



US00D706056S

(12) **United States Design Patent**
Georgeson

(10) **Patent No.:** **US D706,056 S**
(45) **Date of Patent:** **** Jun. 3, 2014**

- (54) **WALL FIXTURE**
- (71) Applicant: **Kohler Co.**, Kohler, WI (US)
- (72) Inventor: **Paul B. Georgeson**, Sheboygan, WI (US)
- (73) Assignee: **Kohler Co.**, Kohler, WI (US)
- (**) Term: **14 Years**
- (21) Appl. No.: **29/471,052**
- (22) Filed: **Oct. 28, 2013**

D563,132 S	3/2008	Ricereto	
D655,547 S	3/2012	Domanski	
D656,349 S	3/2012	Sedwick	
D656,350 S	3/2012	Sedwick	
D668,935 S	10/2012	Yoo	
D671,348 S	11/2012	Cittadino	
D671,819 S	12/2012	Kwok et al.	
D682,664 S	5/2013	Gilboe et al.	
D690,531 S	* 10/2013	Gilboe et al. D6/550

OTHER PUBLICATIONS

Notice of Allowance in U.S. Appl. No. 29/471,055 dated Jan. 16, 2014.

* cited by examiner

Primary Examiner — Brian N Vinson

(74) *Attorney, Agent, or Firm* — Foley & Lardner LLP

Related U.S. Application Data

- (62) Division of application No. 29/447,076, filed on Feb. 28, 2013.
- (51) **LOC (10) Cl.** **23-02**
- (52) **U.S. Cl.**
USPC **D6/524; D6/550**
- (58) **Field of Classification Search**
USPC D6/518–524, 546–550; D8/300, 370, D8/315; 108/28–29; 211/13.1, 16, 85.5, 211/86.01, 87.01, 88.04, 100, 105.1, 105.2, 211/106, 113, 123, 181.1, 182–183; 248/49, 175, 176.1, 200, 201, 205.1, 248/251, 302, 309.1, 315; 242/570, 590, 242/595–598
See application file for complete search history.

(57) **CLAIM**

I claim the ornamental design for a wall fixture, as shown and described.

DESCRIPTION

FIG. 1 is a perspective view of the claimed design;
FIG. 2 is a front view of the claimed design shown in FIG. 1;
FIG. 3 is a rear view of the claimed design shown in FIG. 1;
FIG. 4 is a right side view of the claimed design shown in FIG. 1;
FIG. 5 is left side view of the claimed design shown in FIG. 1;
FIG. 6 is a top view of the claimed design shown in FIG. 1;
and,
FIG. 7 is a bottom view of the claimed design shown in FIG. 1.

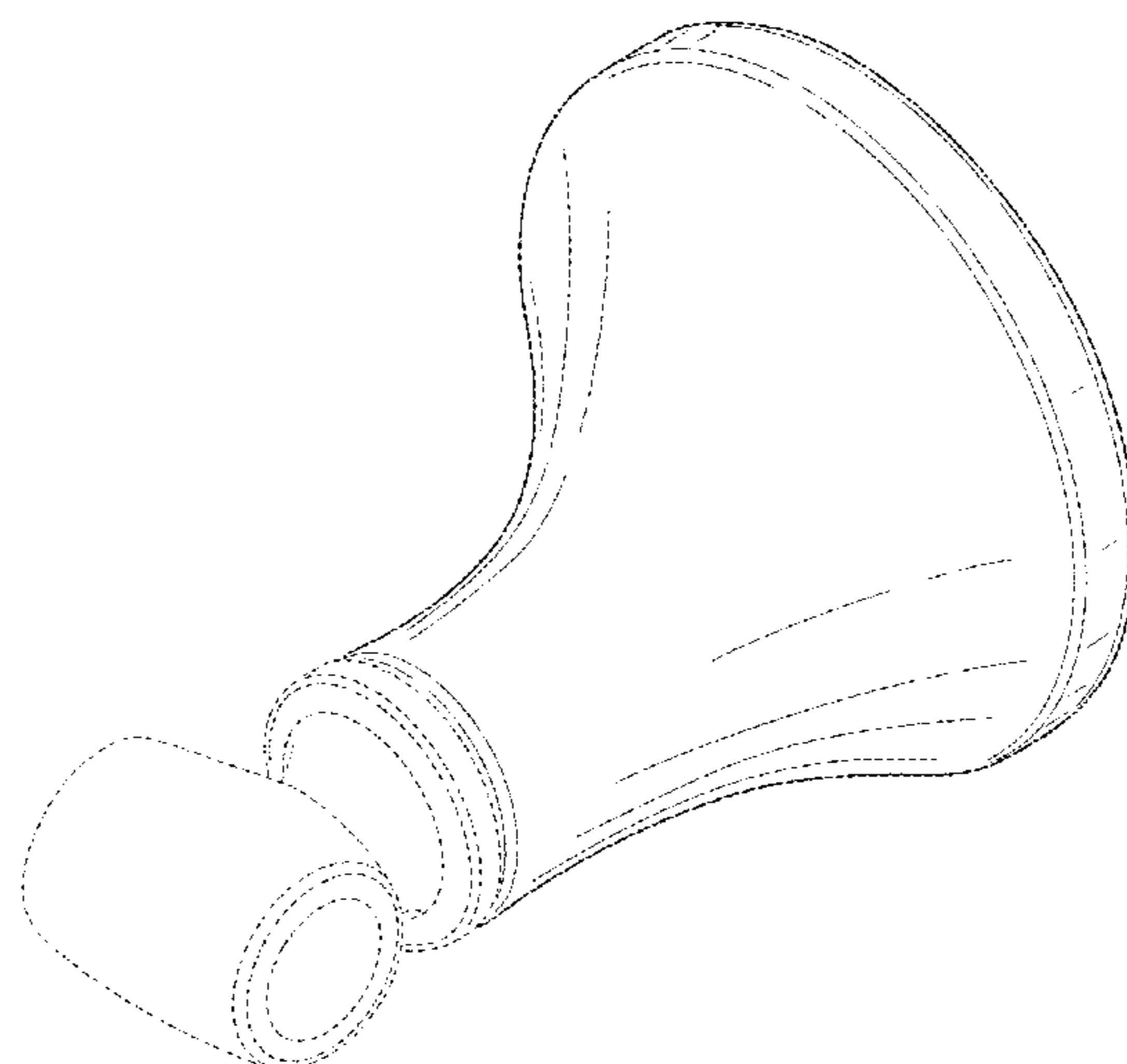
The ornamental design which is claimed is shown in solid lines in the drawings. The broken lines in the drawings are for illustrative purposes only and form no part of the claimed design. The dot-dash lines in the drawings define boundaries of the claimed design and form no part thereof.

1 Claim, 5 Drawing Sheets

(56) **References Cited**

U.S. PATENT DOCUMENTS

D451,738 S	*	12/2001	Yeh	D6/550
D492,151 S	*	6/2004	Chen	D6/524
D492,523 S	*	7/2004	Graves et al.	D6/524
D516,356 S	*	3/2006	Sedwick	D6/550
D520,282 S		5/2006	Hoernig		
D520,791 S		5/2006	Solowiej		
D550,010 S		9/2007	Gilbert		






FIG. 1

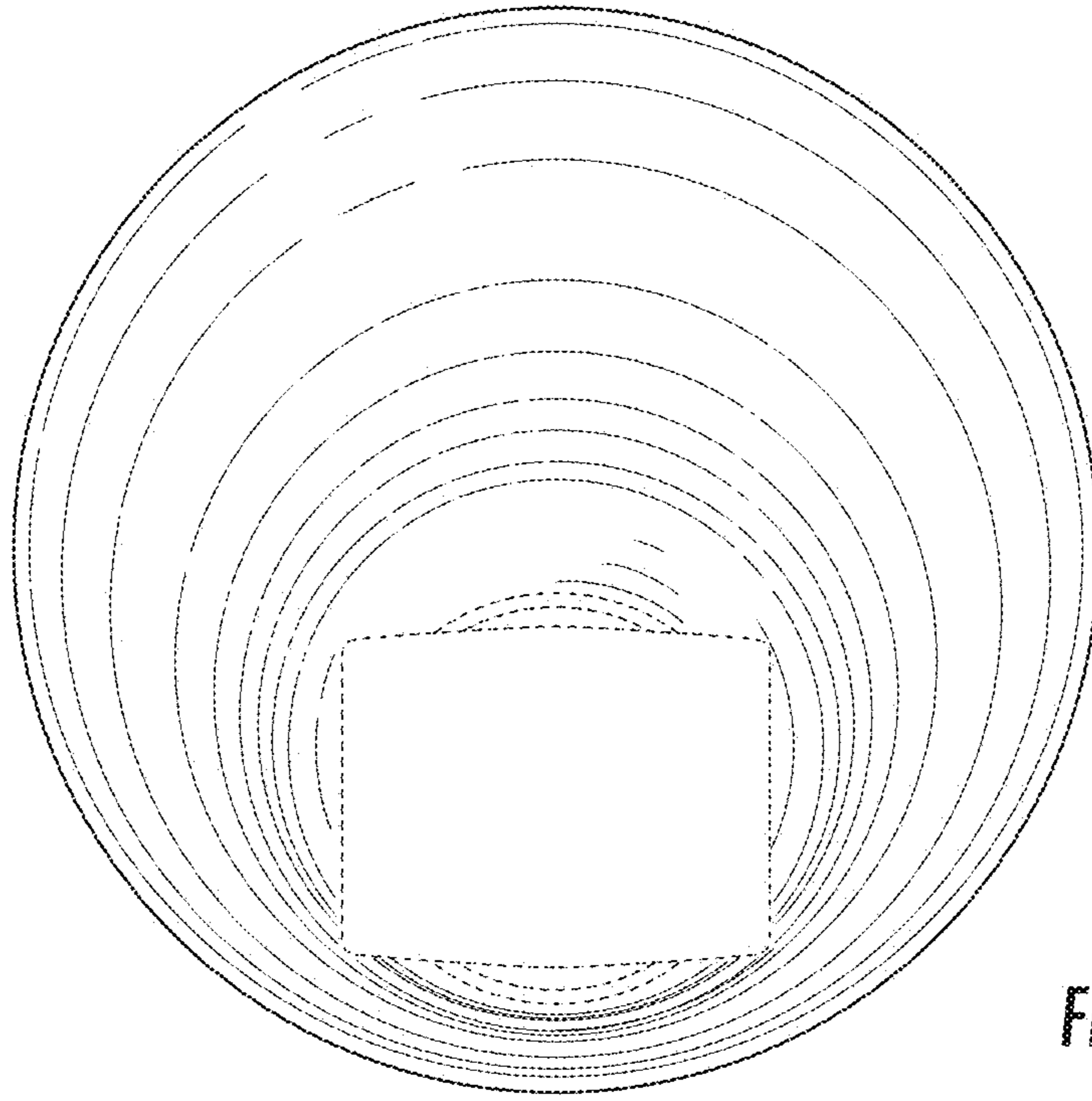


FIG. 2




FIG. 3

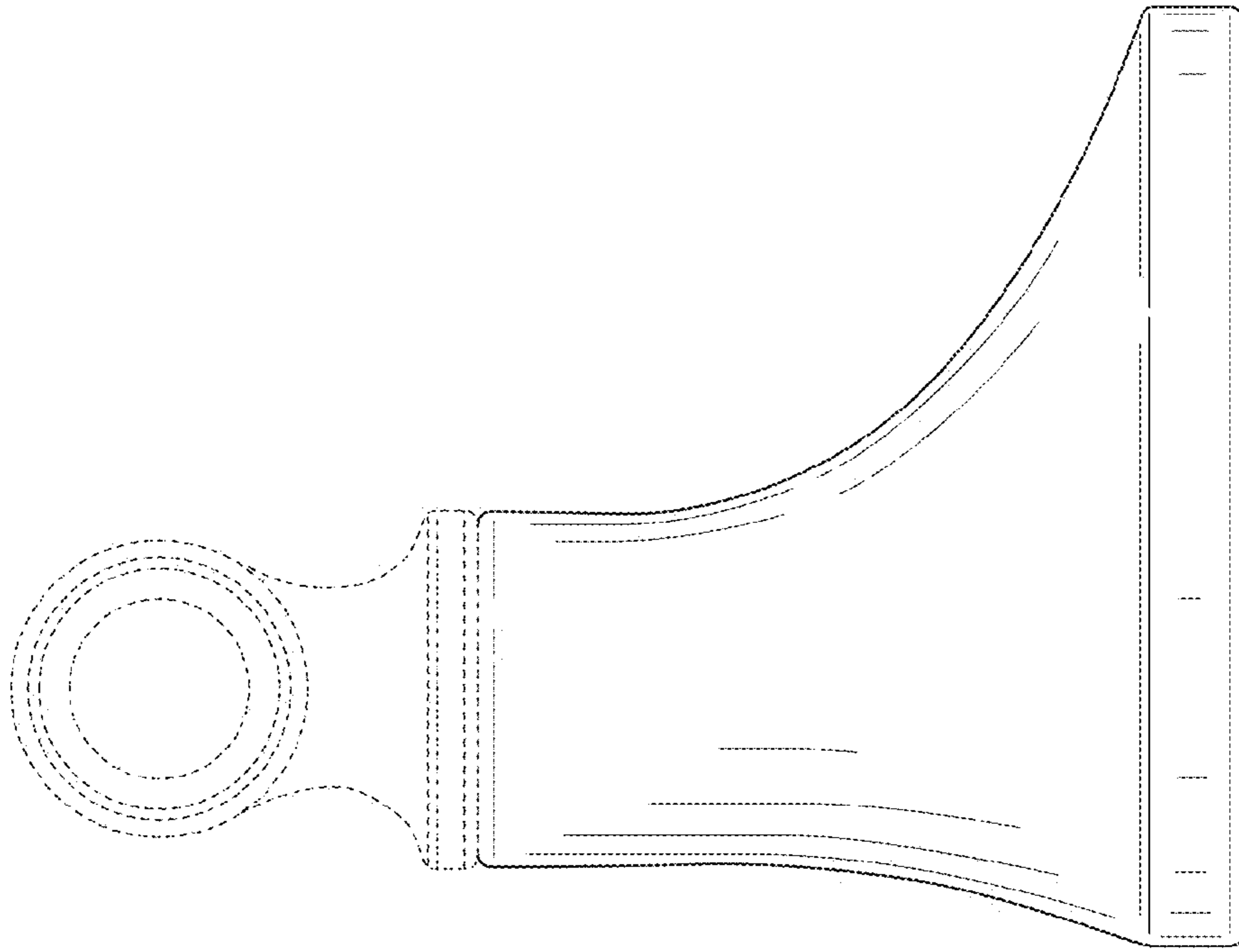


FIG. 4

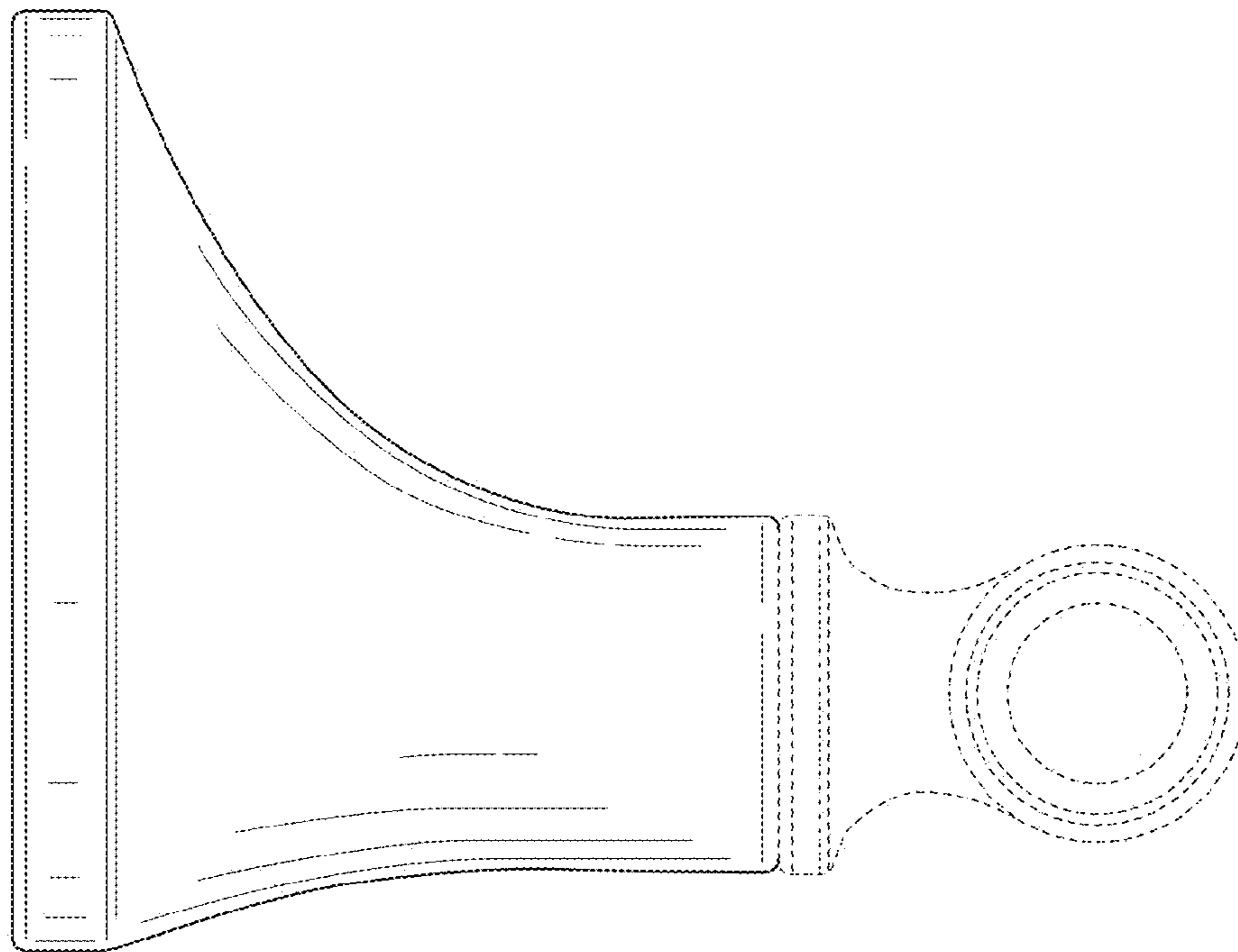


FIG. 5

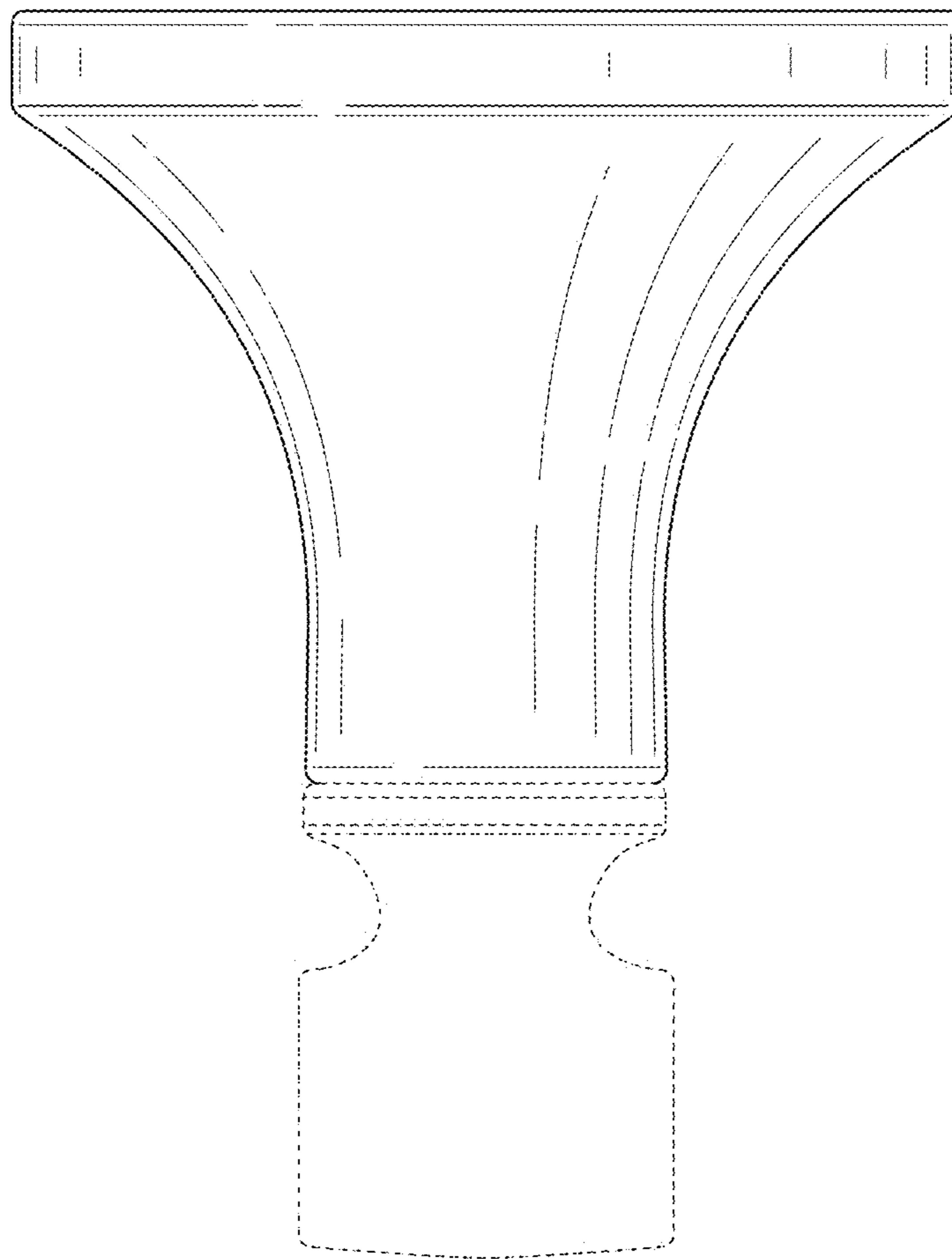


FIG. 6

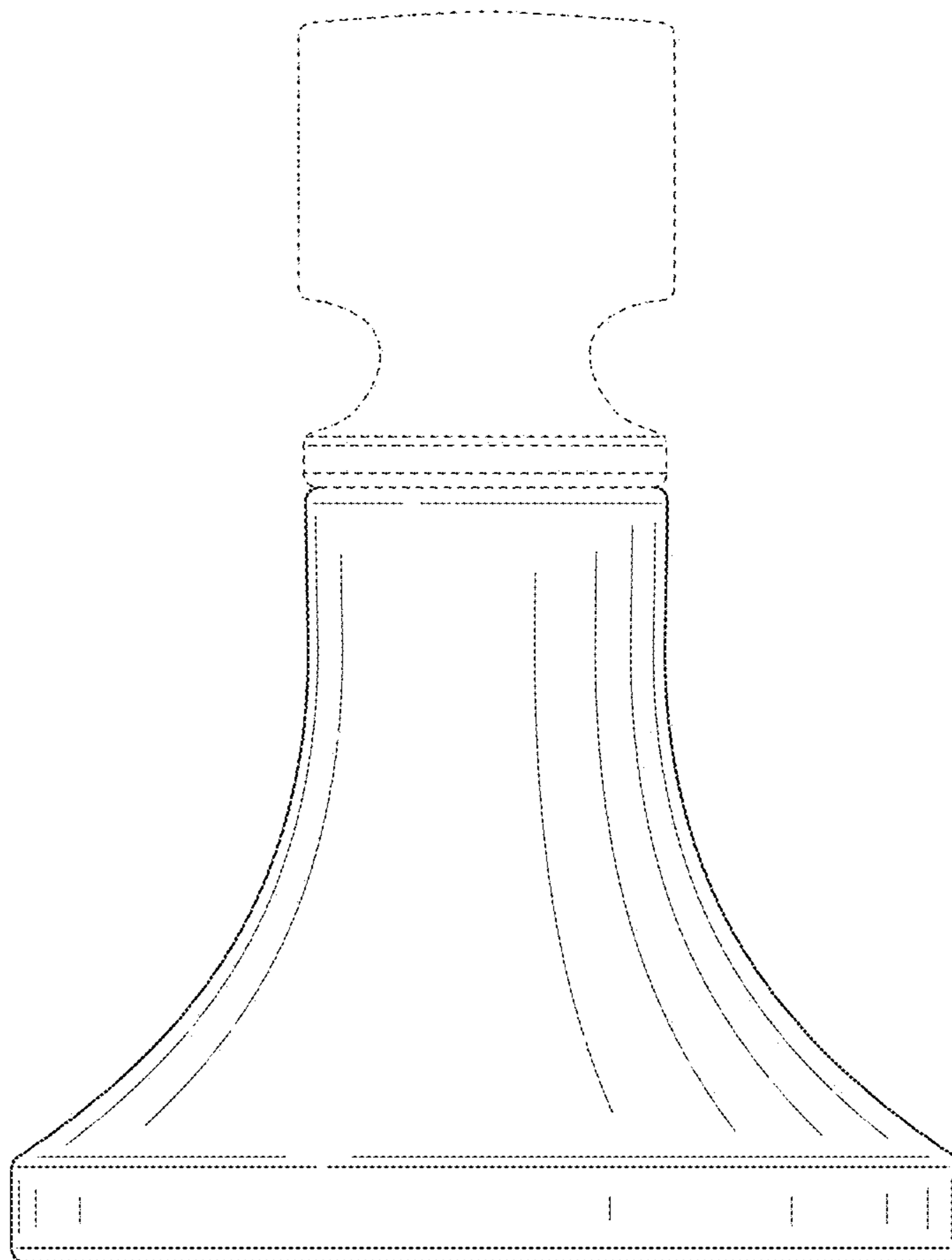


FIG. 7