



US00D706052S

(12) **United States Design Patent**
Arnon et al.

(10) **Patent No.:** **US D706,052 S**
(45) **Date of Patent:** **** Jun. 3, 2014**

- (54) **SEATS**
- (71) Applicant: **Jardin Netherlands B.V.**, Rijen (NL)
- (72) Inventors: **Hadas Arnon**, Tel Aviv (IL); **Martin Staps**, Baarle-Hertog (NL); **Daniel Rasenberg**, JK Oosterhout (NL)
- (73) Assignee: **Jardin Netherlands B.V.**, Rijen (NL)
- (**) Term: **14 Years**
- (21) Appl. No.: **29/459,761**
- (22) Filed: **Jul. 3, 2013**
- (51) **LOC (10) Cl.** **06-01**
- (52) **U.S. Cl.**
USPC **D6/369**
- (58) **Field of Classification Search**
USPC D6/334–336, 369, 370, 371, 372, 373,
D6/374, 375, 376, 379, 380, 381, 716,
D6/716.1, 716.2, 716.3, 716.4;
297/411.42, 411.45, 448.1, 448.2,
297/451.9, 452.64
See application file for complete search history.

(56) **References Cited**

U.S. PATENT DOCUMENTS

D234,329 S *	2/1975	Rocchia	D6/369
D422,422 S *	4/2000	Black	D6/369
D431,383 S *	10/2000	Frinier	D6/369
D491,378 S *	6/2004	Tyler	D6/369
D547,079 S *	7/2007	Wang	D6/369
D650,605 S *	12/2011	Haimoff et al.	D6/369

D661,917 S *	6/2012	Citterio	D6/369
D664,782 S *	8/2012	Lenney	D6/369
D664,784 S *	8/2012	Adir	D6/369
D668,465 S *	10/2012	Adir	D6/369
D677,483 S *	3/2013	Adir	D6/369

* cited by examiner

Primary Examiner — Mimoso De

(74) *Attorney, Agent, or Firm* — Vorys, Sater, Seymour and Pease LLP; Susanne M. Hopkins; William L. Klima

(57) **CLAIM**

The ornamental design for seats, as shown and described.

DESCRIPTION

FIG. 1 is a front perspective view of a chair of a first embodiment,
 FIG. 2 is a rear perspective view thereof,
 FIG. 3 is a front elevational view thereof,
 FIG. 4 is a rear elevational view thereof,
 FIG. 5 is a left-side elevational view thereof, the right-side being a mirror image,
 FIG. 6 is a top planar view thereof,
 FIG. 7 is a bottom planar view thereof,
 FIG. 8 is a front perspective view of a sofa of a second embodiment,
 FIG. 9 is a rear perspective view thereof,
 FIG. 10 is a front elevational view thereof,
 FIG. 11 is a rear elevational view thereof,
 FIG. 12 is a left-side elevational view thereof, the right-side being a mirror image,
 FIG. 13 is a top planar view thereof; and,
 FIG. 14 is a bottom planar view thereof.

1 Claim, 14 Drawing Sheets





Fig. 1



Fig. 2



Fig. 3




Fig. 4



Fig. 5




Fig. 6

7 / 14




Fig. 7



Fig. 8




Fig. 9




Fig. 10




Fig. 11



Fig. 12




Fig. 13




Fig. 14