



US00D706051S

(12) **United States Design Patent**
Staps et al.

(10) **Patent No.:** **US D706,051 S**
(45) **Date of Patent:** **** Jun. 3, 2014**

(54) **CHAIR**

(71) Applicants: **Martin Staps**, Baarle-Hertog (BE);
Daniel Rasenberg, JK Oosterhout (NL)

(72) Inventors: **Martin Staps**, Baarle-Hertog (BE);
Daniel Rasenberg, JK Oosterhout (NL)

(73) Assignee: **Jardin Netherlands B.V.**, Rijen (NL)

(**) Term: **14 Years**

(21) Appl. No.: **29/443,707**

(22) Filed: **Jan. 22, 2013**

(30) **Foreign Application Priority Data**

Jul. 23, 2012 (EM) 002077776-0001

(51) **LOC (10) Cl.** **06-01**

(52) **U.S. Cl.**
USPC **D6/369**

(58) **Field of Classification Search**
USPC D6/334-336, 369, 370, 374, 375, 376,
D6/379, 380, 716, 716.1, 716.2, 716.3,
D6/716.4, 717.2; 297/411.42, 411.45,
297/448.1, 448.2, 451.9, 452.64

See application file for complete search history.

(56) **References Cited**

U.S. PATENT DOCUMENTS

| | | | | | | |
|----------|---|---|---------|-----------------|-------|--------|
| D422,422 | S | * | 4/2000 | Black | | D6/369 |
| D431,383 | S | * | 10/2000 | Frinier | | D6/369 |
| D460,873 | S | * | 7/2002 | Frinier | | D6/369 |
| D491,378 | S | * | 6/2004 | Tyler | | D6/369 |
| D547,079 | S | * | 7/2007 | Wang | | D6/369 |
| D678,691 | S | * | 3/2013 | Frinier | | D6/369 |
| D687,233 | S | * | 8/2013 | Pedersen et al. | | D6/369 |

* cited by examiner

Primary Examiner — Mimosa De

(74) *Attorney, Agent, or Firm* — Vorys, Sater, Seymour and Pease LLP; Susanne M. Hopkins; William L. Klima

(57) **CLAIM**

The ornamental design for a chair, as shown and described.

DESCRIPTION

FIG. 1 is a front perspective view for a chair;
FIG. 2 is a rear perspective view of the design for a chair as seen in FIG. 1;
FIG. 3 is a front elevational view of the design for a chair as seen in FIG. 1;
FIG. 4 is a rear elevational view of the design for a chair as seen in FIG. 1;
FIG. 5 is a left side elevational view of the design for a chair as seen in FIG. 1; and,
FIG. 6 is a right side elevational view of the design for a chair as seen in FIG. 1.

1 Claim, 6 Drawing Sheets







FIG. 1



FIG. 2



FIG. 3




FIG. 4




FIG. 5




FIG. 6