



US00D706016S

(12) **United States Design Patent**
Cheung

(10) **Patent No.:** **US D706,016 S**
(45) **Date of Patent:** **** Jun. 3, 2014**

(54) **SNACK FOOD PRODUCT**

(71) Applicant: **Ian Chun Kong Cheung**, Kowloon
(CN)

(72) Inventor: **Ian Chun Kong Cheung**, Kowloon
(CN)

(**) Term: **14 Years**

(21) Appl. No.: **29/458,824**

(22) Filed: **Jun. 24, 2013**

Related U.S. Application Data

(63) Continuation-in-part of application No. 29/430,350,
filed on Aug. 24, 2012, now abandoned.

(30) **Foreign Application Priority Data**

Feb. 27, 2012 (HK) 1200311.3

(51) **LOC (10) Cl.** **01-01**

(52) **U.S. Cl.**
USPC **D1/102**

(58) **Field of Classification Search**

USPC D1/100-130, 199; 426/94, 138, 143,
426/275, 277, 279, 281-283, 292, 295, 391,
426/496, 514, 566, 572, 660, 90, 91;
249/119, 125, 133

See application file for complete search history.

(56) **References Cited**

U.S. PATENT DOCUMENTS

1,492,603 A * 5/1924 Matson 426/279
1,600,191 A * 9/1926 Mandelbaum 426/138

1,738,301 A * 12/1929 Kornreich 249/68
1,816,283 A * 7/1931 Holibaugh 426/138
2,810,338 A * 10/1957 Dawson 249/122
3,341,167 A * 9/1967 Weiss 249/66.1
3,551,161 A * 12/1970 Esther 426/297
D225,919 S * 1/1973 Corn D1/101
D251,276 S * 3/1979 Majeski D1/101
D254,396 S * 3/1980 Carlson D1/199
4,447,457 A * 5/1984 Bernal 426/91
6,156,357 A * 12/2000 Franklin 426/95
D493,022 S * 7/2004 Sparks et al. D1/122
D503,506 S * 4/2005 Tepper et al. D1/101
D579,626 S * 11/2008 Schulman D1/122
D649,737 S * 12/2011 Cheung D1/102

* cited by examiner

Primary Examiner — Deanna L Pratt

Assistant Examiner — Katie Mroczka

(74) *Attorney, Agent, or Firm* — Leydig, Voit & Mayer, Ltd.

(57) **CLAIM**

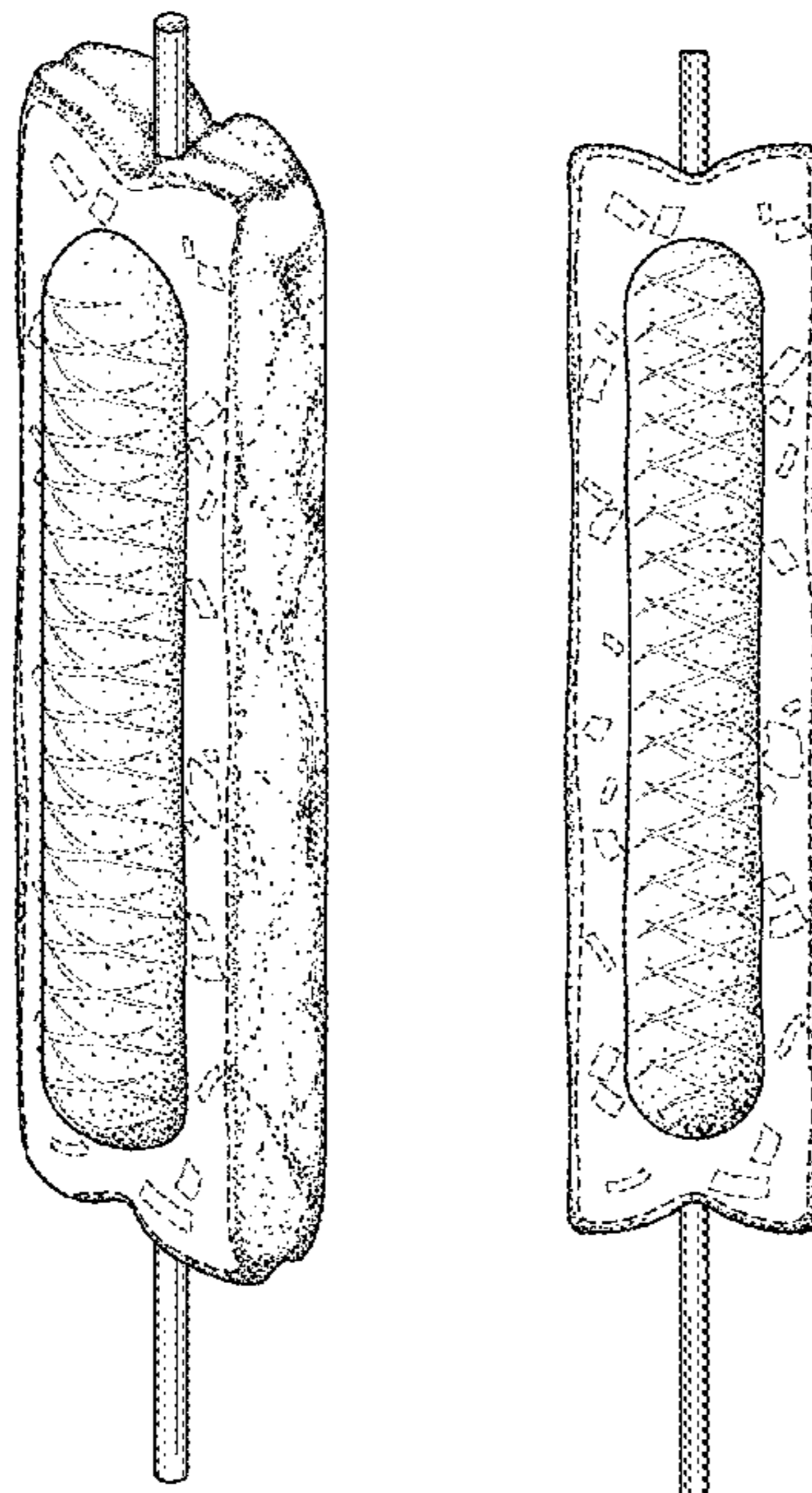
The ornamental design for a snack food product, as shown
and described.

DESCRIPTION

FIG. 1 is a front and right side perspective view of a snack
food product showing my new design;
FIG. 2 is a front elevational view thereof;
FIG. 3 is a rear elevational view thereof;
FIG. 4 is a left side elevational view thereof;
FIG. 5 is a right side elevational view thereof;
FIG. 6 is a top end view thereof; and,
FIG. 7 is a bottom end view thereof.

The broken lines in FIGS. 1, 2 and 4-7 illustrate portions of
the snack food product which form no part of the claimed
design.

1 Claim, 4 Drawing Sheets






FIG. 1

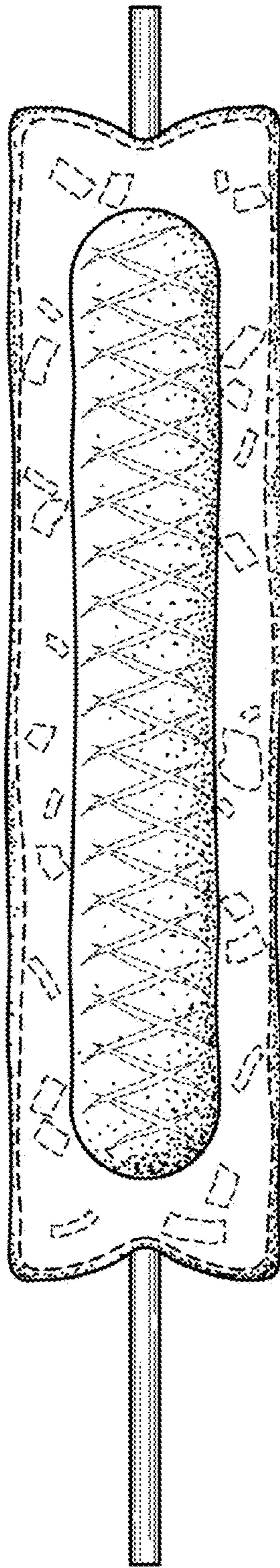


FIG. 2




FIG. 3




FIG. 4




FIG. 5

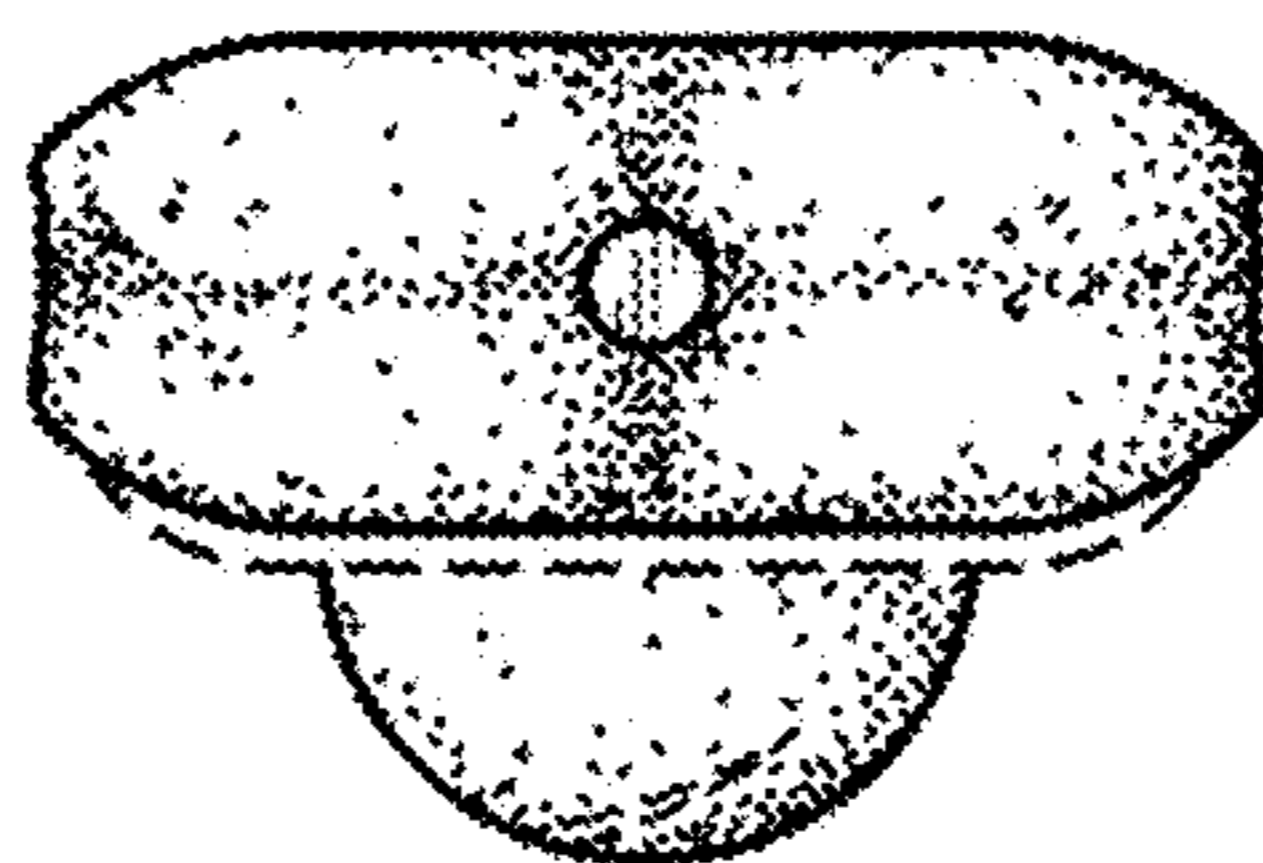


FIG. 6

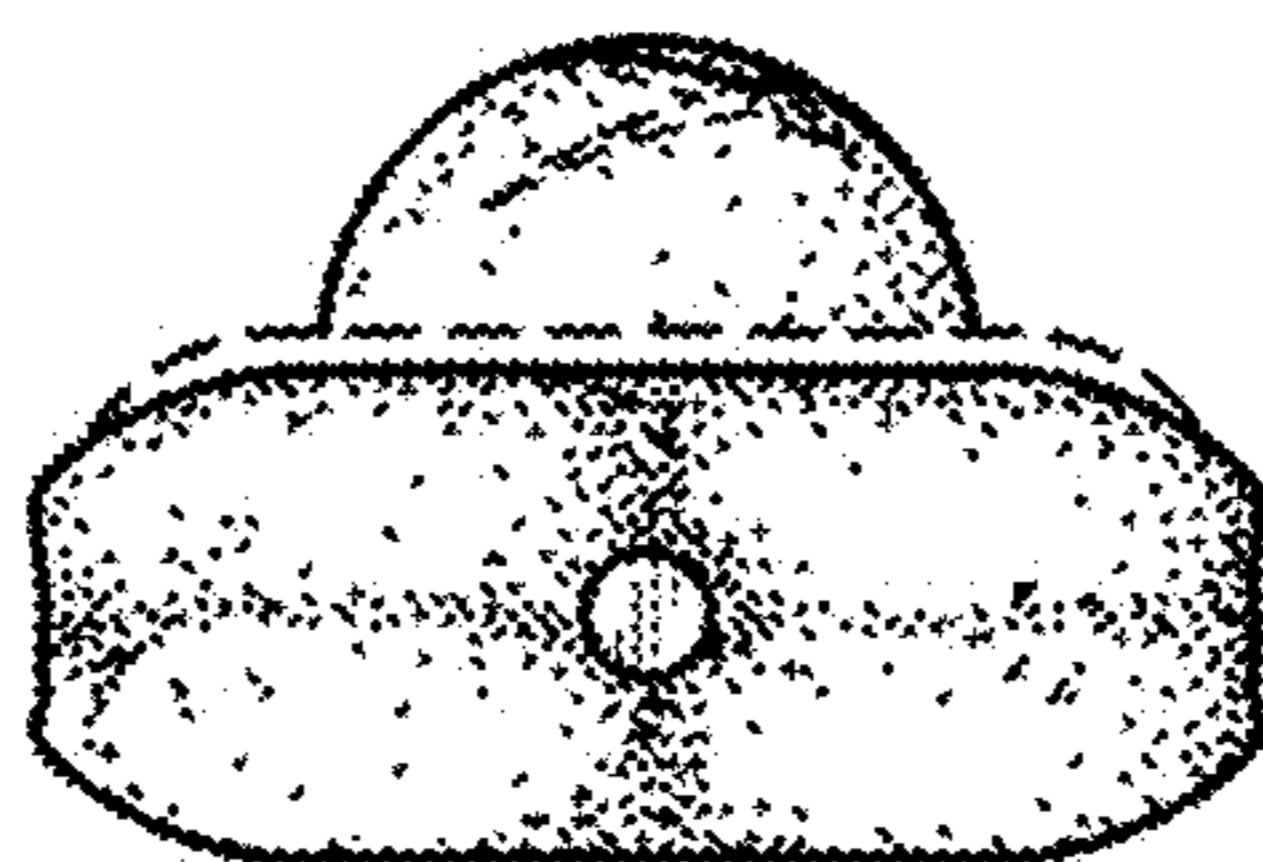


FIG. 7