



US00D705990S

(12) **United States Design Patent**  
**Byun**

(10) **Patent No.:** **US D705,990 S**

(45) **Date of Patent:** **\*\* May 27, 2014**

(54) **EPILATOR**

(56) **References Cited**

(71) Applicant: **Koninklijke Philips Electronics N.V.**,  
Eindhoven (NL)

U.S. PATENT DOCUMENTS

(72) Inventor: **Da-Mi Byun**, Amsterdam (NL)

D364,682 S *	11/1995	Kip	.....	D28/44.1
D558,397 S *	12/2007	Seki et al.	.....	D28/44.1
D571,040 S *	6/2008	Seki et al.	.....	D28/44.1
D589,649 S *	3/2009	Tamsiran	.....	D28/44.1
D608,051 S *	1/2010	Tamsiran	.....	D28/44.1
D645,203 S *	9/2011	Douloubakas	.....	D28/44.1
D675,376 S *	1/2013	Beedham	.....	D28/44.1
2010/0262163 A1 *	10/2010	Kindermann et al.	.....	606/133

(73) Assignee: **Koninklijke Philips N.V.**, Eindhoven  
(NL)

(\*\*) Term: **14 Years**

\* cited by examiner

(21) Appl. No.: **29/446,729**

*Primary Examiner* — Jennifer Rivard

(22) Filed: **Feb. 27, 2013**

(57) **CLAIM**  
The ornamental design for an epilator, as shown.

(30) **Foreign Application Priority Data**

**DESCRIPTION**

Aug. 29, 2012 (EM) ..... 002094219-0001

(51) **LOC (10) Cl.** ..... **28-03**

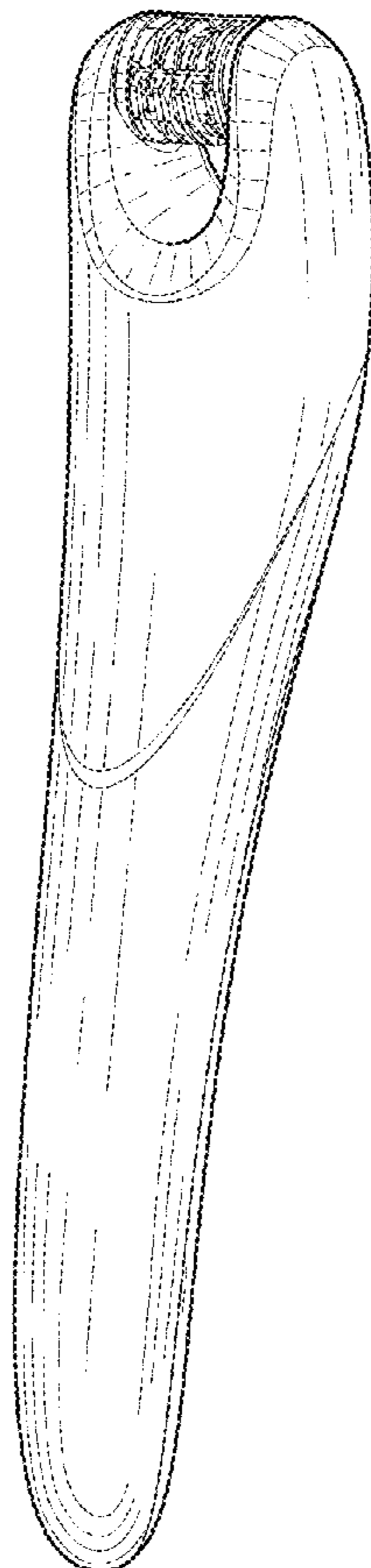
(52) **U.S. Cl.**  
USPC ..... **D28/44.1**

(58) **Field of Classification Search**  
USPC ..... D28/44, 44.1; D24/133, 146, 144;  
606/131, 133

FIG. 1 is a perspective view showing my design;  
FIG. 2 is a front elevational view thereof;  
FIG. 3 is a rear elevational view thereof;  
FIG. 4 is a right side elevational view thereof;  
FIG. 5 is a left side elevational view thereof;  
FIG. 6 is a top plan view thereof; and,  
FIG. 7 is a bottom plan view thereof.

See application file for complete search history.

**1 Claim, 4 Drawing Sheets**



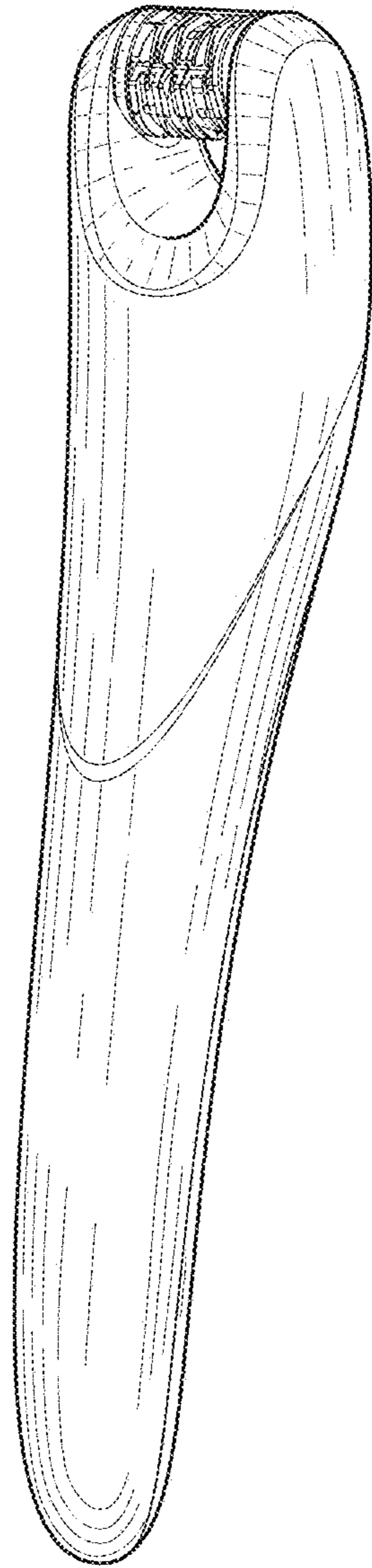


FIG. 1

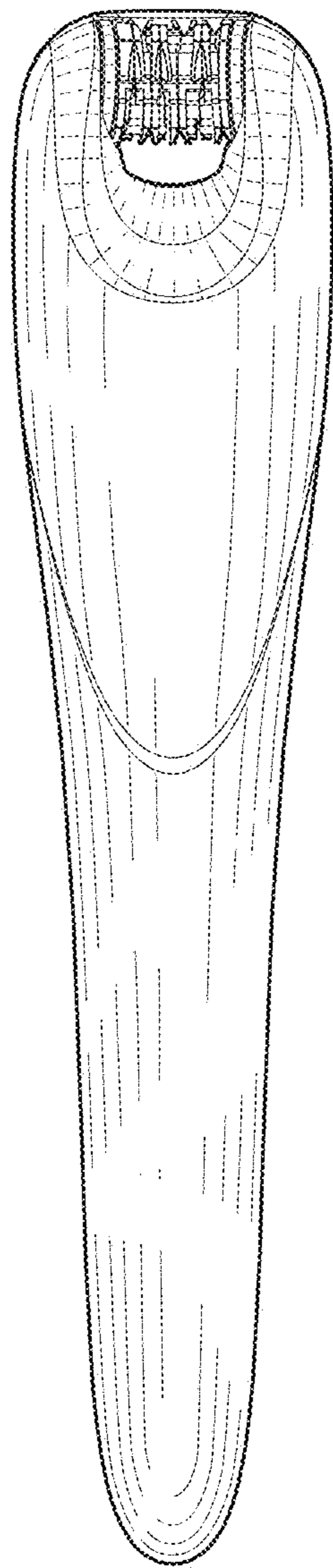


FIG. 2

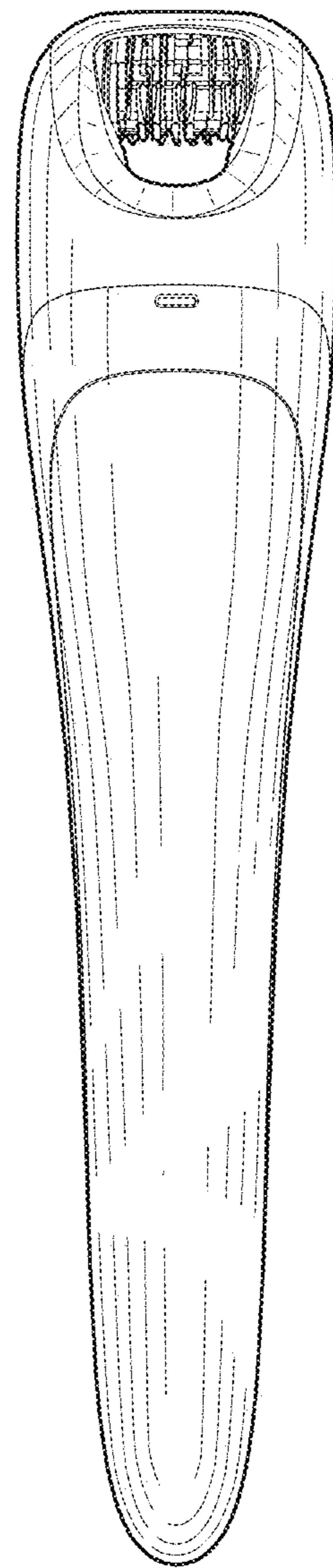


FIG. 3

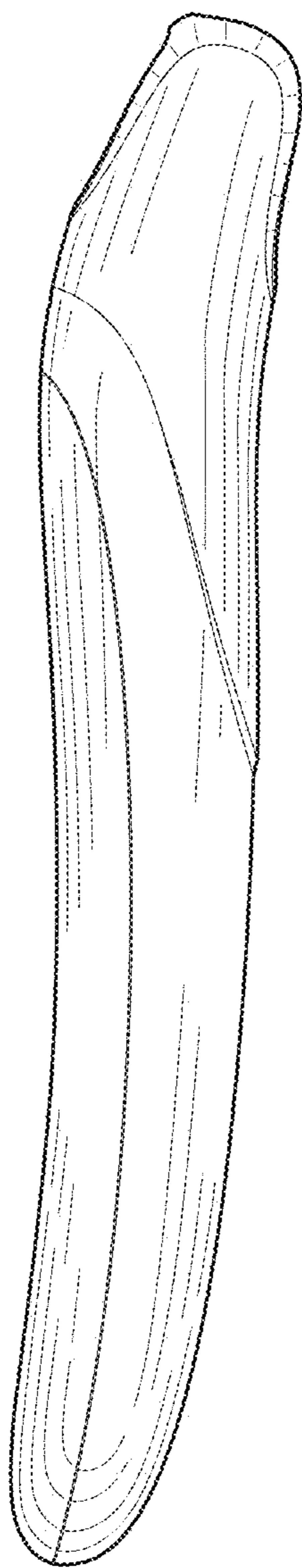


FIG. 4

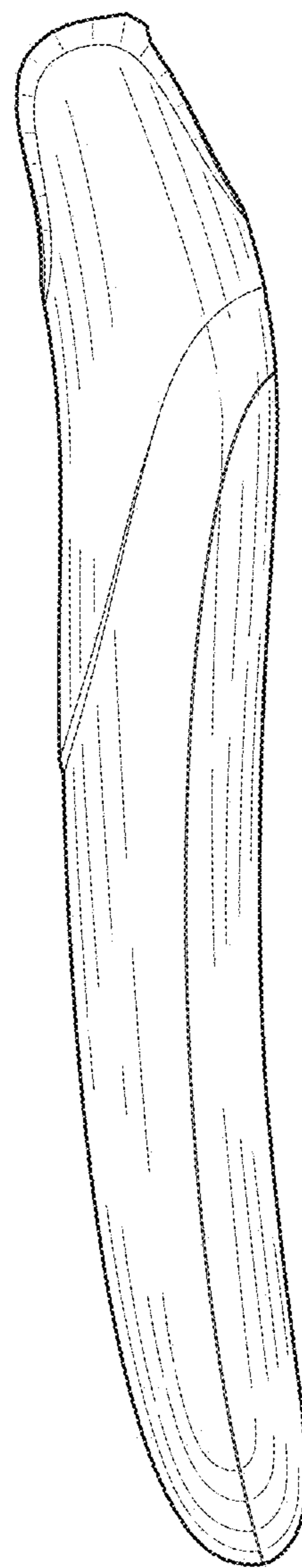


FIG. 5

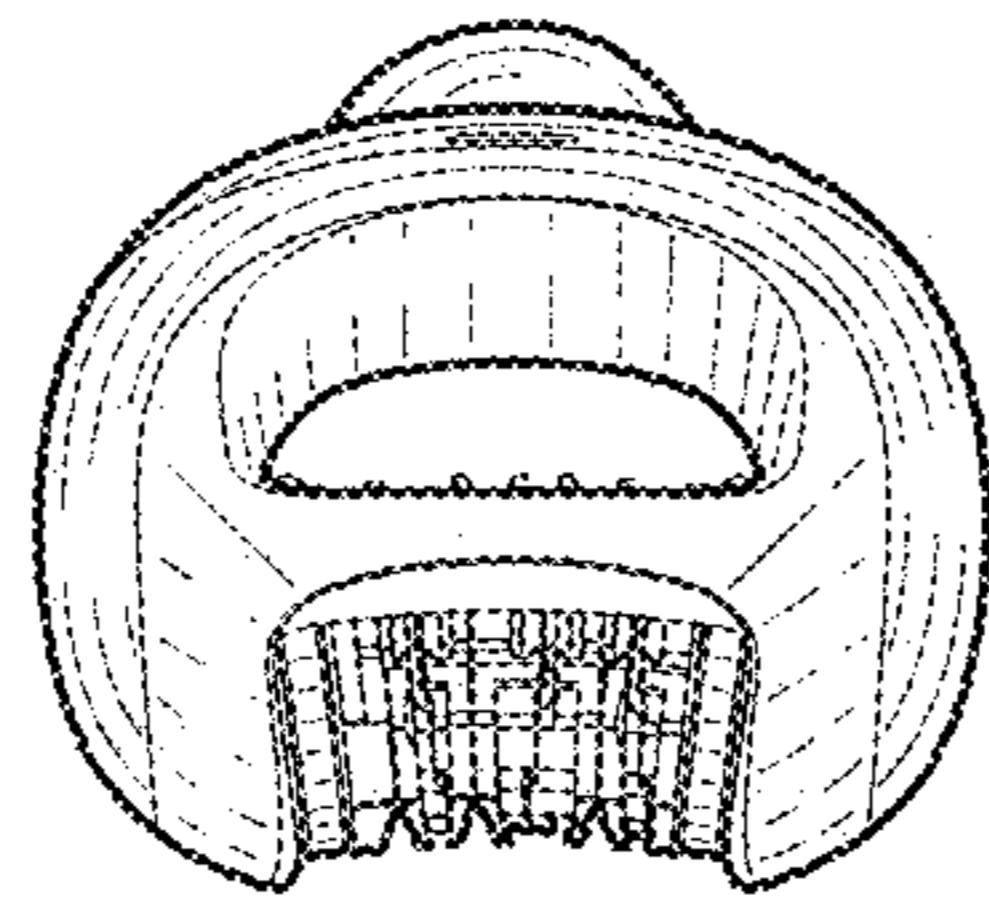


FIG. 6

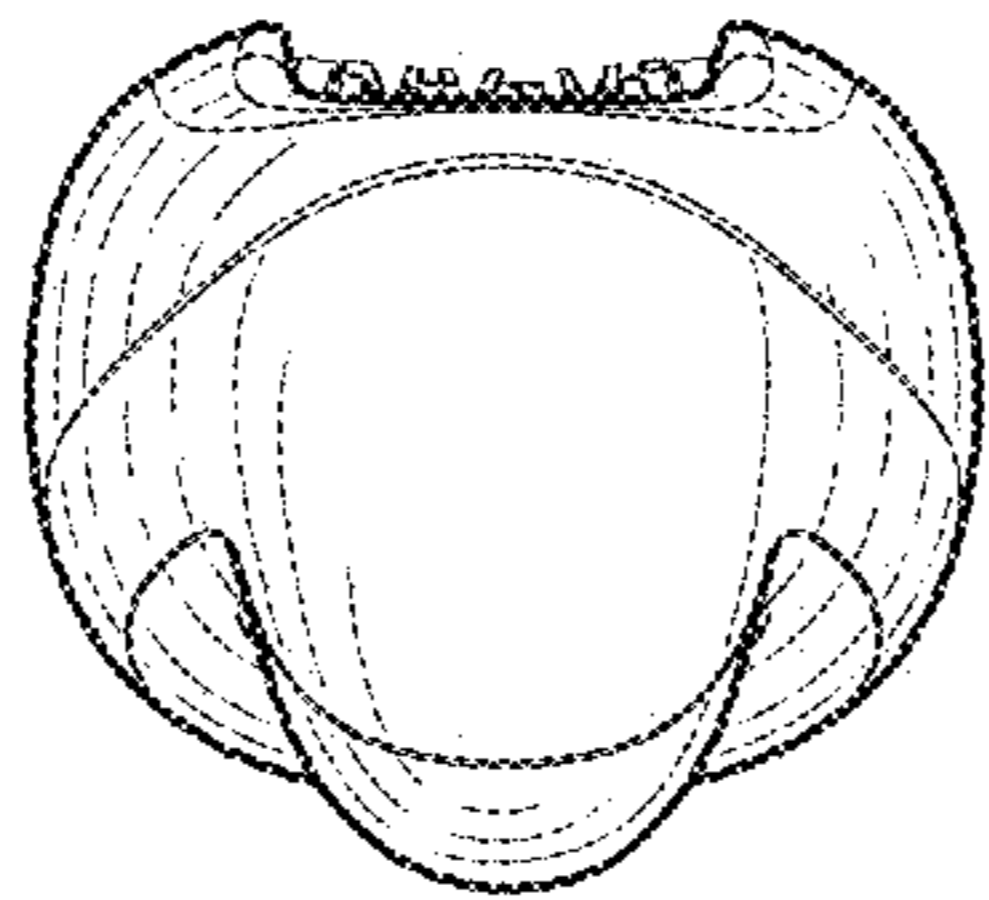


FIG. 7