



US00D705985S

(12) **United States Design Patent**
Yando

(10) **Patent No.:** **US D705,985 S**

(45) **Date of Patent:** **** May 27, 2014**

(54) **LIGHT FIXTURE**

(71) Applicant: **Swarovski Lighting, Ltd.**, Plattsburgh, NY (US)

(72) Inventor: **Roslyn Yando**, Brainardsville, NY (US)

(73) Assignee: **Swarovski Lighting, Ltd.**, Plattsburgh, NY (US)

(**) Term: **14 Years**

(21) Appl. No.: **29/447,703**

(22) Filed: **Mar. 6, 2013**

(51) **LOC (10) Cl.** **26-99**

(52) **U.S. Cl.**
USPC **D26/152**

(58) **Field of Classification Search**
USPC D26/35, 36, 39, 51, 62, 67, 71, 72, 74,
D26/80, 81, 83, 85, 86, 88, 89, 91, 113, 118,
D26/119, 128, 138, 139, 140, 142, 152, 154,
D26/155; D11/40, 43, 44, 63, 68, 117;
D21/668, 672, 760, 766; 362/147, 148,
362/153, 153.1, 183, 186, 300, 301, 307,
362/310, 347, 348, 349, 350, 362, 364, 365,
362/366, 382, 431, 432

See application file for complete search history.

(56) **References Cited**

U.S. PATENT DOCUMENTS

D201,907 S *	8/1965	Wellhofer et al.	D26/152
D296,121 S *	6/1988	Floreani	D21/766
D314,601 S *	2/1991	Floreani	D21/766
D334,785 S *	4/1993	Quantrell	D21/766
D380,805 S *	7/1997	Emig et al.	D21/766
D394,294 S *	5/1998	Parant	D21/760
D557,446 S *	12/2007	Hsu	D26/88

D570,038 S *	5/2008	McDowell	D26/138
D629,140 S *	12/2010	Sperling	D26/83
D629,141 S *	12/2010	Sperling	D26/88
7,891,848 B2 *	2/2011	Sperling	362/398
D644,786 S *	9/2011	McDowell	D26/154
D649,611 S *	11/2011	Ollila	D21/766
2008/0170390 A1 *	7/2008	McDowell	362/225
2010/0128492 A1 *	5/2010	Sperling	362/382

OTHER PUBLICATIONS

Lightolier Brass Strips and Metal Hanging Light, Pariscope Design, printout available online on Jun. 20, 2012 at: <http://www.1stdibs.com/furniture/item/zoom.php?id=662809&view=4>, 1 page.

* cited by examiner

Primary Examiner — Deanna L Pratt

Assistant Examiner — Natasha Vujcic

(74) *Attorney, Agent, or Firm* — Heslin Rothenberg Farley & Mesiti P.C.

(57) **CLAIM**

The ornamental design for a light fixture, as shown and described.

DESCRIPTION

FIG. 1 is a perspective view of the light fixture of the present invention;

FIG. 2 is a front elevation view thereof;

FIG. 3 is a right side elevation view thereof;

FIG. 4 is a rear elevation view thereof;

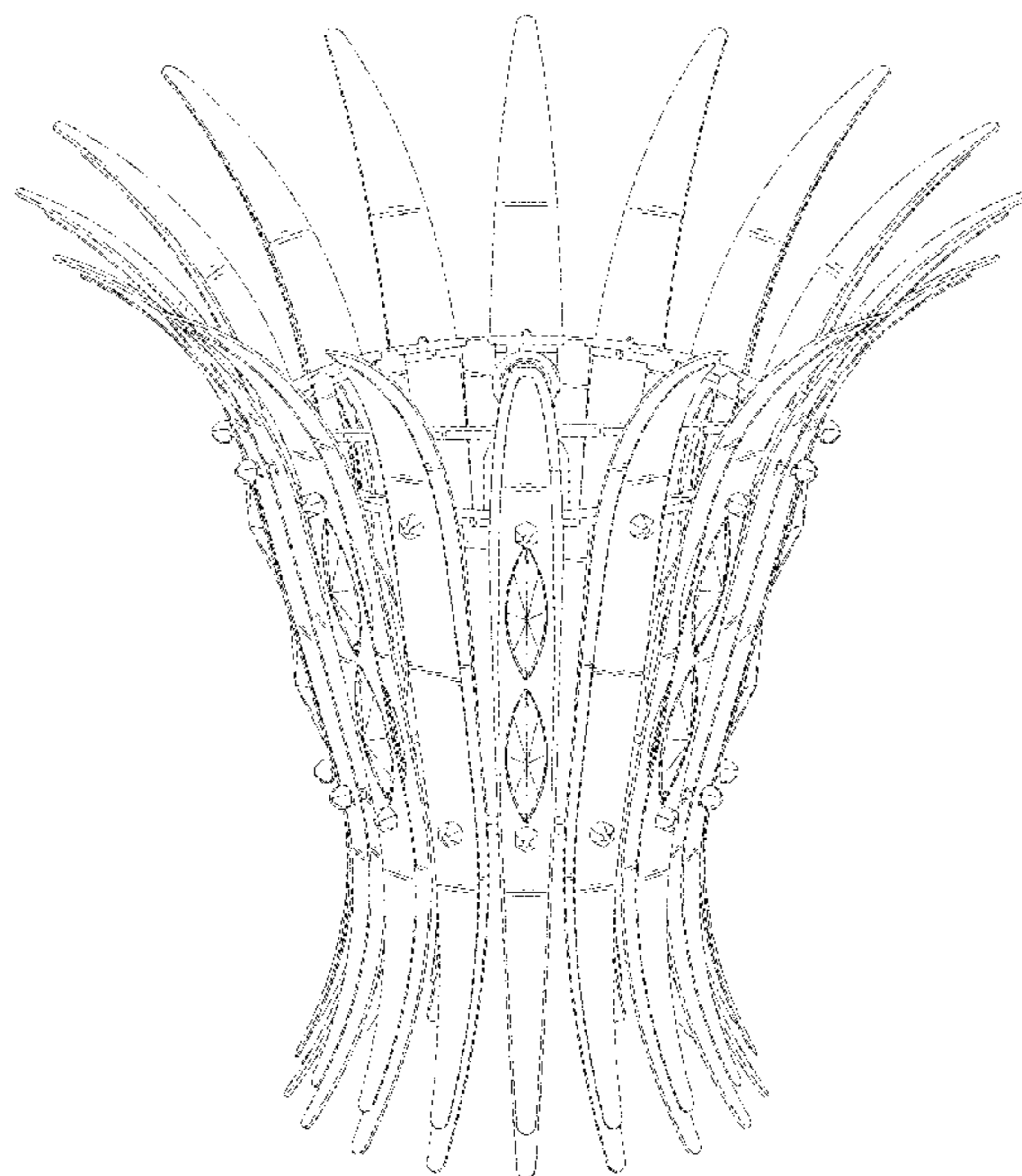
FIG. 5 is a left side elevation view thereof;

FIG. 6 is a top plan view thereof; and,

FIG. 7 is a bottom plan view thereof.

The broken lines in the drawings illustrate portions of the light fixture which form no part of the claimed design.

1 Claim, 7 Drawing Sheets



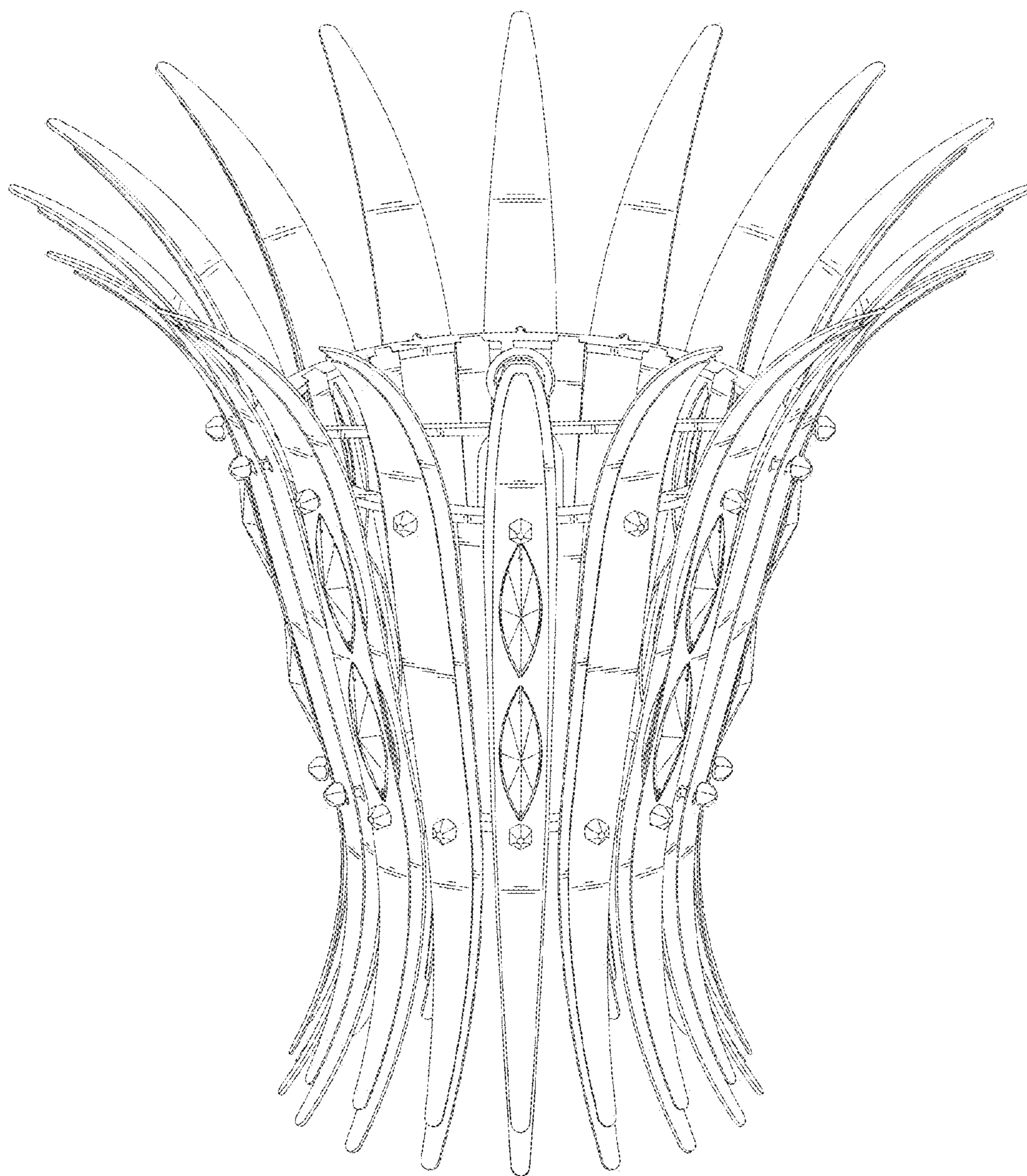


FIG. 1

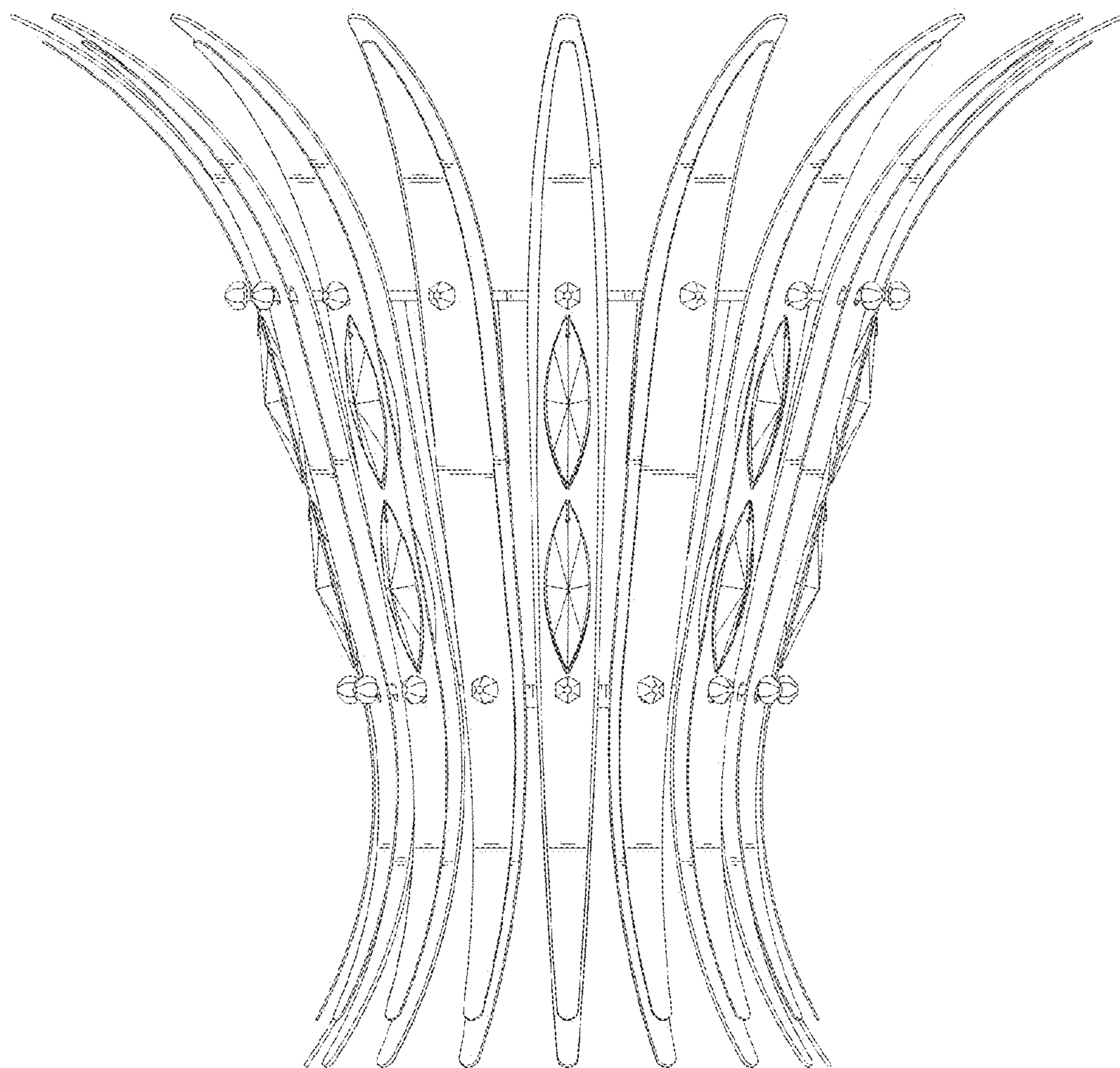


FIG. 2

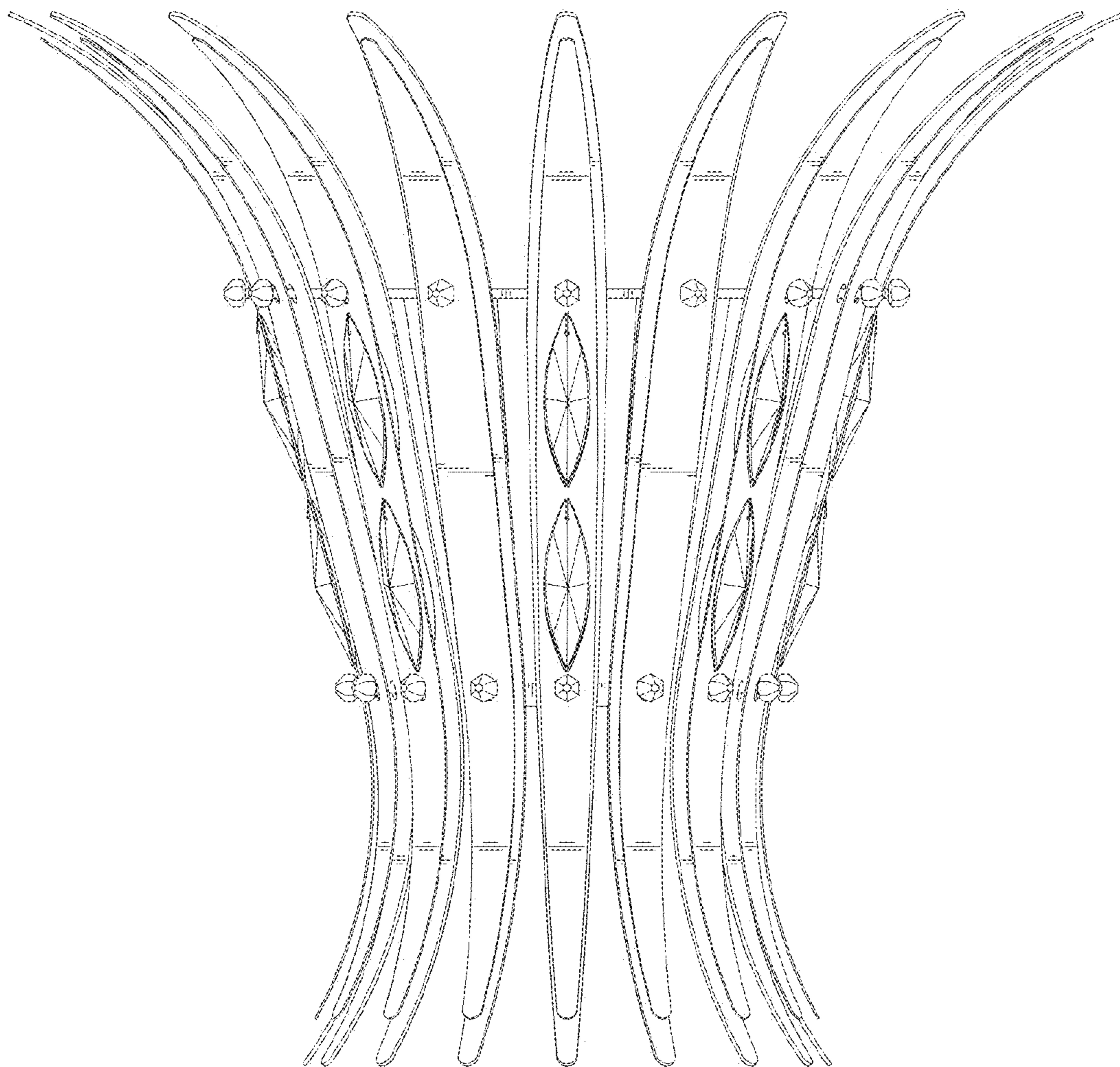


FIG. 3

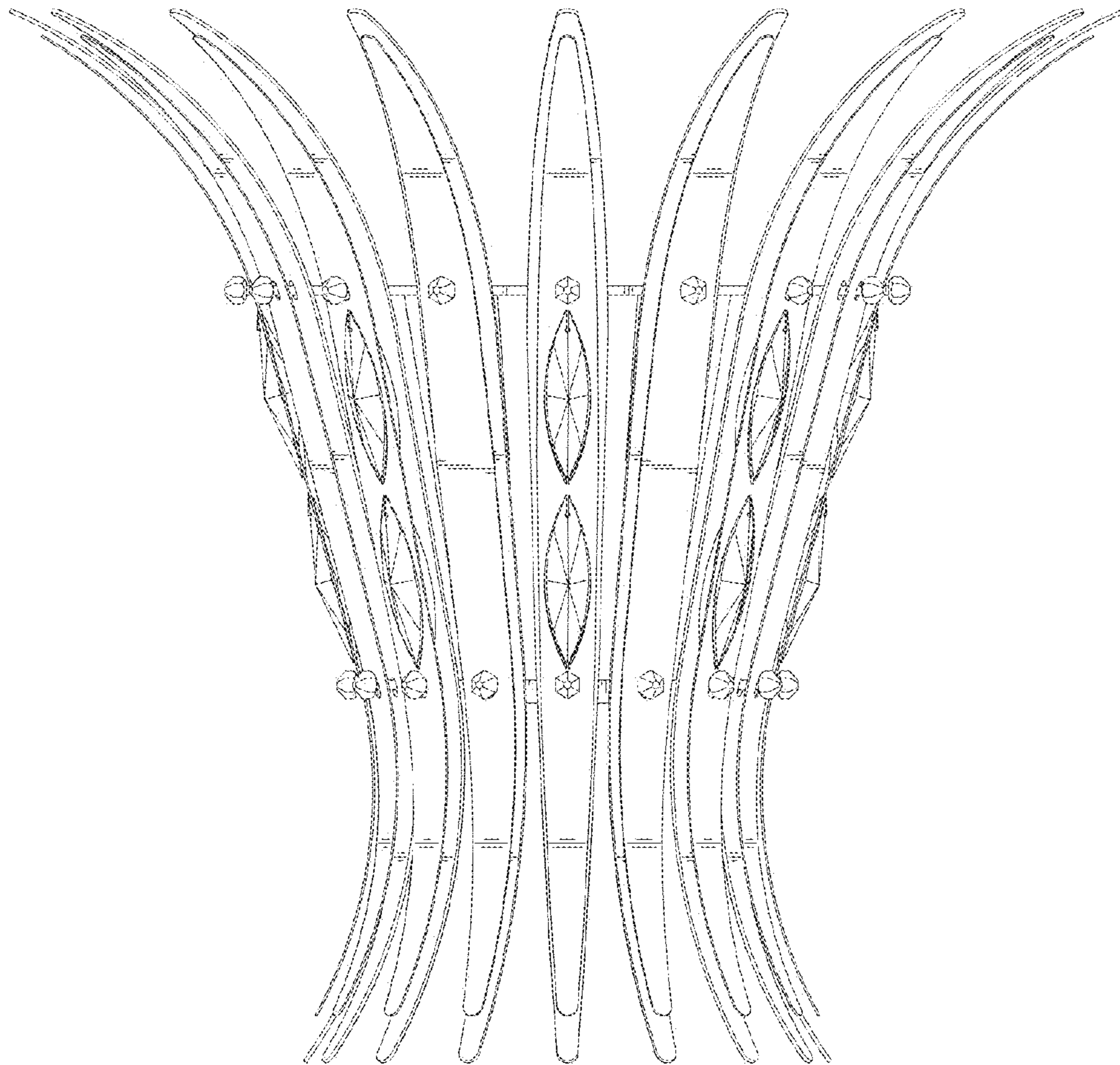


FIG. 4

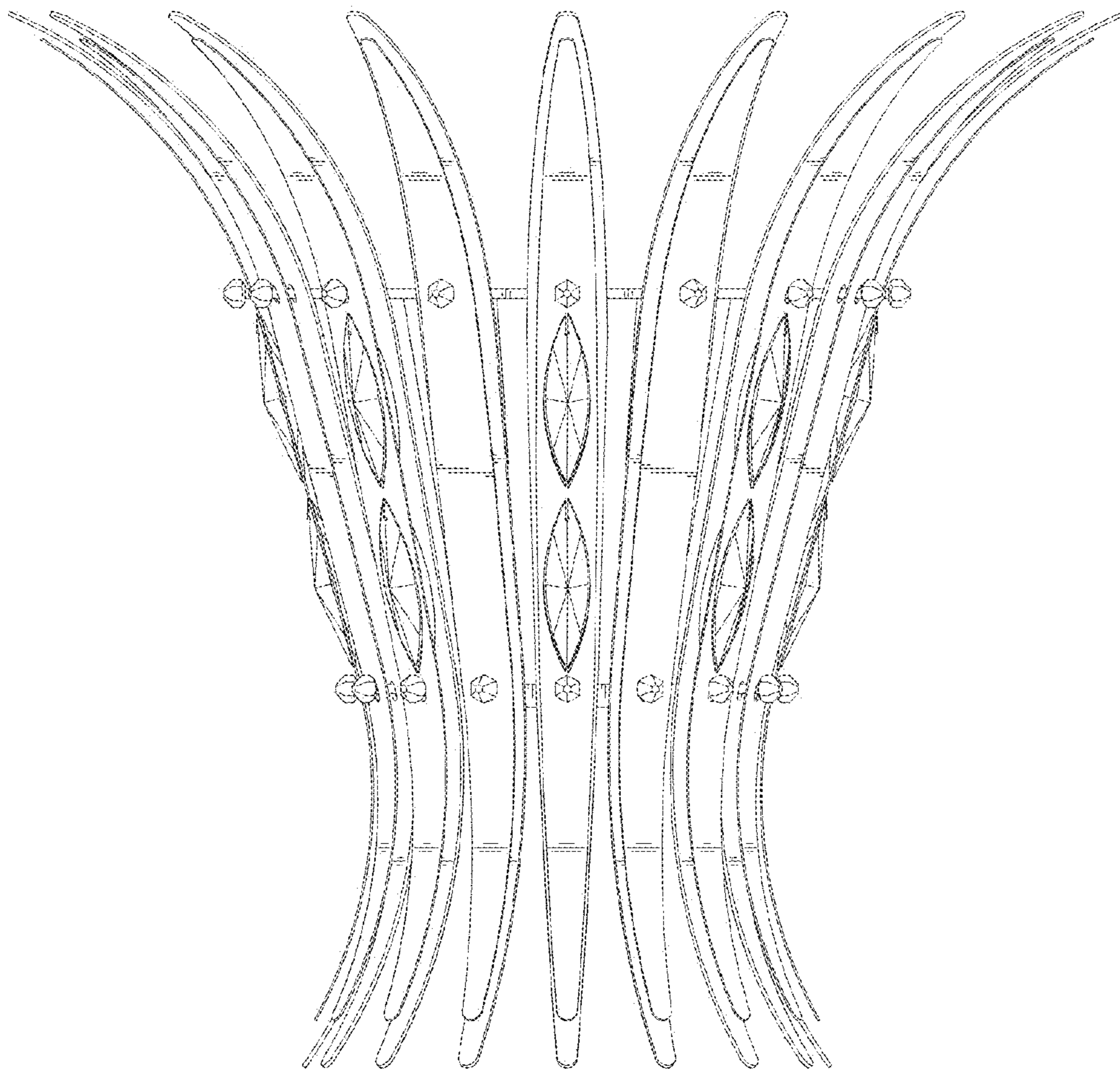


FIG. 5

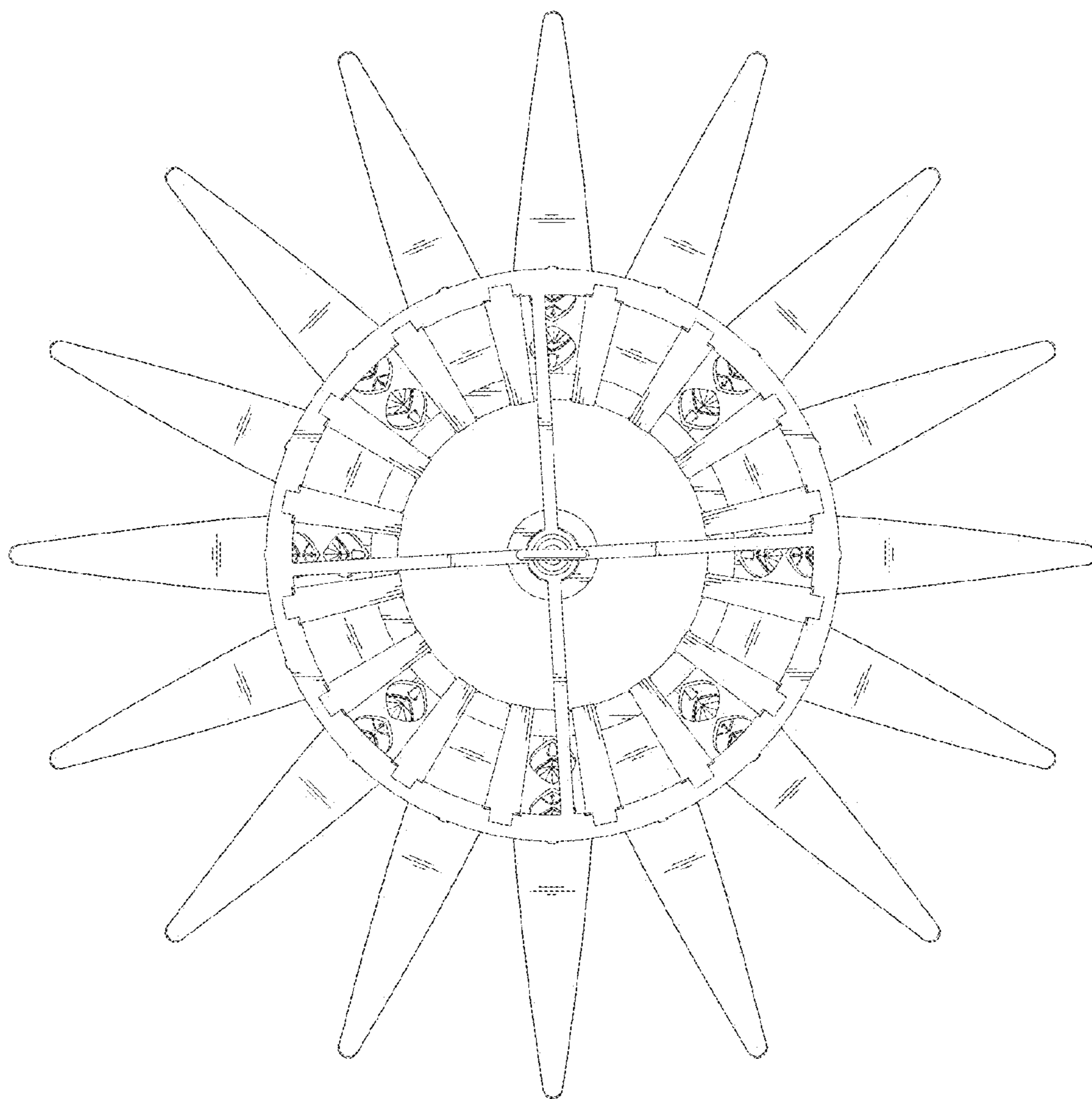


FIG. 6




FIG. 7

UNITED STATES PATENT AND TRADEMARK OFFICE
CERTIFICATE OF CORRECTION

PATENT NO. : D705,985 S
APPLICATION NO. : 29/447703
DATED : May 27, 2014
INVENTOR(S) : Yando

Page 1 of 9

It is certified that error appears in the above-identified patent and that said Letters Patent is hereby corrected as shown below:

The title page showing the illustrative figure should be deleted to be replaced with the attached title page.

In the drawing sheets, consisting of Figs. 1-7, should be deleted to be replaced with the drawing sheets, consisting of Figs 1-7, as shown on the attached pages.

Signed and Sealed this
Thirteenth Day of January, 2015



Michelle K. Lee
Deputy Director of the United States Patent and Trademark Office

(12) **United States Design Patent**
Yando

(10) **Patent No.:** **US D705,985 S**
(45) **Date of Patent:** **** May 27, 2014**

(54) **LIGHT FIXTURE**
(71) Applicant: **Swarovski Lighting, Ltd., Plattsburgh, NY (US)**
(72) Inventor: **Roslyn Yando, Brainardsville, NY (US)**
(73) Assignee: **Swarovski Lighting, Ltd., Plattsburgh, NY (US)**
(**) Term: **14 Years**

(21) Appl. No.: **29/447,703**
(22) Filed: **Mar. 6, 2013**
(51) **LOC (10) Cl.** **26-99**
(52) **U.S. Cl.**
USPC **D26/152**
(58) **Field of Classification Search**
USPC D26/35, 36, 39, 51, 62, 67, 71, 72, 74,
D26/80, 81, 83, 85, 86, 88, 89, 91, 113, 118,
D26/119, 128, 138, 139, 140, 142, 152, 154,
D26/155; D11/40, 43, 44, 63, 68, 117;
D21/668, 672, 760, 766; 362/147, 148,
362/153, 153.1, 183, 186, 300, 301, 307,
362/310, 347, 348, 349, 350, 362, 364, 365,
362/366, 382, 431, 432
See application file for complete search history.

(56) **References Cited**
U.S. PATENT DOCUMENTS
D201,907 S * 8/1965 Wellhofer et al. D26/152
D296,121 S * 6/1988 Floreani D21/766
D314,601 S * 2/1991 Floreani D21/766
D334,785 S * 4/1993 Quantrell D21/766
D380,805 S * 7/1997 Ermig et al. D21/766
D394,294 S * 5/1998 Parant D21/760
D557,446 S * 12/2007 Hsu D26/88

D570,038 S * 5/2008 McDowell D26/138
D629,140 S * 12/2010 Sperling D26/83
D629,141 S * 12/2010 Sperling D26/88
7,891,848 B2 * 2/2011 Sperling 362/398
D644,786 S * 9/2011 McDowell D26/154
D649,611 S * 11/2011 Ollila D21/766
2008/0170390 A1 * 7/2008 McDowell 362/225
2010/0128492 A1 * 5/2010 Sperling 362/382

OTHER PUBLICATIONS

Lightolier Brass Strips and Metal Hanging Light, Pariscopes Design, printout available online on Jun. 20, 2012 at: http://www.usdib.com/furniture/item_zoom.php?id=662809&view=4, 1 page

* cited by examiner

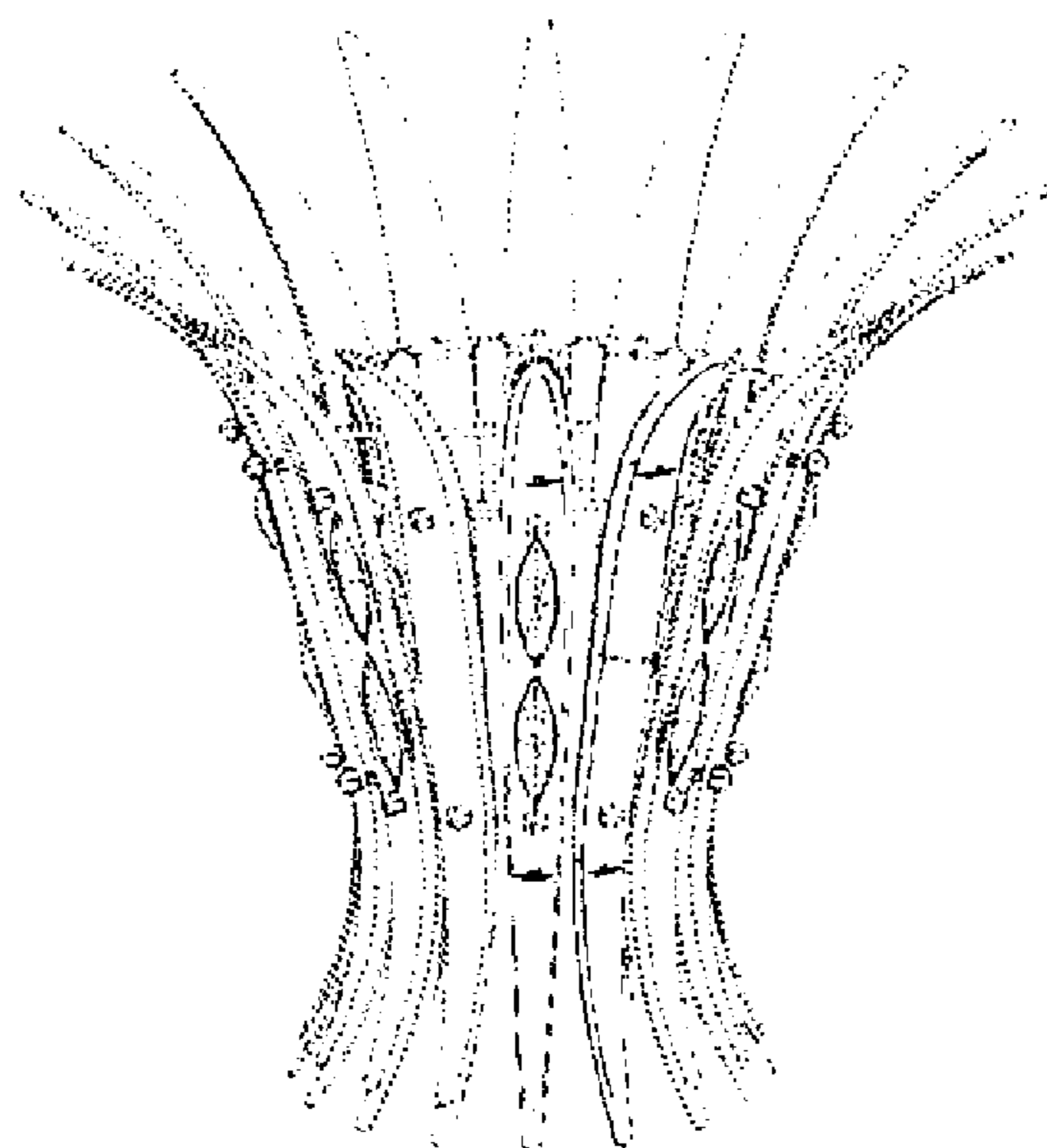
Primary Examiner — Deanna L Pratt
Assistant Examiner — Natasha Vujcic
(74) Attorney, Agent, or Firm — Heslin Rothenberg Farley & Mesiti P.C.

(57) **CLAIM**
The ornamental design for a light fixture, as shown and described.

DESCRIPTION

FIG. 1 is a perspective view of the light fixture of the present invention;
FIG. 2 is a front elevation view thereof;
FIG. 3 is a right side elevation view thereof;
FIG. 4 is a rear elevation view thereof;
FIG. 5 is a left side elevation view thereof;
FIG. 6 is a top plan view thereof; and,
FIG. 7 is a bottom plan view thereof.
The broken lines in the drawings illustrate portions of the light fixture which form no part of the claimed design

1 Claim, 7 Drawing Sheets



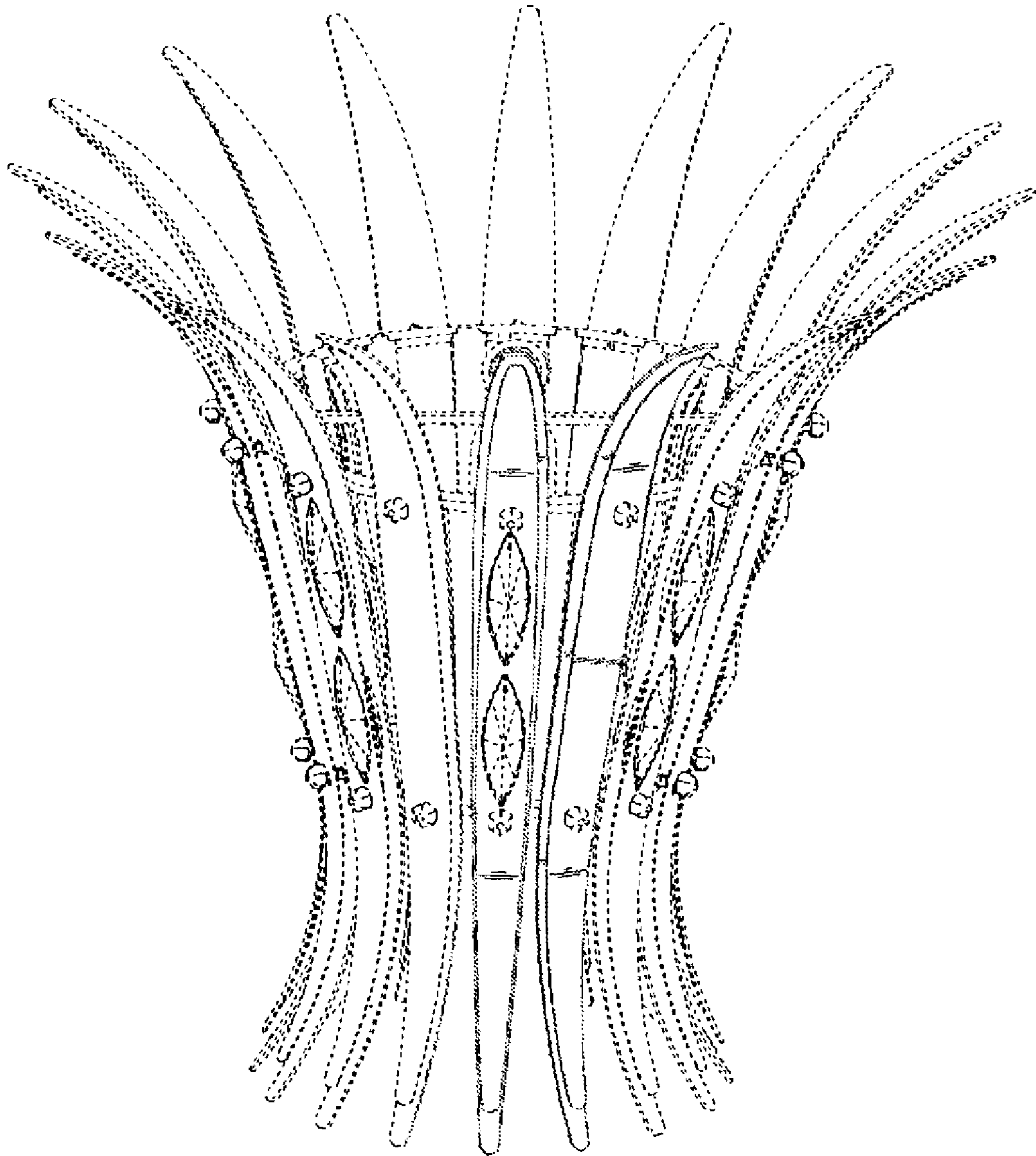


FIG. 1

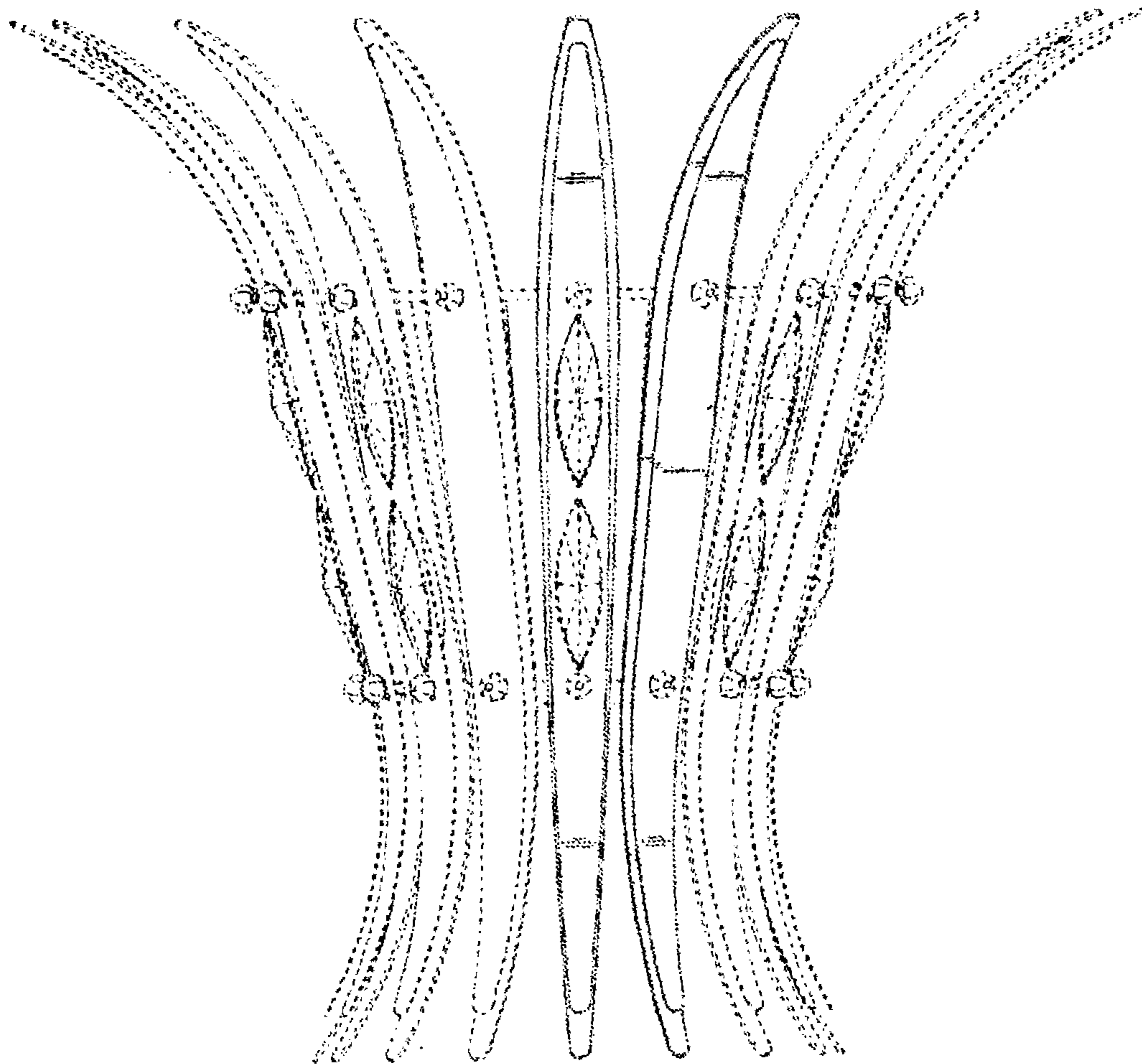


FIG. 2

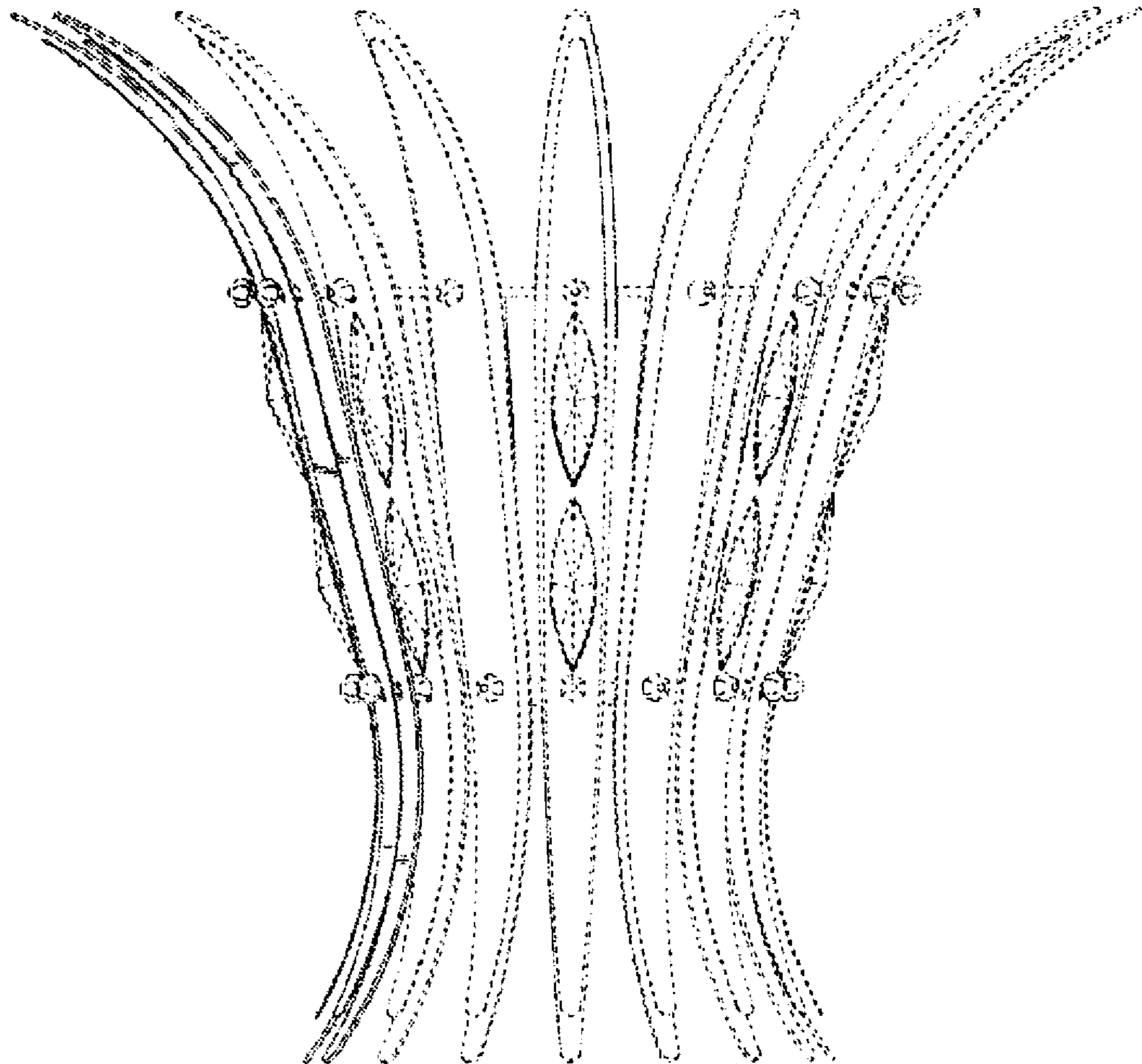


FIG. 3

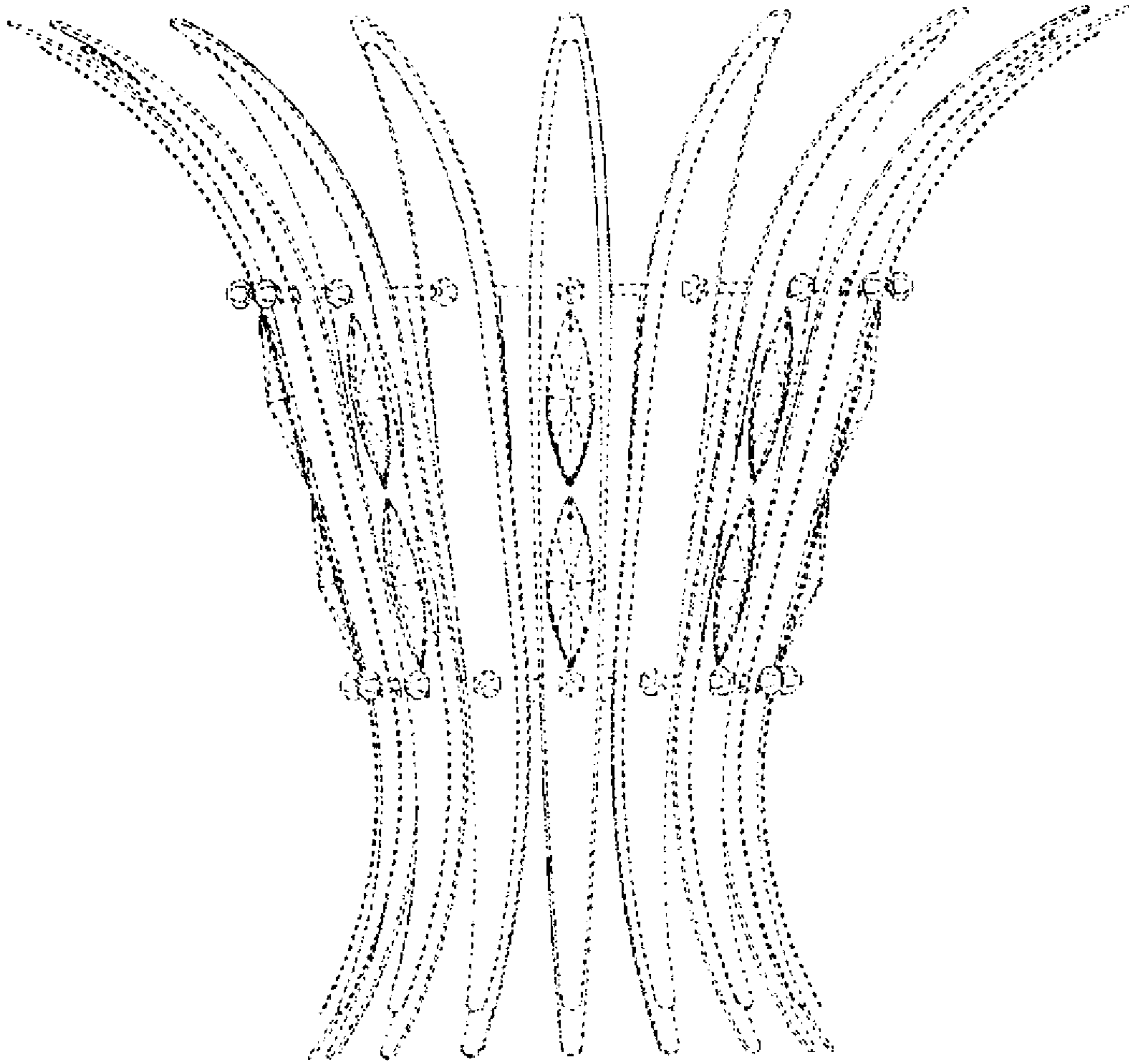


FIG. 4

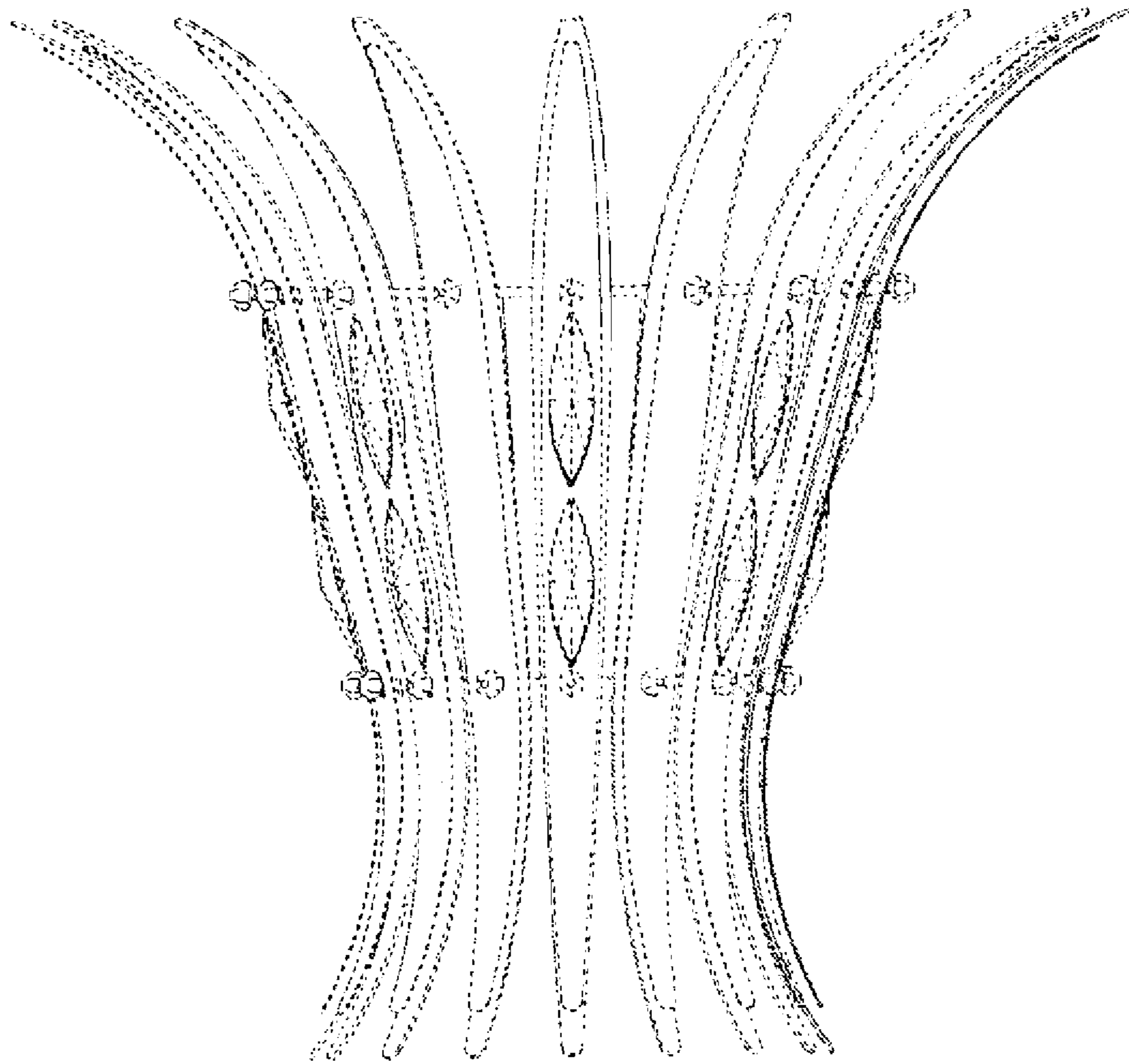


FIG. 5

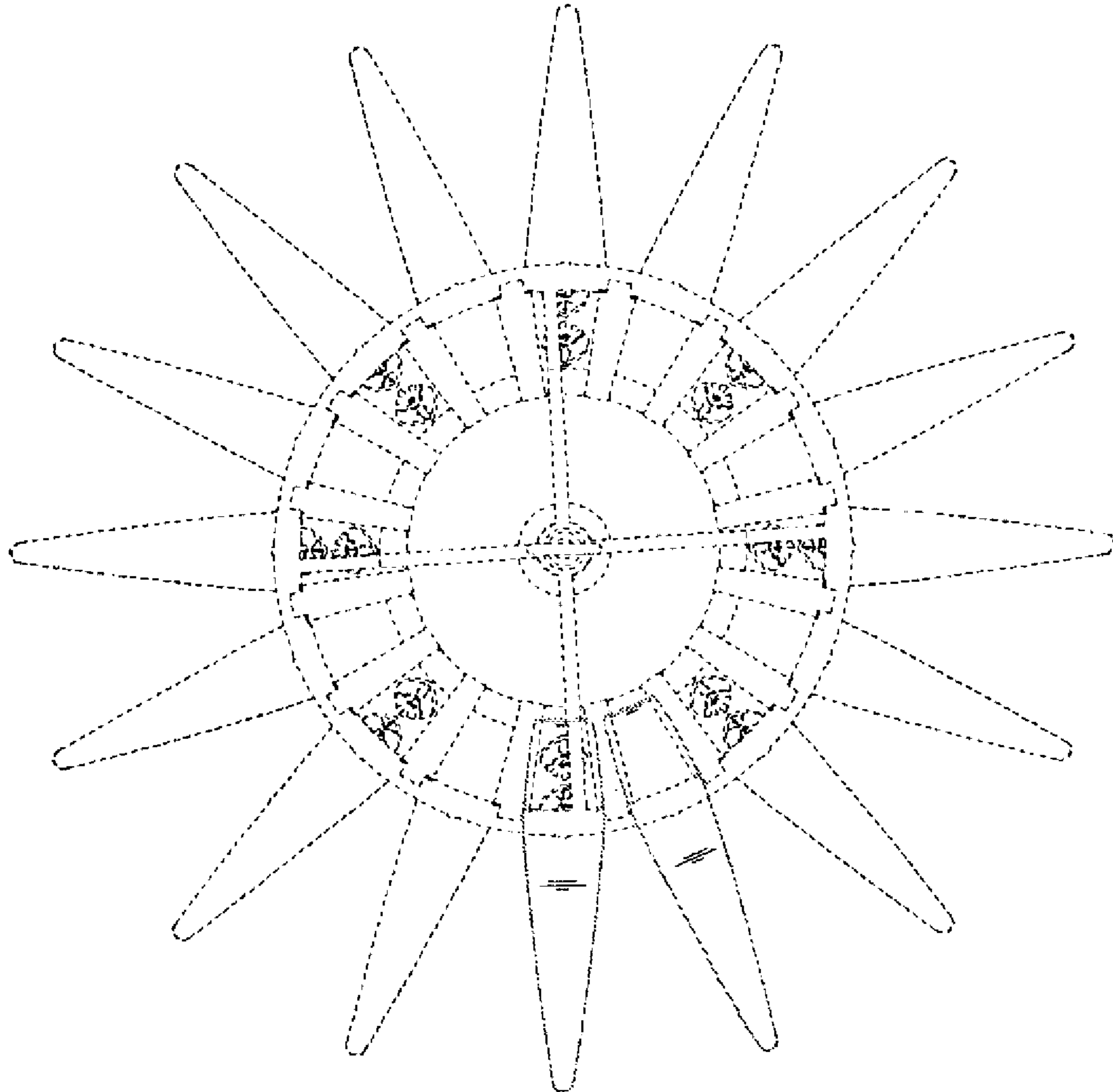


FIG. 6




FIG. 7