



US00D705981S

(12) **United States Design Patent**
Cegnar

(10) **Patent No.:** **US D705,981 S**

(45) **Date of Patent:** **** May 27, 2014**

(54) **LIGHTING ASSEMBLY**

(76) **Inventor:** **Erik J. Cegnar**, Moscow, ID (US)

(**) **Term:** **14 Years**

(21) **Appl. No.:** **29/420,294**

(22) **Filed:** **May 7, 2012**

(51) **LOC (10) Cl.** **26-99**

(52) **U.S. Cl.**
USPC **D26/128**

(58) **Field of Classification Search**

USPC D26/152, 113, 118, 119, 154, 61, 62,
D26/65, 75, 16, 1, 2, 3, 120, 138, 128, 155,
D26/76, 121, 124, 125, 123, 141, 142, 66,
D26/68, 86, 71, 72, 77, 78, 151, 145, 74, 85,
D26/89, 82, 84, 92, 87, 136, 63, 59, 58, 28,
D26/88, 11, 8, 22, 81, 127, 129, 130, 131,
D26/133, 134, 135, 55; D13/179, 180;
362/219, 223, 225, 347, 346, 373, 326,
362/283, 249.02, 362, 374, 375, 408, 327,
362/328, 404, 297, 147, 149, 249.03,
362/249.11; D23/377, 411, 413; D11/89,
D11/90

See application file for complete search history.

(56) **References Cited**

U.S. PATENT DOCUMENTS

D120,741 S * 5/1940 Naylor D26/65
D121,585 S * 7/1940 Critoph D26/63
D193,573 S * 9/1962 Goodman D26/137
3,116,022 A 12/1963 Davis
D211,670 S * 7/1968 Maier D26/65
D217,785 S * 6/1970 Wolff D26/24
D290,754 S * 7/1987 Kira D26/24
D296,014 S * 5/1988 Wierzbicki D26/63
D297,671 S * 9/1988 Groh D26/63
D316,156 S * 4/1991 Gecchelin D26/63

D355,722 S 2/1995 Roos et al.
D377,104 S * 12/1996 Roberts D26/24
D377,224 S * 1/1997 Roberts D26/24
D384,430 S 9/1997 Lecluze
D385,638 S 10/1997 Bonnette et al.
D442,717 S * 5/2001 Binsukor D26/63
D486,259 S 2/2004 Crawford et al.
D491,684 S 6/2004 McInnis
6,744,693 B2 6/2004 Brockmann et al.
D495,079 S 8/2004 Mullen
D507,668 S 7/2005 Kwong
7,182,486 B1 * 2/2007 Miracle 362/346
D537,972 S 3/2007 Mier-Langner et al.
D541,456 S 4/2007 Kosche
D542,956 S 5/2007 Benghozi
D561,368 S * 2/2008 Opolka D26/61

(Continued)

OTHER PUBLICATIONS

U.S. Appl. No. 29/404,018, filed Oct. 13, 2011, Cegnar.

Primary Examiner — Kevin Rudzinski

(74) *Attorney, Agent, or Firm* — Wells St. John P.S.

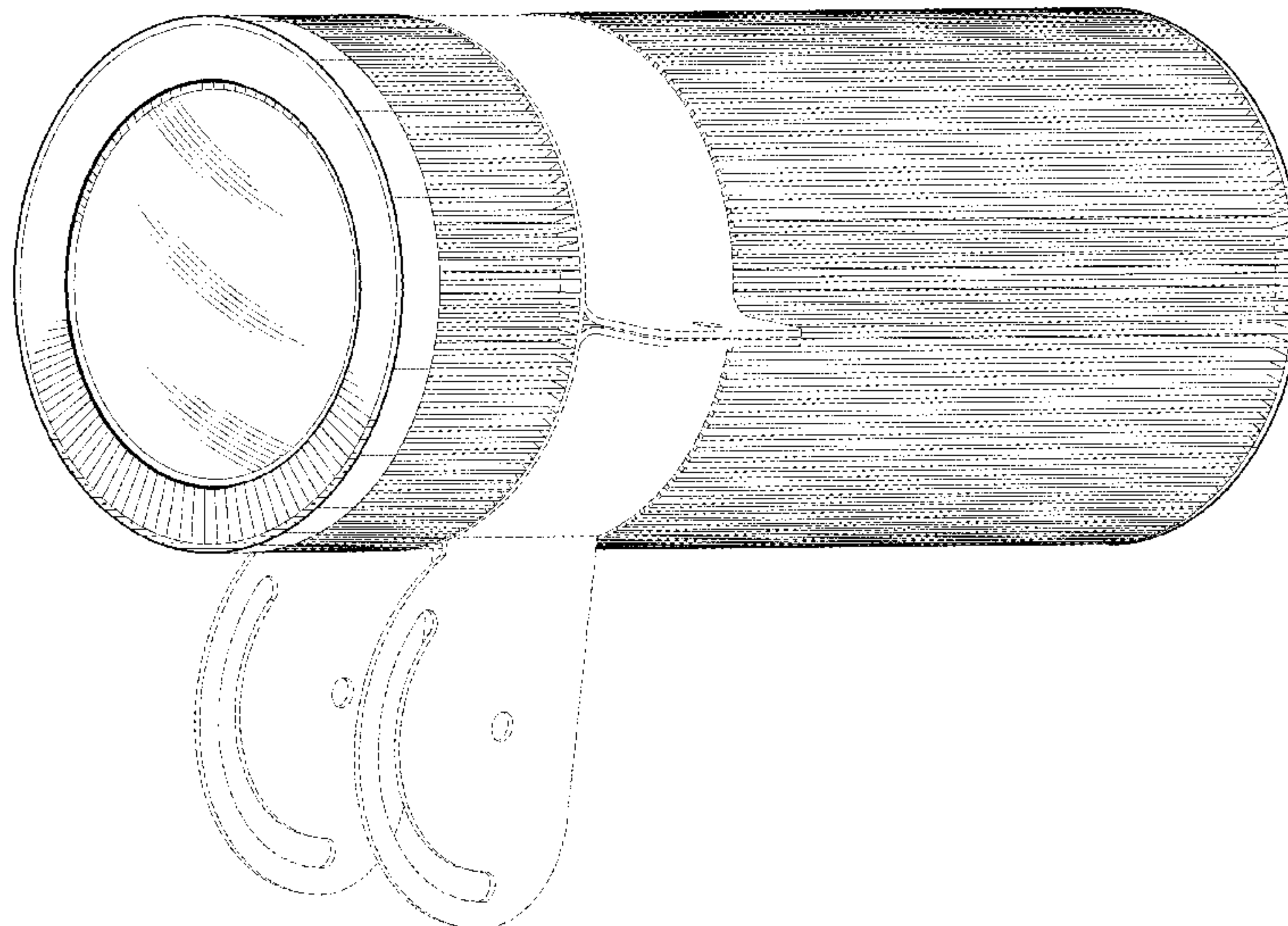
(57) **CLAIM**

I claim the ornamental design for a lighting assembly, as shown and described.

DESCRIPTION

FIG. 1 is a perspective view of a lighting assembly.
FIG. 2 is a perspective view thereof, with unclaimed features removed for clarity of disclosure.
FIG. 3 is a front side view thereof.
FIG. 4 is a rear side view thereof; and,
FIG. 5 is a top view thereof. The left and right side views and the bottom view of the lighting assembly are the same as the top view of the lighting assembly.
The broken lines shown in the drawings illustrate environmental structures that form no part of the claimed design.

1 Claim, 4 Drawing Sheets



(56)

References Cited

U.S. PATENT DOCUMENTS

D563,579 S 3/2008 Grimberg
D571,037 S * 6/2008 Lou D26/138
D575,444 S * 8/2008 Lissoni D26/137
D587,832 S 3/2009 Bergmann et al.
D589,189 S 3/2009 Sabernig
D589,191 S 3/2009 Sabernig
D600,390 S 9/2009 Sabernig
D616,587 S 5/2010 Sabernig

D626,675 S 11/2010 Leen
D627,498 S 11/2010 Chipperfield
D642,716 S * 8/2011 Spaccasassi et al. D26/63
D653,386 S * 1/2012 Rose D26/128
D659,281 S * 5/2012 Patkus et al. D26/137
D670,846 S * 11/2012 Ramirez D26/63
2002/0159262 A1 * 10/2002 Romano et al. 362/345
2004/0090785 A1 5/2004 McInnis
2006/0133097 A1 6/2006 Doric et al.
2008/0158894 A1 7/2008 Dixon et al.

* cited by examiner

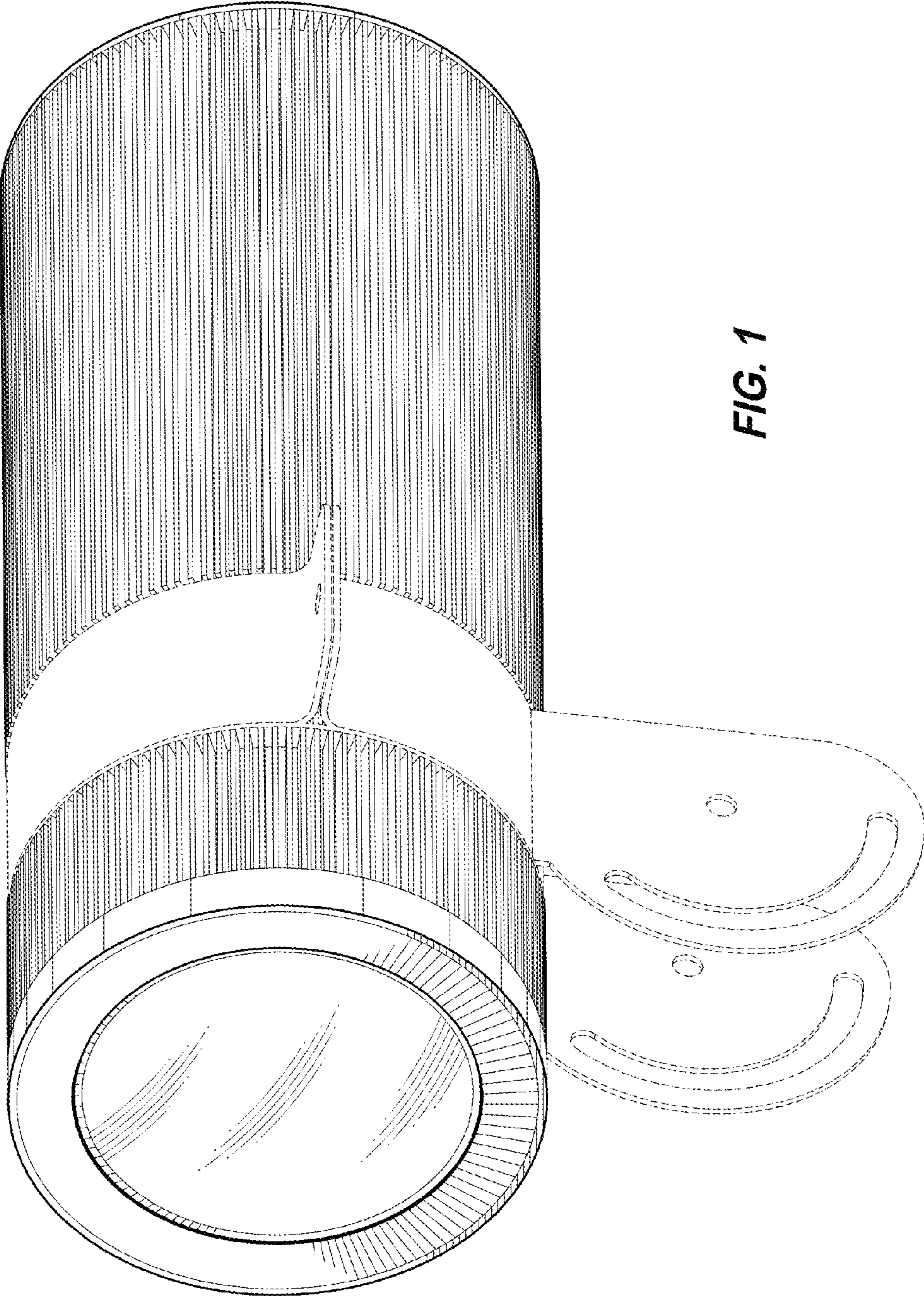


FIG. 1

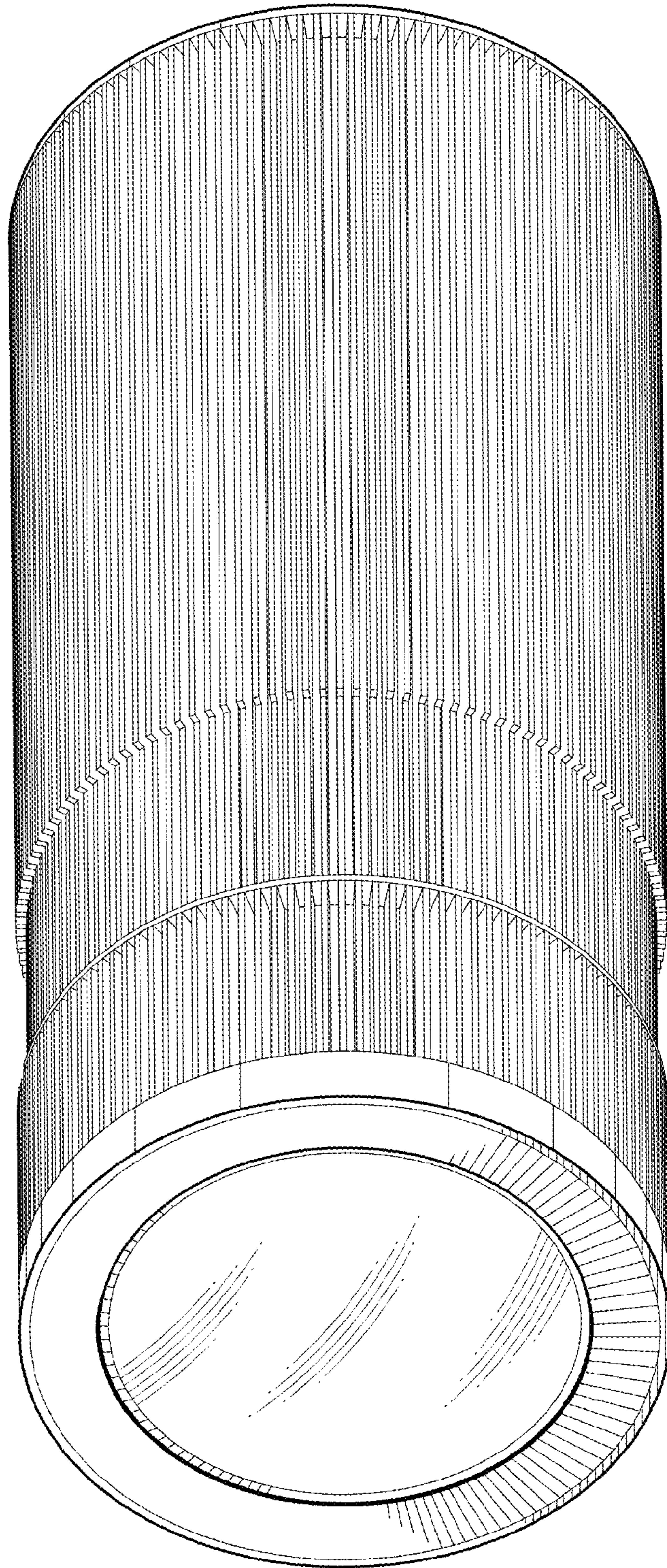


FIG. 2

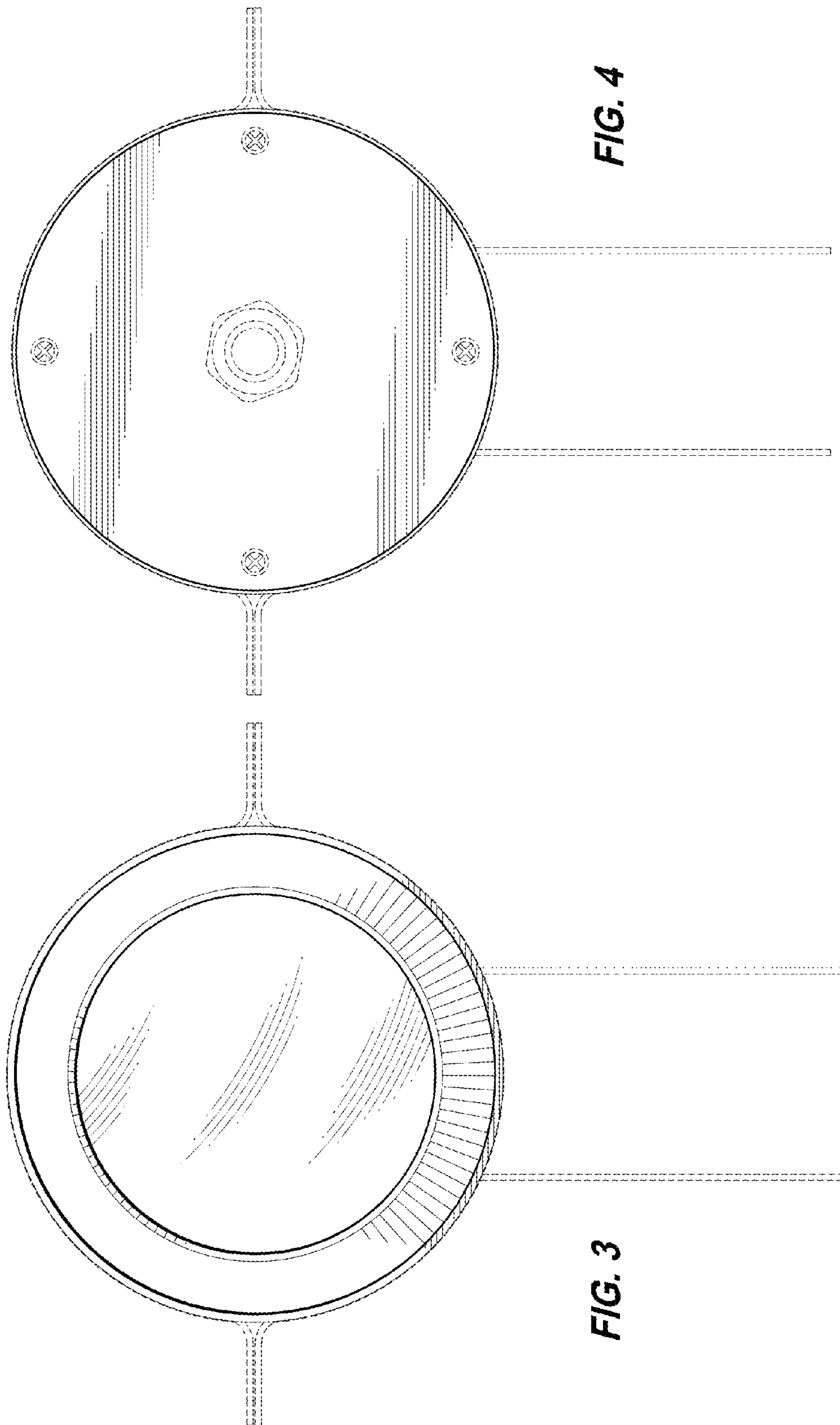


FIG. 4

FIG. 3




FIG. 5