



US00D705977S

(12) **United States Design Patent**
Orozco

(10) **Patent No.:** **US D705,977 S**

(45) **Date of Patent:** **** May 27, 2014**

(54) **LIGHTING FIXTURE**

(71) Applicant: **The L.D. Kichler Co.**, Cleveland, OH
(US)

(72) Inventor: **Sergio Orozco**, West New York, NJ (US)

(73) Assignee: **The L.D. Kichler Co.**, Cleveland, OH
(US)

(**) Term: **14 Years**

(21) Appl. No.: **29/466,294**

(22) Filed: **Sep. 6, 2013**

Related U.S. Application Data

(63) Continuation of application No. 29/421,885, filed on Oct. 11, 2012, which is a continuation-in-part of application No. 29/374,530, filed on Aug. 29, 2011, now Pat. No. Des. 671,669, which is a continuation-in-part of application No. 29/370,099, filed on Jun. 4, 2010, now Pat. No. Des. 644,371, which is a continuation-in-part of application No. 29/308,457, filed on Jun. 18, 2008, now abandoned, which is a continuation-in-part of application No. 29/261,674, filed on Jun. 16, 2006, now abandoned.

(51) **LOC (10) Cl.** **26-03**

(52) **U.S. Cl.**
USPC **D26/81**

(58) **Field of Classification Search**
USPC D26/81-92, 142, 143; 362/147,
362/404-408

See application file for complete search history.

(56) **References Cited**

U.S. PATENT DOCUMENTS

D53,186 S * 4/1919 Von Lossberg D26/81
D75,599 S * 6/1928 Abuza D26/144
D430,689 S * 9/2000 Chiang D26/80
D433,172 S * 10/2000 Hsieh D26/86

D440,681 S * 4/2001 Dolan D26/84
D460,836 S * 7/2002 Swanson D26/86
D476,770 S * 7/2003 Brunner D26/86
D482,483 S * 11/2003 Brunner D26/81
D517,723 S * 3/2006 Chen D26/81
D521,174 S * 5/2006 Dolan D26/81
D539,962 S * 4/2007 Hsu D26/81
D545,999 S * 7/2007 Ke D26/144

(Continued)

OTHER PUBLICATIONS

Light Fixture #F1899 from the Gravity Collection shown on p. 123 of the Murray-Feiss catalog "2005 The Big Year". (2 pages, includes cover of catalog).*

(Continued)

Primary Examiner — Clare E Heflin

(74) *Attorney, Agent, or Firm* — Calfee, Halter & Griswold LLP

(57) **CLAIM**

I claim the ornamental design for a lighting fixture, as shown and described.

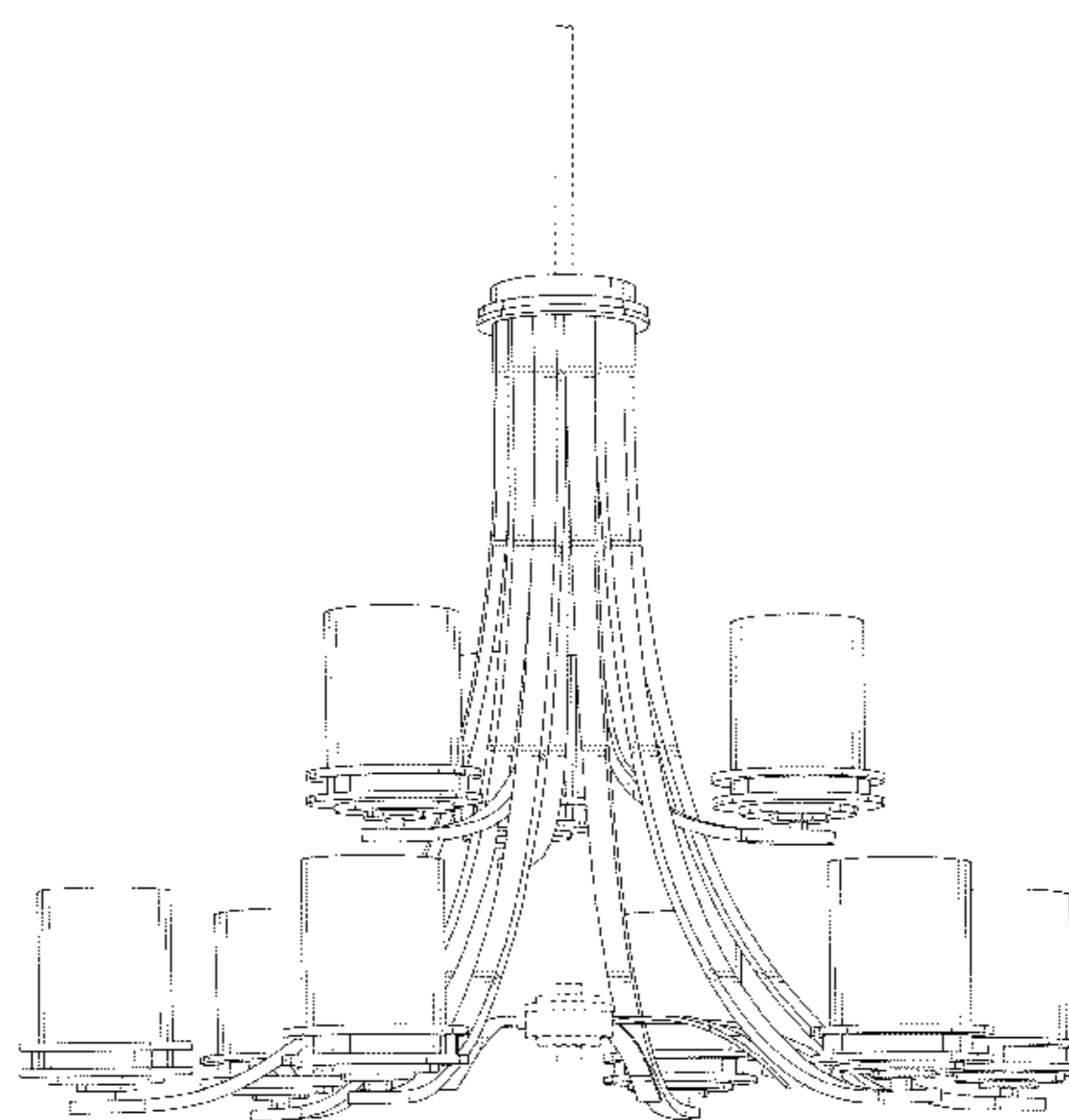
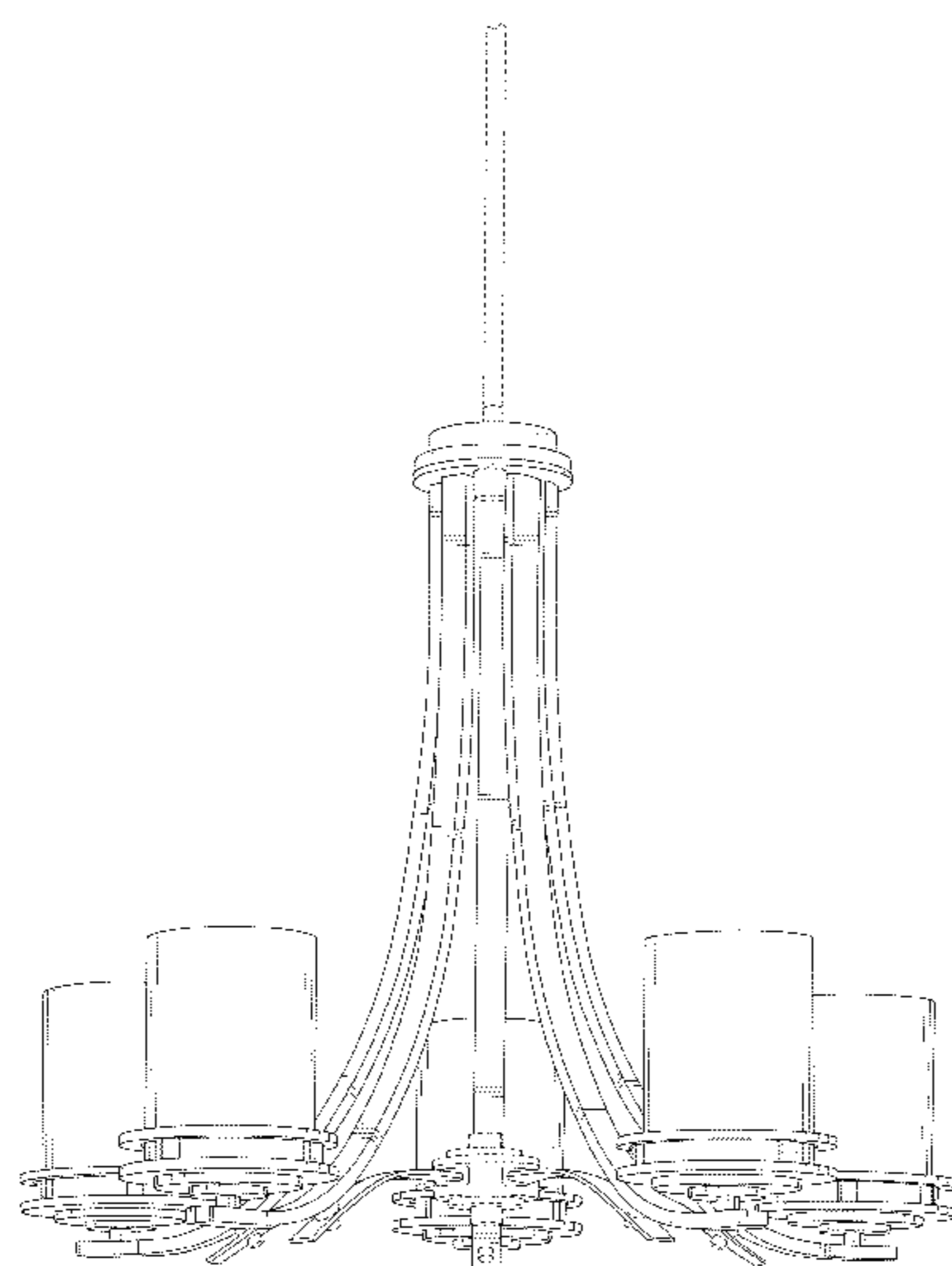
DESCRIPTION

FIG. 1 is a perspective view of a lighting fixture. This fixture has three-way, one hundred twenty degree overall rotational symmetry and the shades have a circular horizontal cross section.

FIG. 2 is a perspective view of a lighting fixture. This fixture has five-way, seventy-two degree overall rotational symmetry and the shades have a circular horizontal cross section; and, FIG. 3 is a perspective view of a lighting fixture. This fixture has three-way, one hundred twenty degree overall rotational symmetry. The six lower arms have six-way, sixty degree overall rotational symmetry. The shades have a circular horizontal cross section.

The broken lines shown in the drawings are for illustrative purposes only and form no part of the claimed design.

1 Claim, 3 Drawing Sheets



(56)

References Cited

U.S. PATENT DOCUMENTS

D550,886 S * 9/2007 Nicholas D26/81
D553,782 S * 10/2007 Nicholas D26/81
D565,777 S * 4/2008 Hsu D26/81
D575,446 S * 8/2008 Nicholas D26/144
D577,850 S * 9/2008 Nicholas D26/88
D578,700 S * 10/2008 Chen D26/81
D580,088 S * 11/2008 Orozco D26/81
D583,089 S * 12/2008 Orozco D26/81
D588,293 S * 3/2009 Walsh D26/81
D605,347 S * 12/2009 Miranda D26/144
D605,348 S * 12/2009 Miranda D26/144

D611,184 S * 3/2010 Chen D26/81
D612,089 S * 3/2010 Chen D26/81
D628,736 S * 12/2010 Chen D26/81
D665,118 S * 8/2012 Lastimoso D26/81
D665,941 S * 8/2012 Orozco D26/81
D686,770 S * 7/2013 Orozco D26/86

OTHER PUBLICATIONS

Light Fixture #F1898 and Light Fixture #F1897 both from the Gravity Collection shown on p. 125 of the Murray-Feiss catalog "2005 The Big Year".*

* cited by examiner

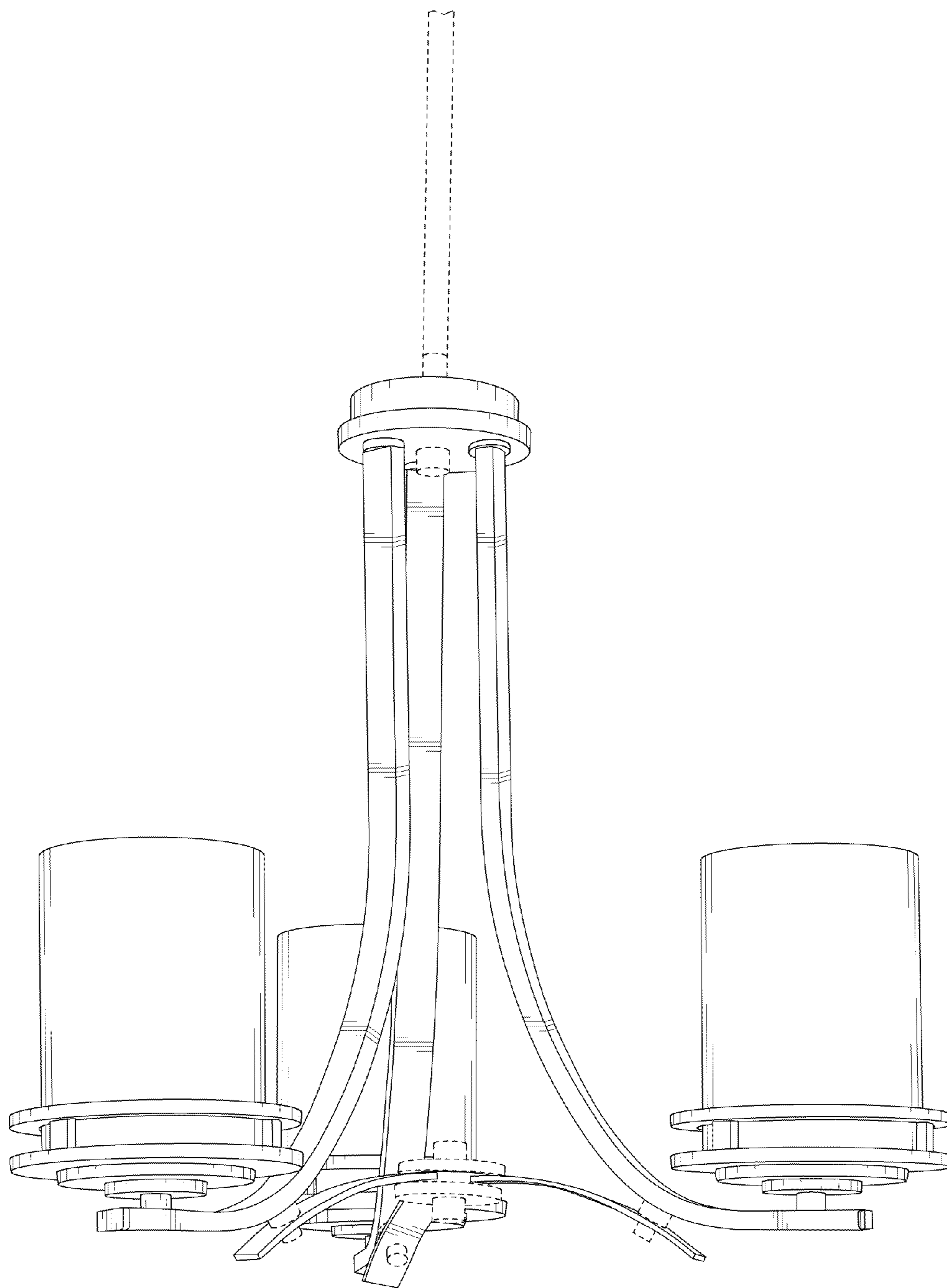


FIG. 1

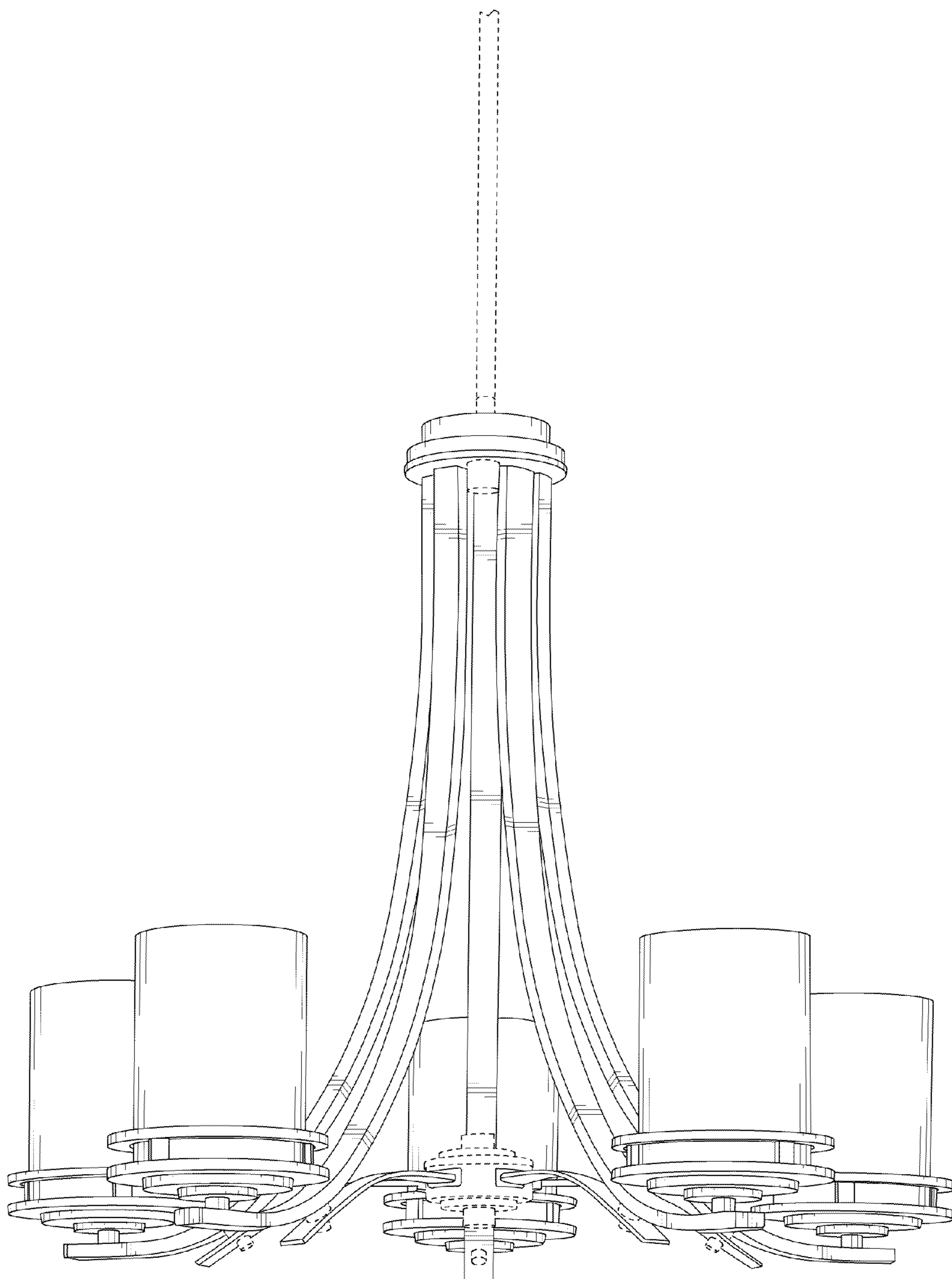


FIG. 2

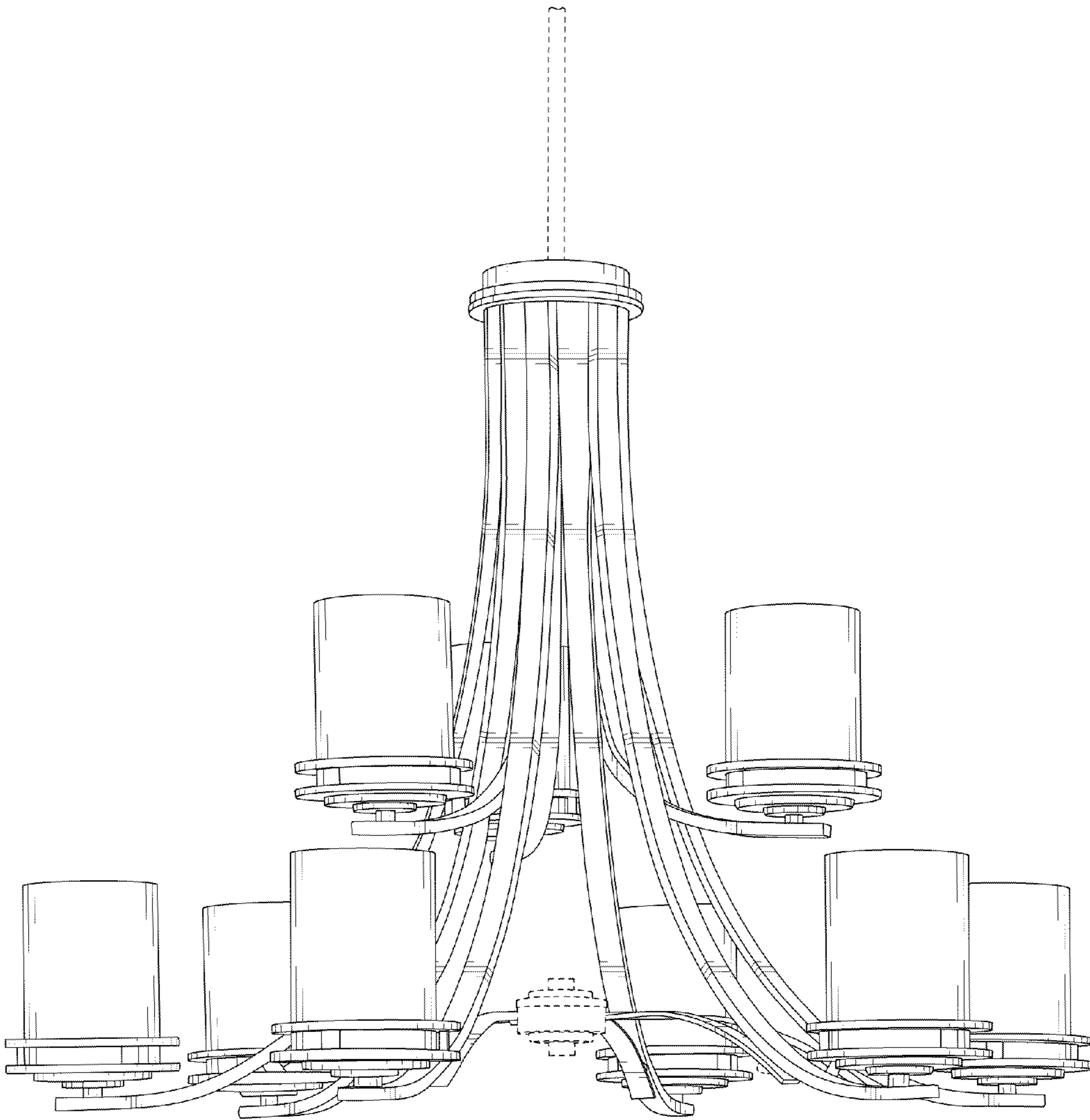


FIG. 3