



US00D705952S

(12) **United States Design Patent**
Lee

(10) **Patent No.:** **US D705,952 S**

(45) **Date of Patent:** **** *May 27, 2014**

(54) **PANEL FOR DECORATION**

(71) Applicant: **LG Hausys, Ltd.**, Seoul (KR)

(72) Inventor: **Kyu-Hong Lee**, Seongnam-si (KR)

(73) Assignee: **LG Hausys, Ltd.**, Seoul (KR)

(*) Notice: This patent is subject to a terminal disclaimer.

(**) Term: **14 Years**

(21) Appl. No.: **29/435,498**

(22) Filed: **Oct. 24, 2012**

(30) **Foreign Application Priority Data**

May 30, 2012 (KR) 30-2012-0026759

(51) **LOC (10) Cl.** **25-01**

(52) **U.S. Cl.**
USPC **D25/138**

(58) **Field of Classification Search**
USPC D25/138, 157, 158, 159, 160, 161, 162;
D5/4, 7, 20; 428/49, 66.5; 52/311.1,
52/384, 415, 311.2, 314

See application file for complete search history.

(56) **References Cited**

U.S. PATENT DOCUMENTS

D36,482	S	*	8/1903	Spadone	D5/59
D37,412	S	*	4/1905	Austin	D5/59
909,603	A	*	1/1909	Janin	52/311.2
3,764,453	A	*	10/1973	Ropiequet et al.	428/66.5
D622,422	S	*	8/2010	Rhee	D25/157
D627,084	S	*	11/2010	Metcalf	D25/140
D629,126	S	*	12/2010	Lim et al.	D25/138
D629,127	S	*	12/2010	Lim et al.	D25/138

* cited by examiner

Primary Examiner — Doris Clark

(74) *Attorney, Agent, or Firm* — Lowe Hauptman & Ham, LLP

(57) **CLAIM**

The ornamental design for a panel for decoration, as shown and described.

DESCRIPTION

FIG. 1 is a perspective view of a panel for decoration showing my new design;

FIG. 2 is a front elevational view thereof;

FIG. 3 is a rear elevational view thereof;

FIG. 4 is a left side elevational view thereof;

FIG. 5 is a right side elevational view thereof;

FIG. 6 is a top plan view thereof; and,

FIG. 7 is a bottom plan view thereof.

1 Claim, 6 Drawing Sheets




FIG. 1




FIG. 2




FIG. 3




FIG. 4

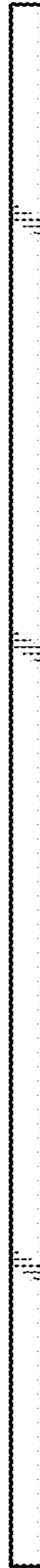


FIG. 5



FIG. 6



FIG. 7

