



US00D705947S

(12) **United States Design Patent**
Wysock et al.

(10) **Patent No.:** **US D705,947 S**

(45) **Date of Patent:** **** May 27, 2014**

(54) **DOOR FACING**

(74) *Attorney, Agent, or Firm* — Berenato & White, LLC

(75) Inventors: **Gregory Wysock**, Sycamore, IL (US);
Timothy Gouge, Elgin, IL (US)

(57) **CLAIM**
The ornamental design for a door facing, as shown and described.

(73) Assignee: **Masonite Corporation**, Tampa, FL (US)

DESCRIPTION

(**) Term: **14 Years**

(21) Appl. No.: **29/431,342**

(22) Filed: **Sep. 6, 2012**

(51) **LOC (10) Cl.** **25-02**

(52) **U.S. Cl.**
USPC **D25/48.3**

(58) **Field of Classification Search**
USPC D25/48.3; 52/455, 474
See application file for complete search history.

FIG. 1 is a front perspective view of our design;
FIG. 2 is a front elevational view of FIG. 1;
FIG. 3 is a rear elevational view of FIG. 1;
FIG. 4 is a top elevational view of FIG. 1;
FIG. 5 is a bottom elevational view of FIG. 1;
FIG. 6 is a cross-sectional view taken along the line 6-6 of FIG. 2;
FIG. 7 is a magnified view of a portion of FIG. 6;
FIG. 8 is a right side elevational view of FIG. 1;
FIG. 9 is a left side elevational view of FIG. 1;
FIG. 10 is a cross-sectional view taken along the line 10-10 of FIG. 2;
FIG. 11 is a magnified view of a first portion of FIG. 10;
FIG. 12 is a magnified view of a second portion of FIG. 10;
FIG. 13 is a cross-sectional view taken along the line 13-13 of FIG. 2;
FIG. 14 is a magnified view of a first portion of FIG. 13;
FIG. 15 is a magnified view of a second portion of FIG. 13;
FIG. 16 is a magnified view of a third portion of FIG. 13; and,
FIG. 17 is a magnified view of a fourth portion of FIG. 13.

(56) **References Cited**

U.S. PATENT DOCUMENTS

6,615,558 B2 * 9/2003 Libby et al. 52/455
D551,777 S * 9/2007 Hackett et al. D25/48.3
D615,214 S * 5/2010 Lynch et al. D25/48.3

* cited by examiner

Primary Examiner — Doris Clark

1 Claim, 6 Drawing Sheets

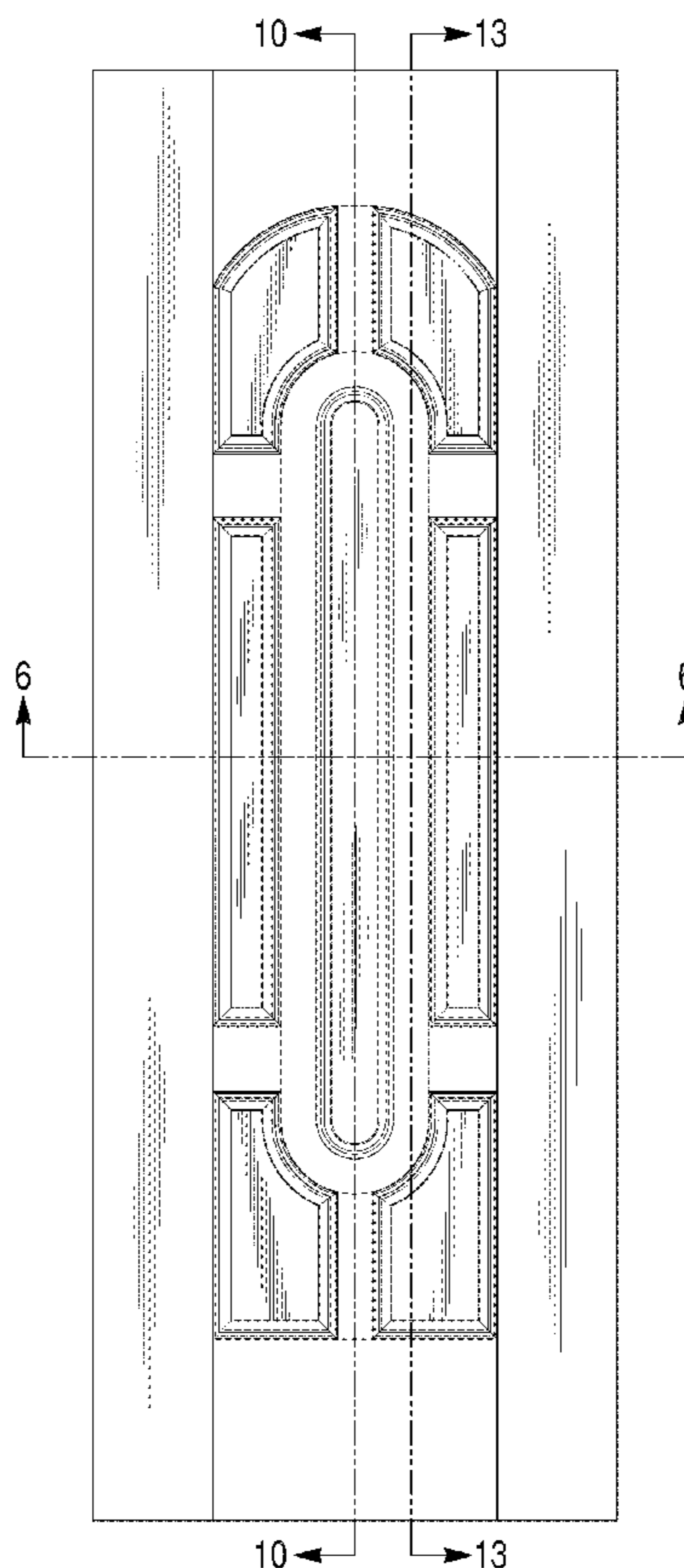


Fig. 1

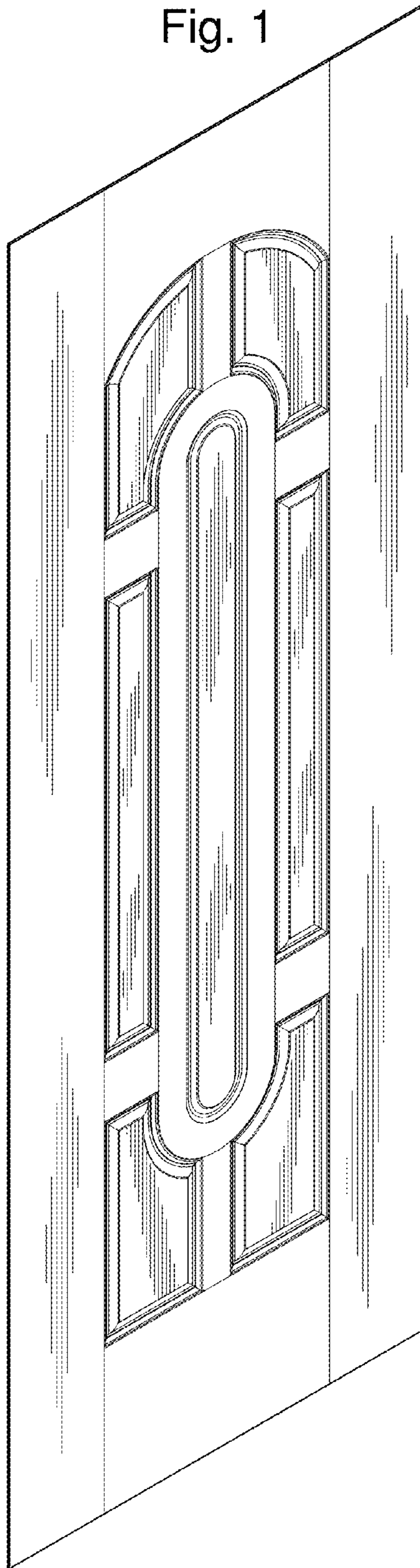


Fig. 2

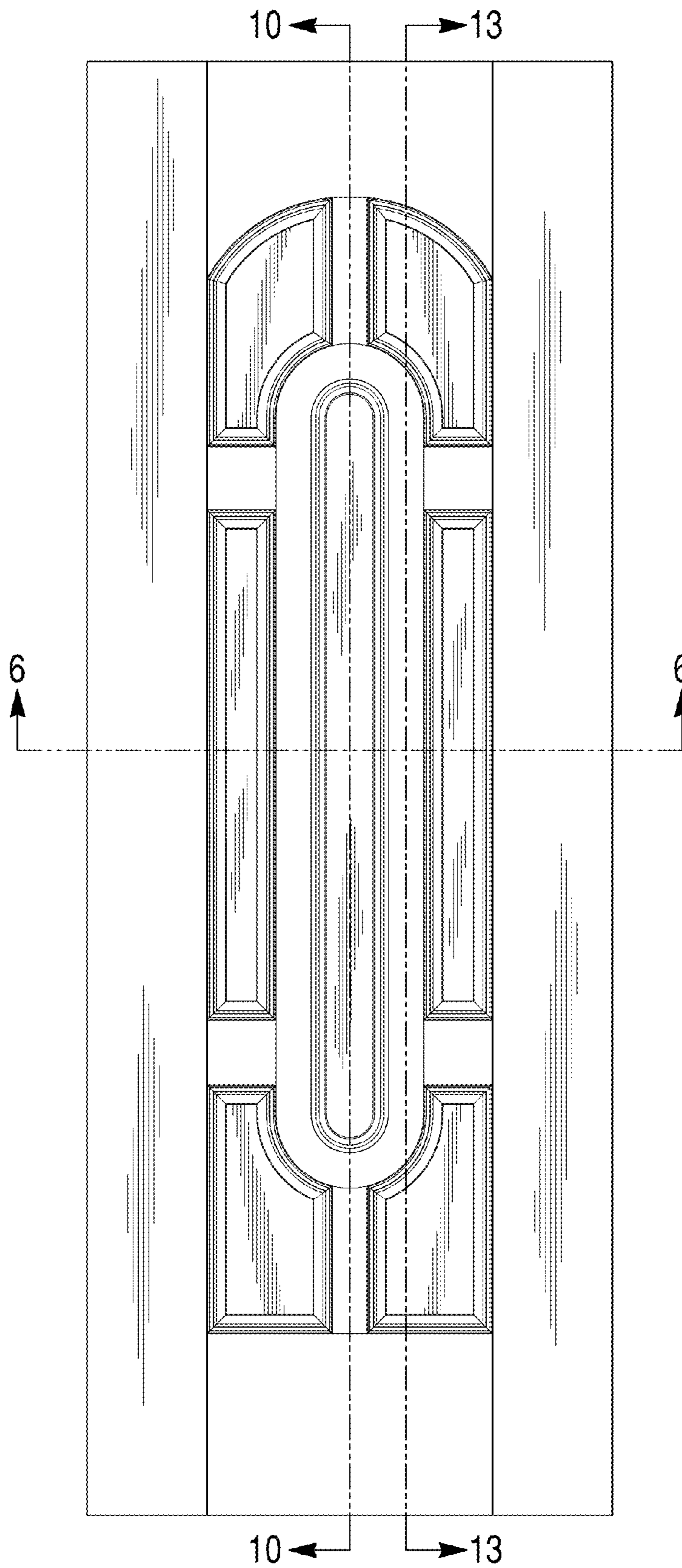


Fig. 3

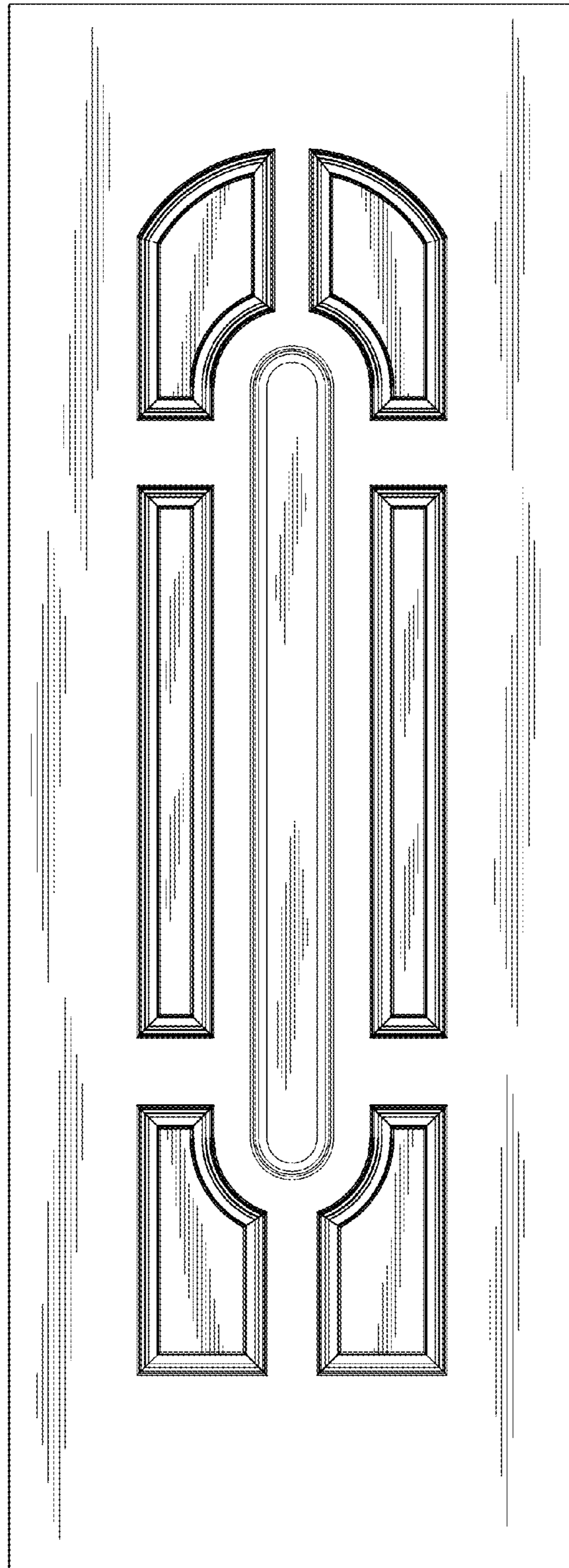


Fig. 4

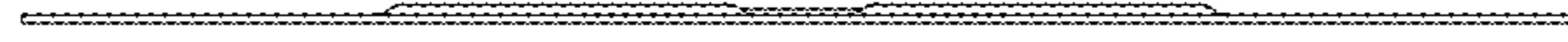


Fig. 5



Fig. 6

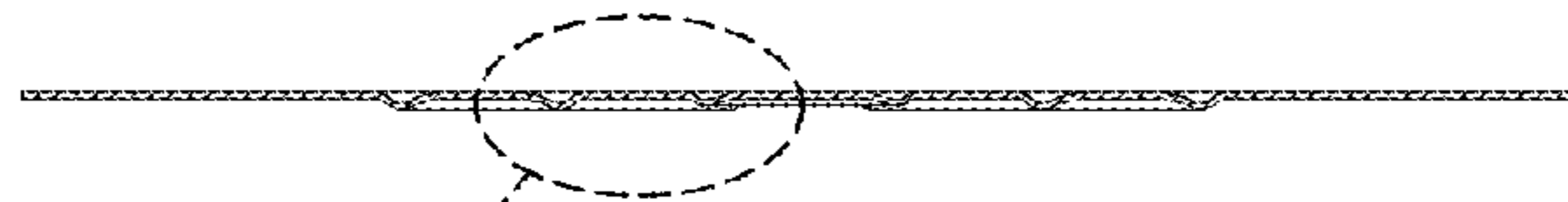


Fig. 7

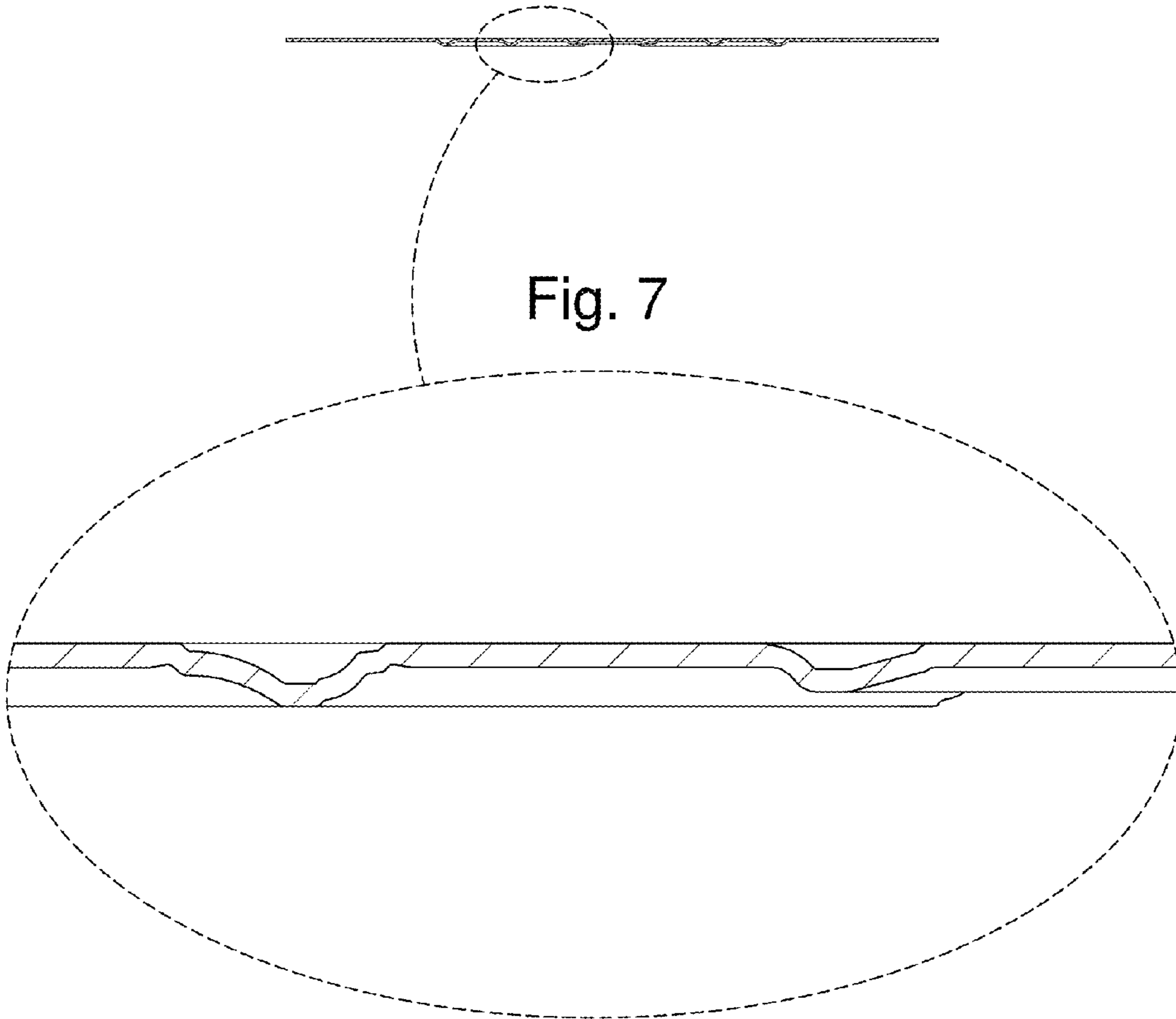


Fig. 8



Fig. 9

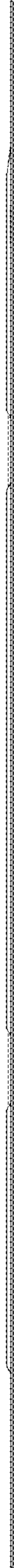


Fig. 10

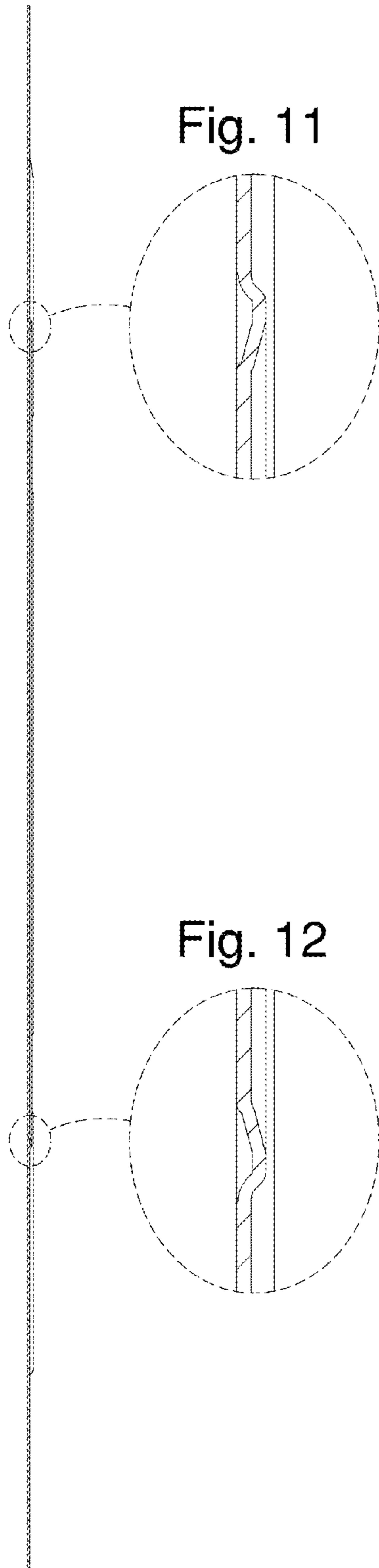


Fig. 13

