



US00D705927S

(12) **United States Design Patent**
Hood et al.

(10) **Patent No.:** **US D705,927 S**

(45) **Date of Patent:** **** May 27, 2014**

(54) **ABSORBENT ARTICLE**

(75) Inventors: **Lisa June Hood**, Cincinnati, OH (US);
James Christopher Krause, Queens,
NY (US); **Brian Patrick Bjelovuk**,
Cincinnati, OH (US); **Glen Ray Lash**,
Cincinnati, OH (US); **Megan M.**
Meyerrenke, Wyoming, OH (US)

(73) Assignee: **The Procter & Gamble Company**,
Cincinnati, OH (US)

(**) Term: **14 Years**

(21) Appl. No.: **29/404,135**

(22) Filed: **Oct. 17, 2011**

(51) **LOC (10) Cl.** **24-04**

(52) **U.S. Cl.**

USPC **D24/124**

(58) **Field of Classification Search**

USPC D24/124–125; 604/358, 346, 347, 349,
604/354, 353, 384, 385.01, 385.03, 385.09,
604/386, 387, 389, 390

See application file for complete search history.

(56) **References Cited**

U.S. PATENT DOCUMENTS

D412,575 S *	8/1999	Trombetta et al.	D24/125
D506,254 S *	6/2005	Carlucci et al.	D24/124
D506,255 S *	6/2005	Drzewiecki et al.	D24/125
D508,993 S *	8/2005	Drzewiecki et al.	D24/125
D510,434 S *	10/2005	Carlucci et al.	D24/124
D510,436 S *	10/2005	Christianson et al.	D24/125
D511,001 S *	10/2005	Christianson et al.	D24/125
D527,102 S *	8/2006	Mills et al.	D24/124
D527,818 S *	9/2006	Mills et al.	D24/124
D546,443 S *	7/2007	Persson	D24/125
D547,445 S *	7/2007	Lemaire et al.	D24/124
D552,236 S *	10/2007	Fernandez Picon	D24/124

D569,971 S *	5/2008	Marcelo et al.	D24/124
D571,004 S *	6/2008	Cardin et al.	D24/124
D575,392 S *	8/2008	Francoeur et al.	D24/125
D612,491 S *	3/2010	Sullivan Conrad et al. .	D24/124
D631,958 S *	2/2011	Marcelo et al.	D24/125
D631,959 S *	2/2011	Marcelo et al.	D24/125
D648,849 S *	11/2011	Houle	D24/124

* cited by examiner

Primary Examiner — T. Chase Nelson

Assistant Examiner — Michelle E Wilson

(74) *Attorney, Agent, or Firm* — Megan C. Hymore;
Amanda T. Barry

(57) **CLAIM**

The ornamental design for an absorbent article, as shown and described.

DESCRIPTION

FIG. 1 is a perspective view of a first embodiment of an absorbent article showing our new design;

FIG. 2 is a perspective view of a second embodiment of an absorbent article showing our new design;

FIG. 3 is a top view of the absorbent article as shown in FIG. 1;

FIG. 4 is a bottom view of the absorbent article as shown in FIG. 1 or 2;

FIG. 5 is a left side view of the absorbent article as shown in FIG. 1 or 2;

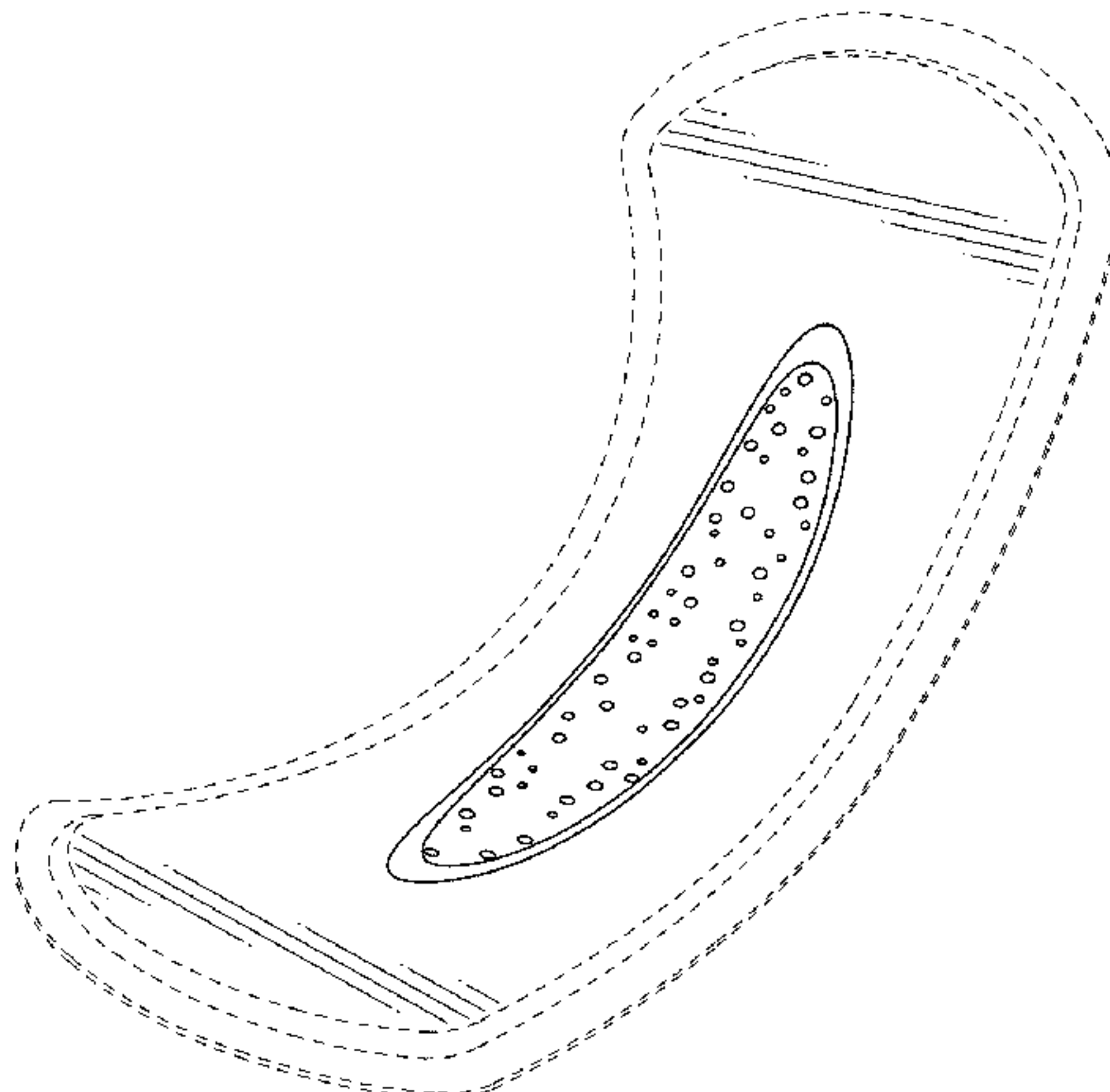
FIG. 6 is a right side view of the absorbent article as shown in FIG. 1 or 2;

FIG. 7 is a front side view of the absorbent article as shown in FIG. 1 or 2; and,

FIG. 8 is a back side view of the absorbent article as shown in FIG. 1 or 2.

The broken lines are for purposes of illustrating portions of the absorbent article that form no part of the claimed design.

1 Claim, 3 Drawing Sheets



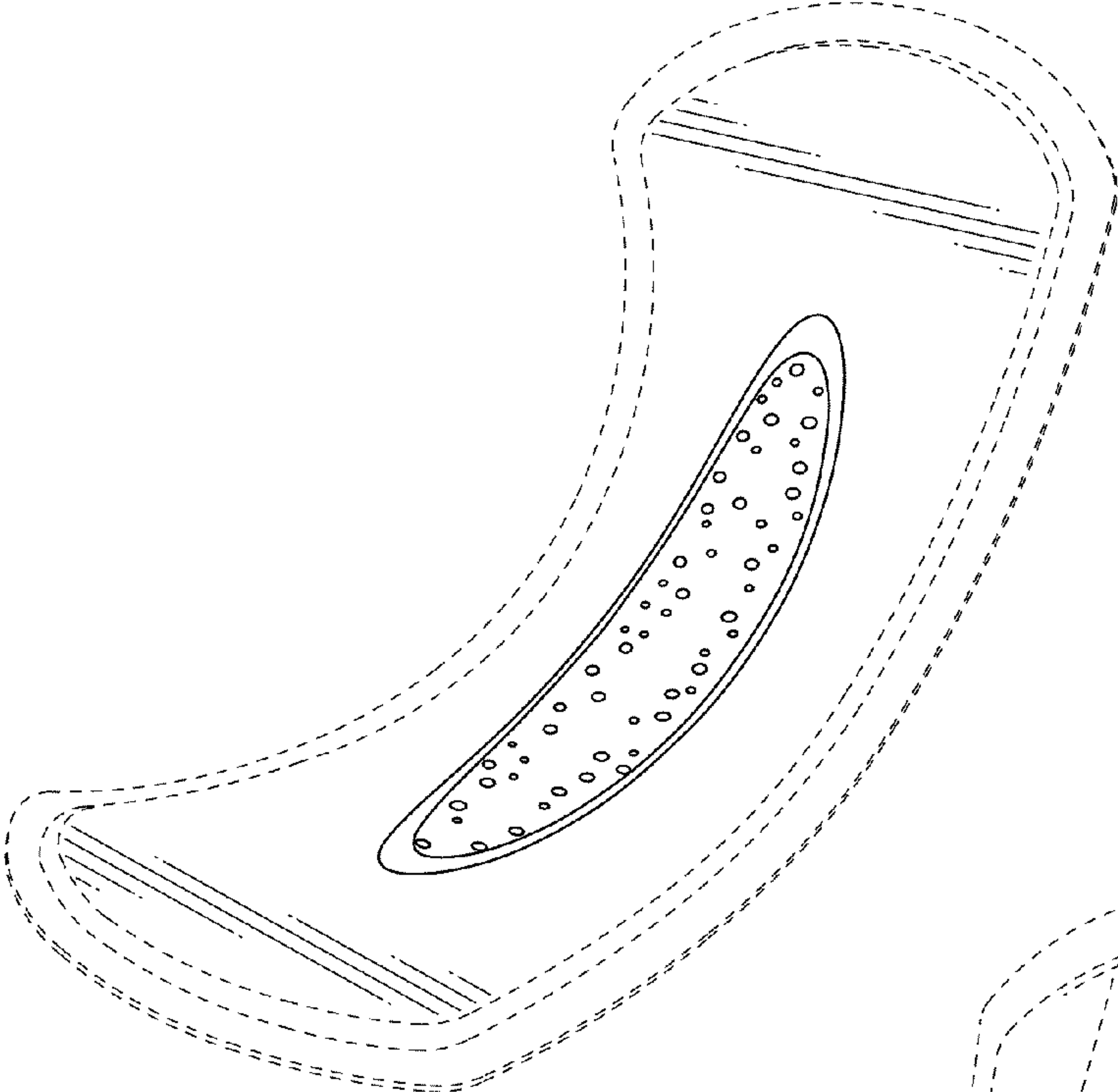


Fig. 1

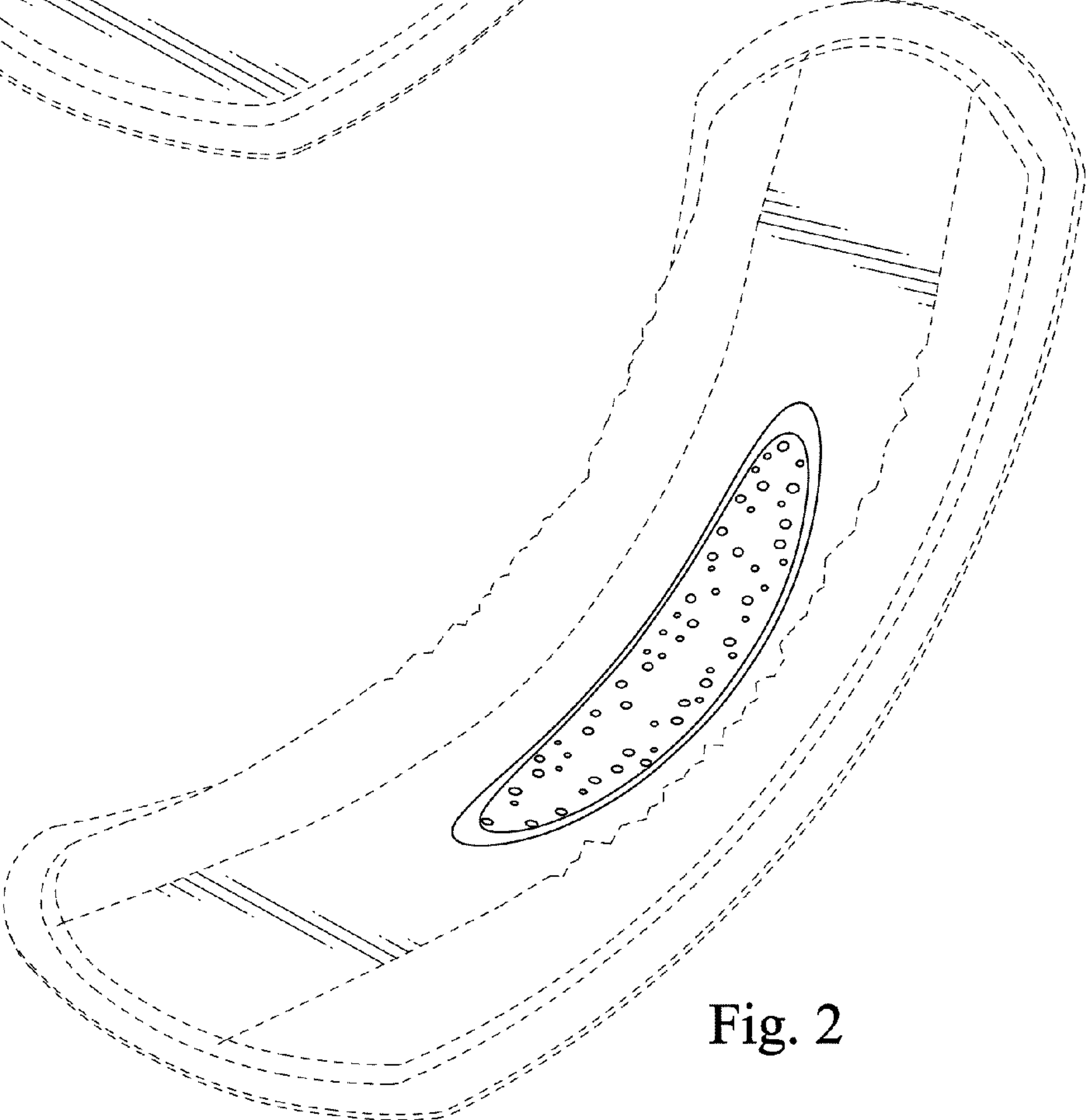


Fig. 2

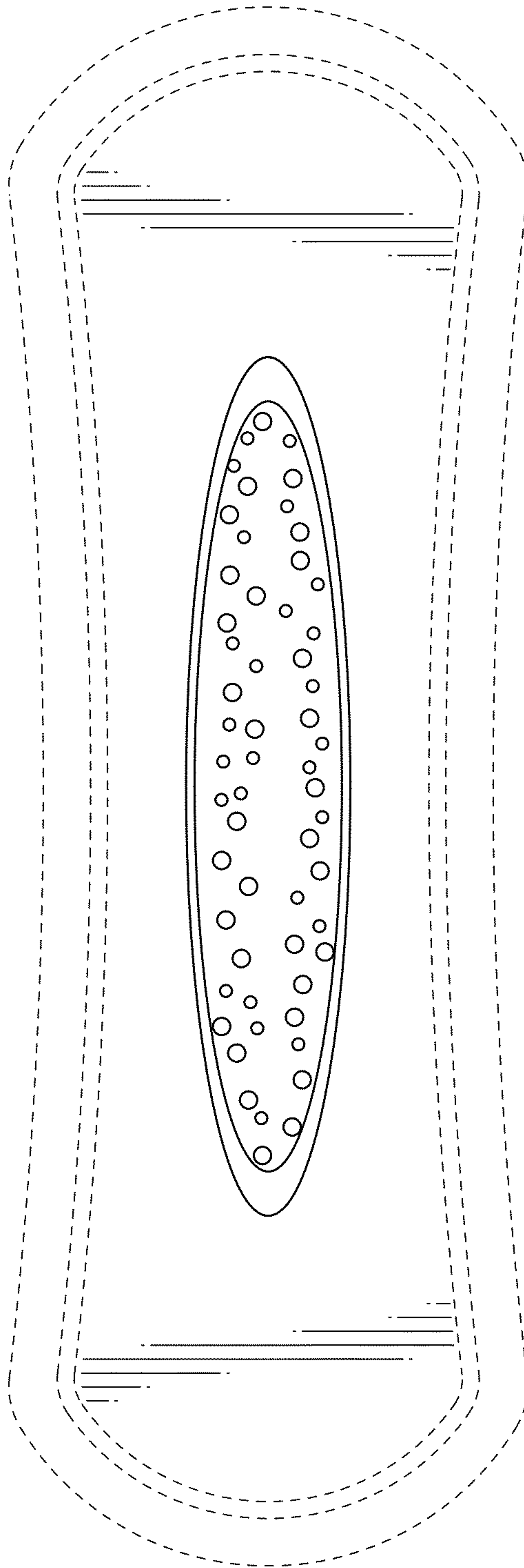


Fig. 3




Fig. 4



Fig. 5



Fig. 6



Fig. 7



Fig. 8