



US00D705920S

(12) **United States Design Patent**  
**Young**

(10) **Patent No.:** **US D705,920 S**

(45) **Date of Patent:** **\*\* May 27, 2014**

(54) **AIR FRESHENER**

D682,408 S \* 5/2013 Knopow et al. .... D23/366

(71) Applicant: **Heather Dawn Young**, Kingsport, TN  
(US)

\* cited by examiner

(72) Inventor: **Heather Dawn Young**, Kingsport, TN  
(US)

*Primary Examiner* — Sandra Snapp

(74) *Attorney, Agent, or Firm* — Waddey Patterson PC;  
Matthew C. Cox

(\*\*) Term: **14 Years**

(57) **CLAIM**

What is claimed is the ornamental design for an air freshener,  
as shown and described.

(21) Appl. No.: **29/465,592**

**DESCRIPTION**

(22) Filed: **Aug. 29, 2013**

(51) **LOC (10) Cl.** ..... **28-99**

(52) **U.S. Cl.**  
USPC ..... **D23/367**

(58) **Field of Classification Search**  
USPC ..... D23/355–369; D28/5, 6; 261/DIG. 17,  
261/DIG. 42, DIG. 65, DIG. 88, DIG. 89;  
392/386, 390, 394, 395; 239/34, 44,  
239/53, 55, 56, 326; D26/14, 17, 98, 9, 22,  
D26/24; D11/131.1; D7/509, 522, 524, 537  
See application file for complete search history.

FIG. 1 is a front elevation view of an embodiment of an air  
freshener, the rear elevation view being a mirror image  
thereof;

FIG. 2 is a left side elevation view of the air freshener;  
FIG. 3 is a right side elevation view of the air freshener;  
FIG. 4 is a top plan view of the air freshener thereof;  
FIG. 5 is a bottom plan view of the air freshener thereof;  
FIG. 6 is a front elevation view of a second embodiment of the  
air freshener, the rear elevation view being a mirror image  
thereof;

FIG. 7 is a front elevation view of a third embodiment of the  
air freshener, the rear elevation view being a mirror image  
thereof;

FIG. 8 is a front elevation view of a fourth embodiment of the  
air freshener, the rear elevation view being a mirror image  
thereof; and,

FIG. 9 is a front elevation view of a fifth embodiment of the air  
freshener, the rear elevation view being a mirror image  
thereof.

The dashed lines in the drawings are for illustrative purposes  
only and do not include part of the claimed design.


(56) **References Cited**

U.S. PATENT DOCUMENTS

D223,578 S	*	5/1972	Labreque	.....	D23/368
D322,309 S	*	12/1991	King	.....	D23/367
D372,309 S	*	7/1996	Heldreth	.....	D24/133
D439,321 S	*	3/2001	Matthew et al.	.....	D23/366
D459,795 S	*	7/2002	Moran	.....	D23/367
D464,417 S	*	10/2002	Nelson	.....	D23/367
D581,036 S	*	11/2008	Frazier	.....	D23/366
D589,603 S	*	3/2009	Parkinson	.....	D23/367
D616,974 S	*	6/2010	Hakim	.....	D23/367
D631,147 S	*	1/2011	Earl	.....	D23/367

**1 Claim, 3 Drawing Sheets**






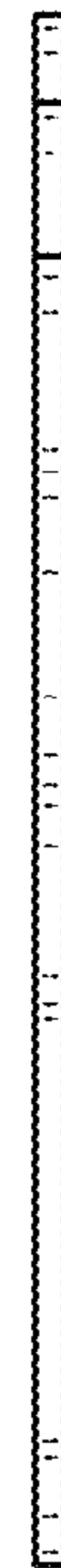
*FIG. 4*




*FIG. 2*




*FIG. 1*




*FIG. 3*




*FIG. 5*




*FIG. 6*



*FIG. 7*



*FIG. 8*



*FIG. 9*