



US00D705916S

(12) **United States Design Patent**
Saitou

(10) **Patent No.:** **US D705,916 S**
(45) **Date of Patent:** **** May 27, 2014**

(54) **AIR CONDITIONER**

(56) **References Cited**

(71) Applicant: **Yumi Saitou**, Kusatsu (JP)

U.S. PATENT DOCUMENTS

(72) Inventor: **Yumi Saitou**, Kusatsu (JP)

D330,585 S *	10/1992	Saito et al.	D23/351
D401,682 S *	11/1998	Galeazzi et al.	D23/351
D416,315 S *	11/1999	Nanjo	D23/351
D448,462 S *	9/2001	Nanjo	D23/351
D537,511 S *	2/2007	Nagahori	D23/351
D539,404 S *	3/2007	Nagahori	D23/351
D539,888 S *	4/2007	Tsuji	D23/351
D551,744 S *	9/2007	Yoo et al.	D23/351
D553,727 S *	10/2007	Kato et al.	D23/351
D579,094 S *	10/2008	Motonishi et al.	D23/351
D606,641 S *	12/2009	Kim et al.	D23/351
D616,082 S *	5/2010	Tsuji	D23/351
D683,837 S *	6/2013	Kim et al.	D23/351
D687,139 S *	7/2013	Mims	D23/386
2009/0025414 A1 *	1/2009	Koga et al.	62/263

(73) Assignee: **Daikin Industries Ltd.**, Osaka-shi,
Osaka-fu (JP)

(**) Term: **14 Years**

(21) Appl. No.: **29/442,450**

(22) Filed: **Mar. 5, 2013**

(30) **Foreign Application Priority Data**

Nov. 1, 2012 (JP) 2012-026669

(51) **LOC (10) Cl.** **23-04**

(52) **U.S. Cl.**
USPC **D23/351**

(58) **Field of Classification Search**

CPC F24F 1/00; F24F 1/0007; F24F 1/02;
F24F 1/08; F24F 1/42; F24F 1/56; F24F 1/60;
F24F 3/004; F24F 3/048; F24F 3/16; F24F
7/00; F24F 7/04; F24F 12/001; F24F 12/006
USPC D23/314, 317, 324, 328, 329, 330, 332,
D23/333, 335, 341, 342, 351, 353, 354, 355,
D23/356, 359, 364, 365, 370, 385, 386, 388,
D23/393; 62/259.1, 259.4, 262, 263, 304;
312/236; 454/330, 331, 349, 350

See application file for complete search history.

* cited by examiner

Primary Examiner — Deanna L Pratt

Assistant Examiner — Natasha Vujcic

(74) *Attorney, Agent, or Firm* — Manabu Kanesaka

(57) **CLAIM**

The ornamental design for an air conditioner, as shown and described.

DESCRIPTION

FIG. 1 is a perspective view of an air conditioner showing my new design;
FIG. 2 is a front view thereof;
FIG. 3 is a rear view thereof;
FIG. 4 is right side view thereof, a left side view being a mirror image of the right side view; and,
FIG. 5 is a plan view thereof, a bottom view being symmetrical to the plan view.

The broken lines depict portions of the air conditioner that form no part of claimed design.

1 Claim, 4 Drawing Sheets

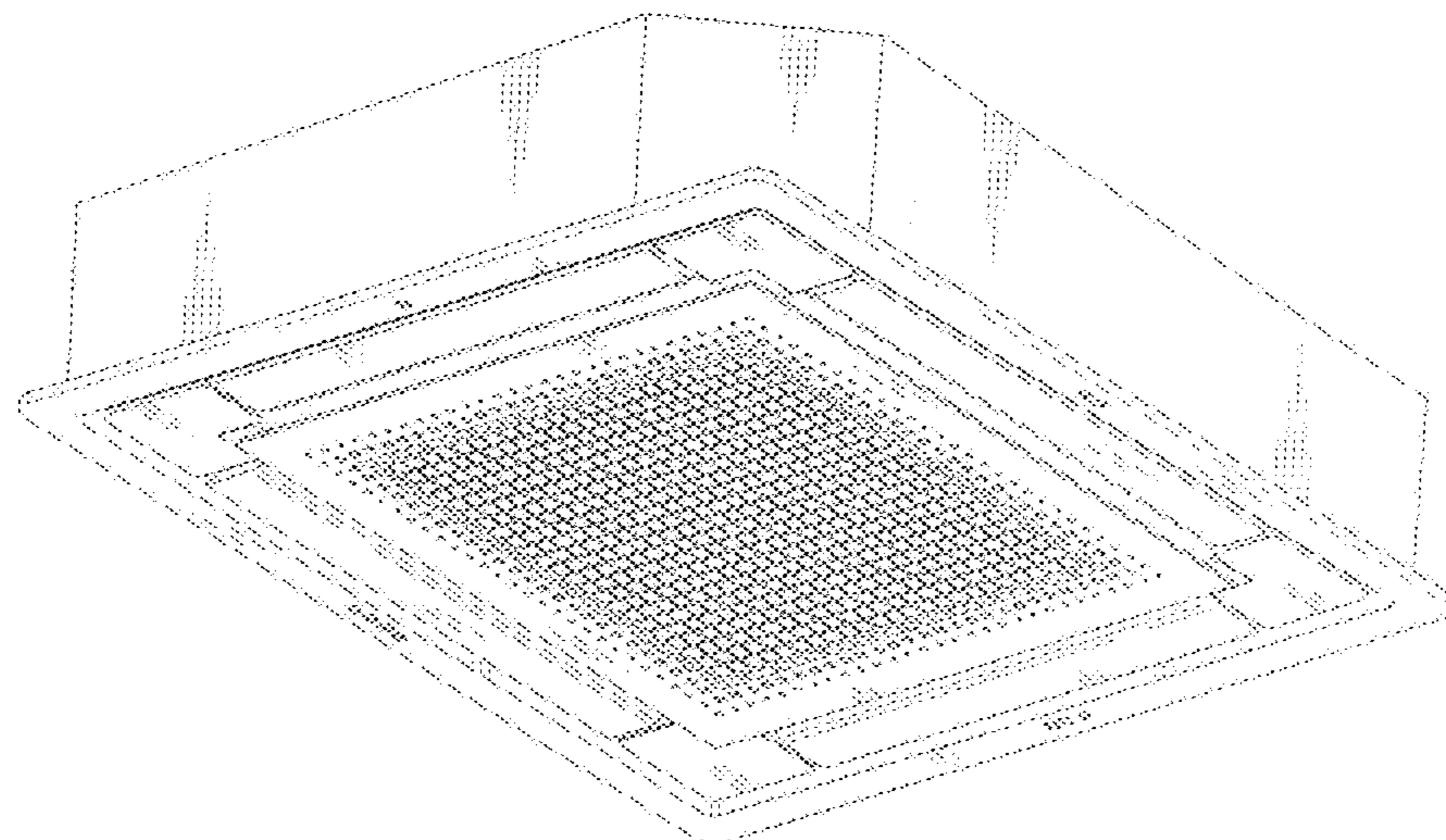


Fig. 1

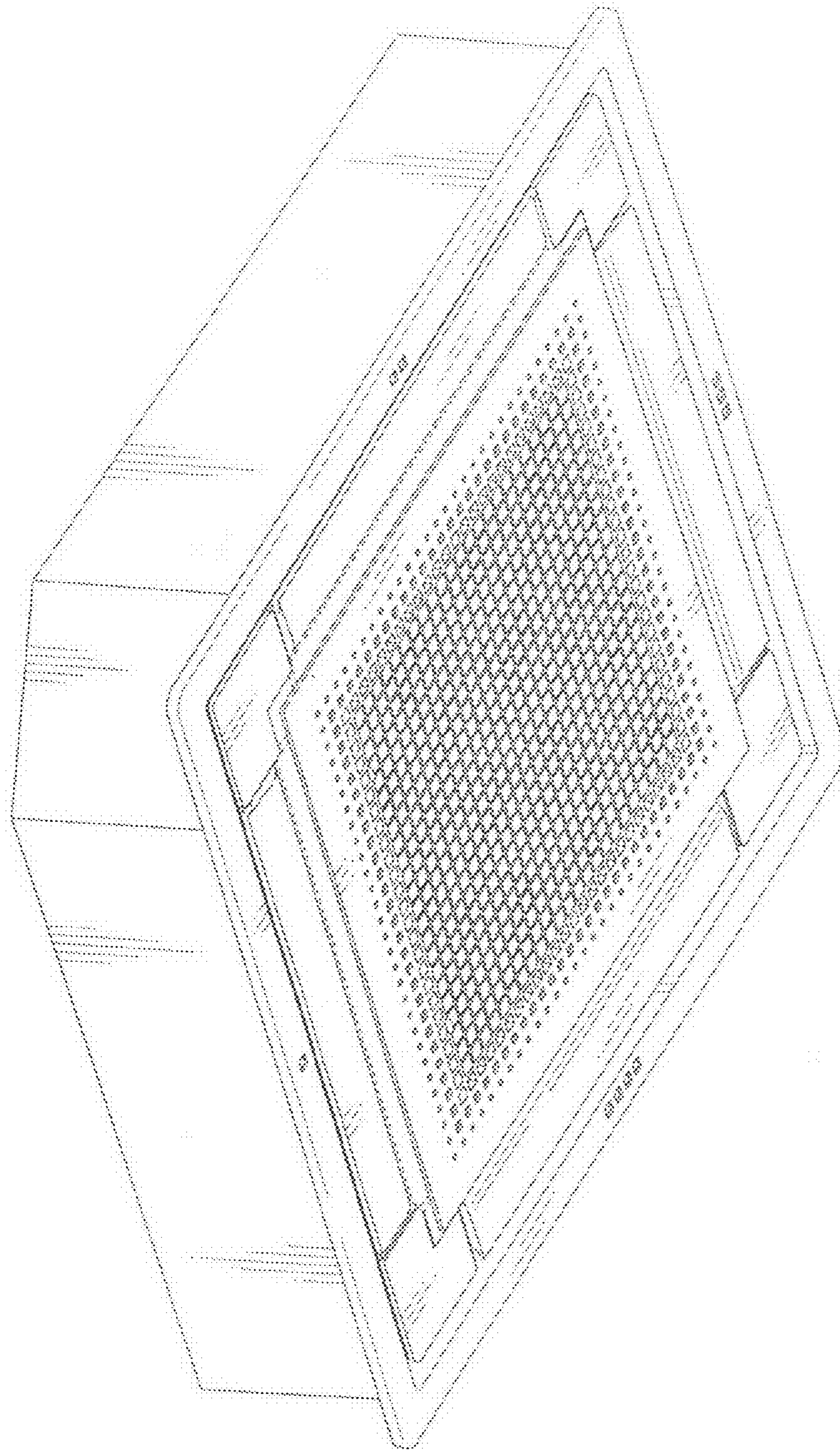


Fig. 2

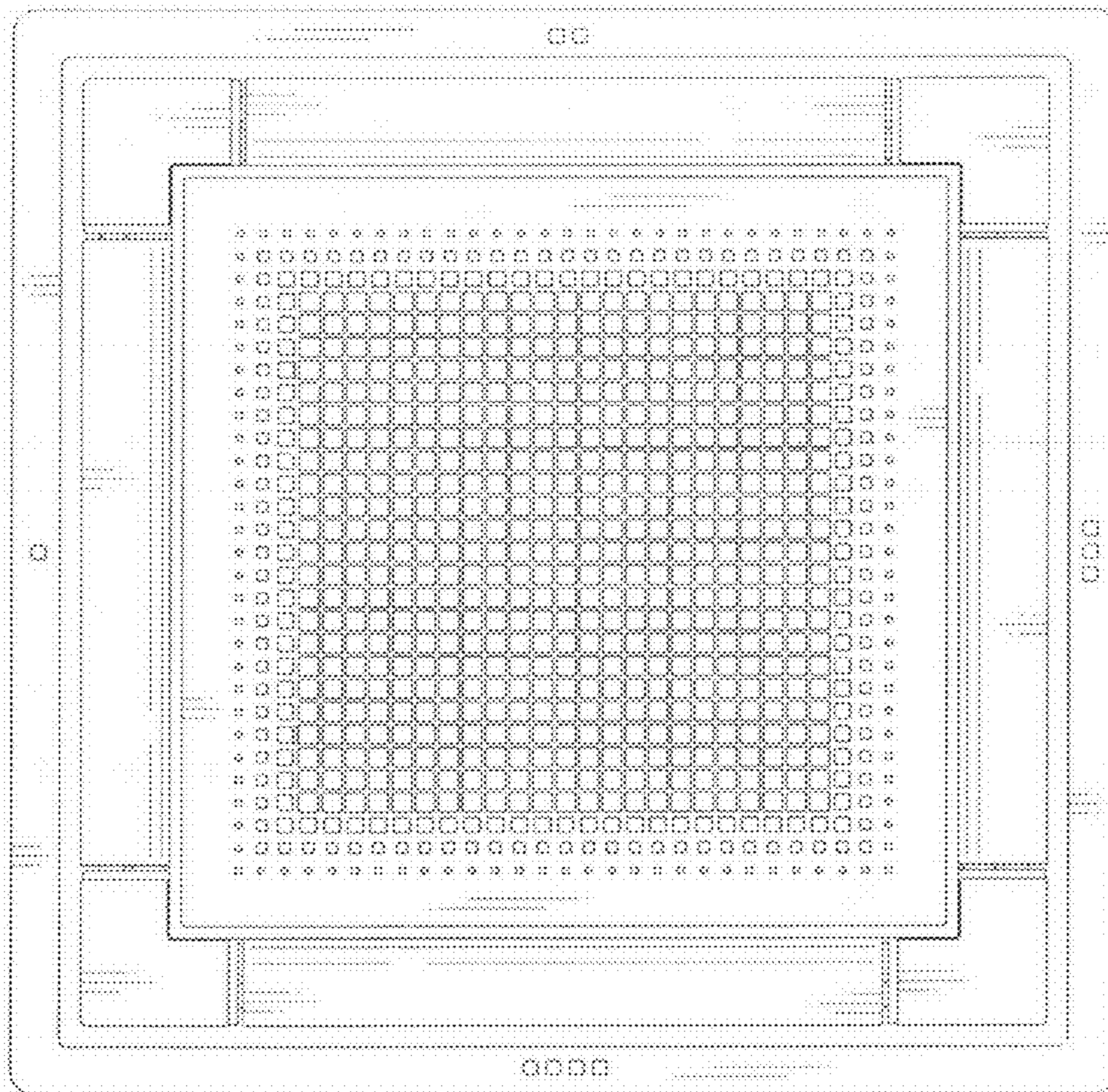


Fig. 3

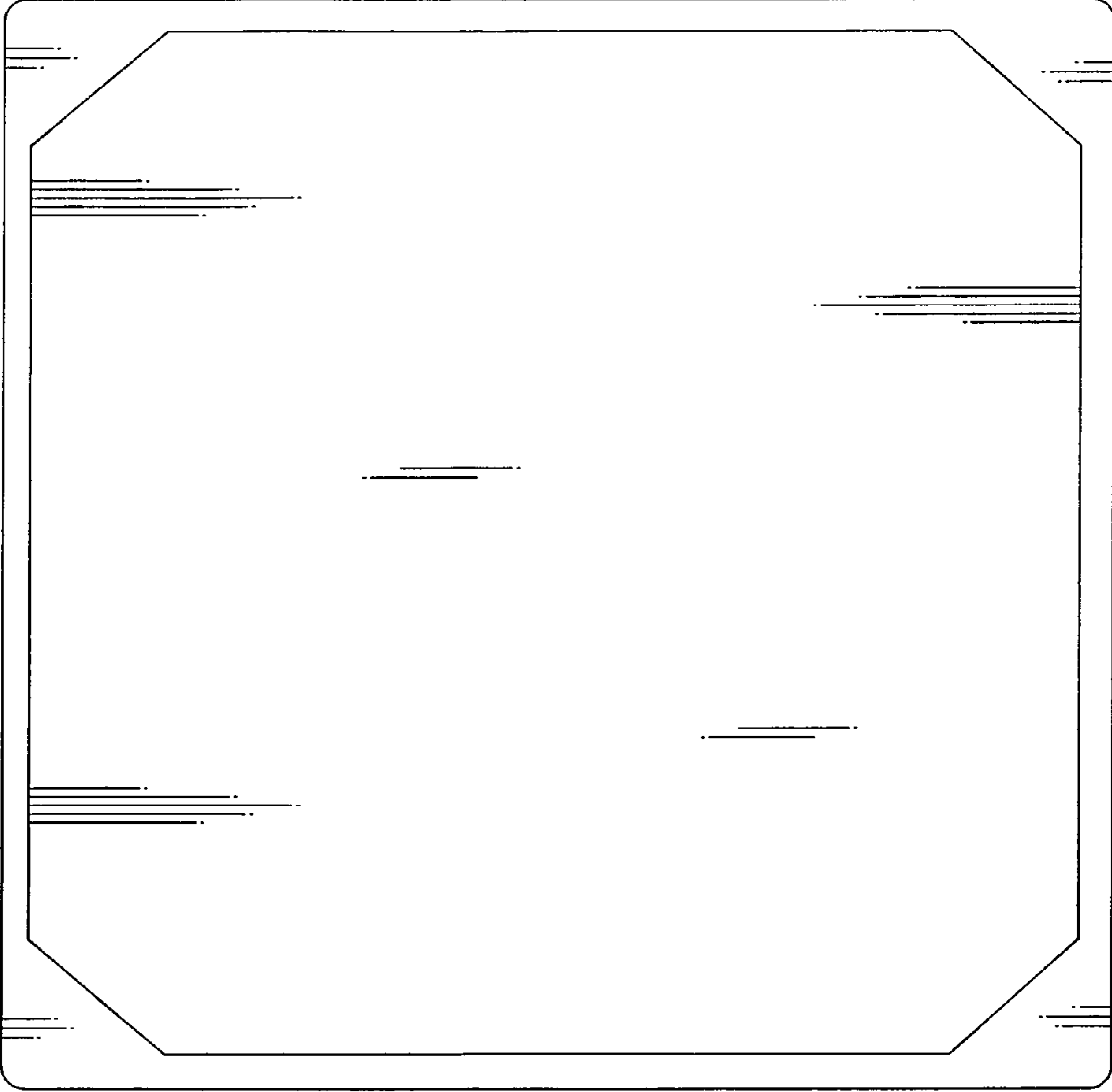


Fig. 4




Fig. 5

