



US00D705913S

(12) **United States Design Patent**
Garland et al.

(10) **Patent No.:** **US D705,913 S**

(45) **Date of Patent:** **** May 27, 2014**

(54) **TOILET TANK LID**

(71) Applicant: **Masco Corporation of Indiana,**
Indianapolis, IN (US)

(72) Inventors: **Celine Kwok Garland,** Indianapolis, IN
(US); **Anthony Spangler,** Indianapolis,
IN (US)

(73) Assignee: **Masco Corporation of Indiana,**
Indianapolis, IN (US)

(**) Term: **14 Years**

(21) Appl. No.: **29/457,531**

(22) Filed: **Jun. 11, 2013**

(51) **LOC (10) Cl.** **23-02**

(52) **U.S. Cl.**
USPC **D23/313**

(58) **Field of Classification Search**
USPC D23/295, 301, 303, 309, 313; 4/300,
4/353

See application file for complete search history.

(56) **References Cited**

U.S. PATENT DOCUMENTS

| | | | | | | |
|----------|---|---|---------|----------------|-------|---------|
| D323,381 | S | * | 1/1992 | McKeone et al. | | D23/313 |
| D359,549 | S | * | 6/1995 | Chen | | D23/313 |
| D455,203 | S | * | 4/2002 | Jones et al. | | D23/313 |
| D672,018 | S | * | 12/2012 | Bucher | | D23/301 |

* cited by examiner

Primary Examiner — Robert Delehanty

(74) *Attorney, Agent, or Firm* — Edgar A. Zarins; Nirav D. Parikh

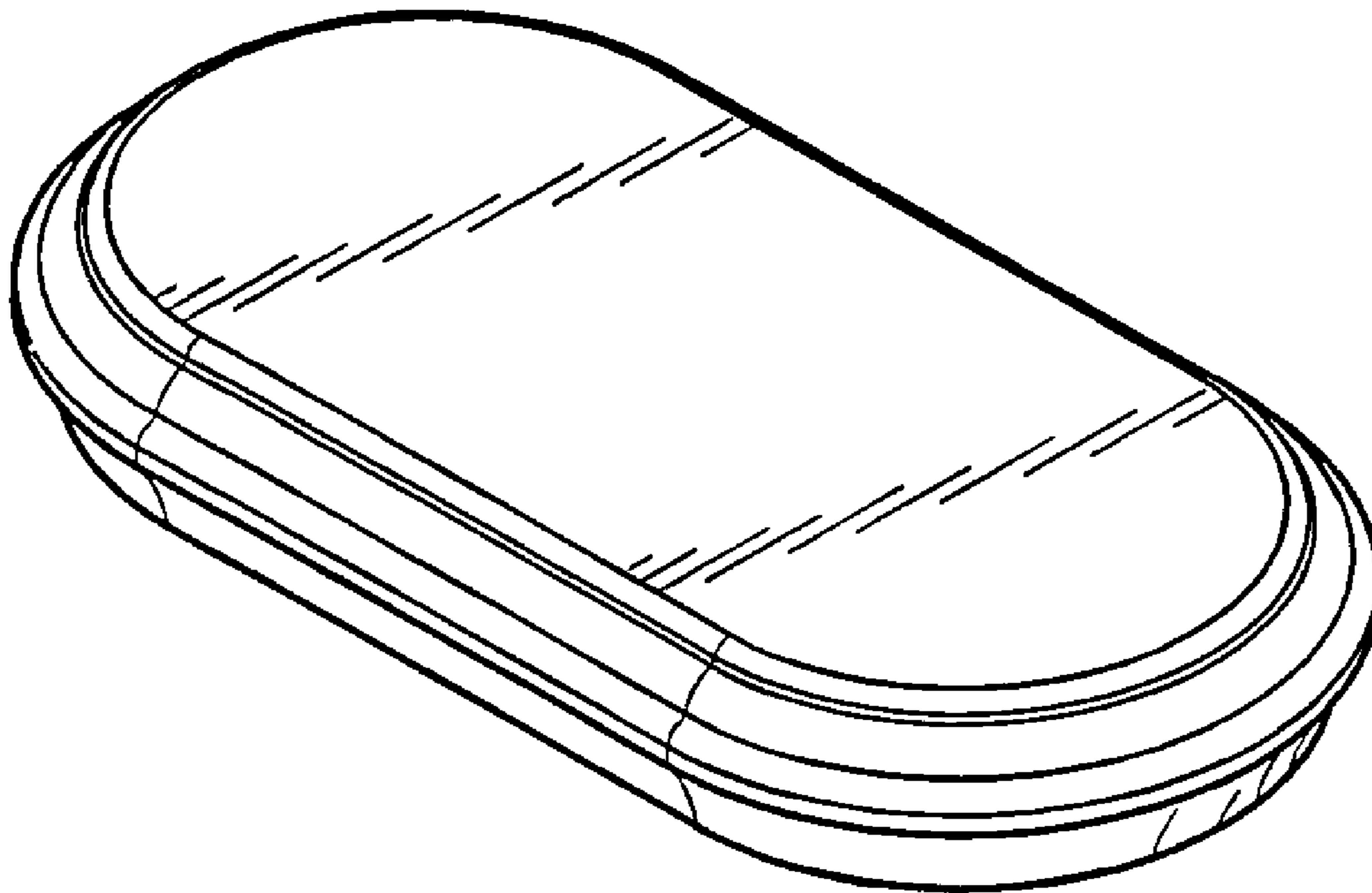
(57) **CLAIM**

The ornamental design for a toilet tank lid, as shown and described.

DESCRIPTION

FIG. 1 is a perspective view of a toilet tank lid showing our new design;
FIG. 2 is a top plan view thereof;
FIG. 3 is a first side view thereof, the opposite side being a mirror image of the side shown;
FIG. 4 is a first end view thereof, the opposite end being a mirror image of the end shown; and,
FIG. 5 is a bottom view thereof.

1 Claim, 1 Drawing Sheet



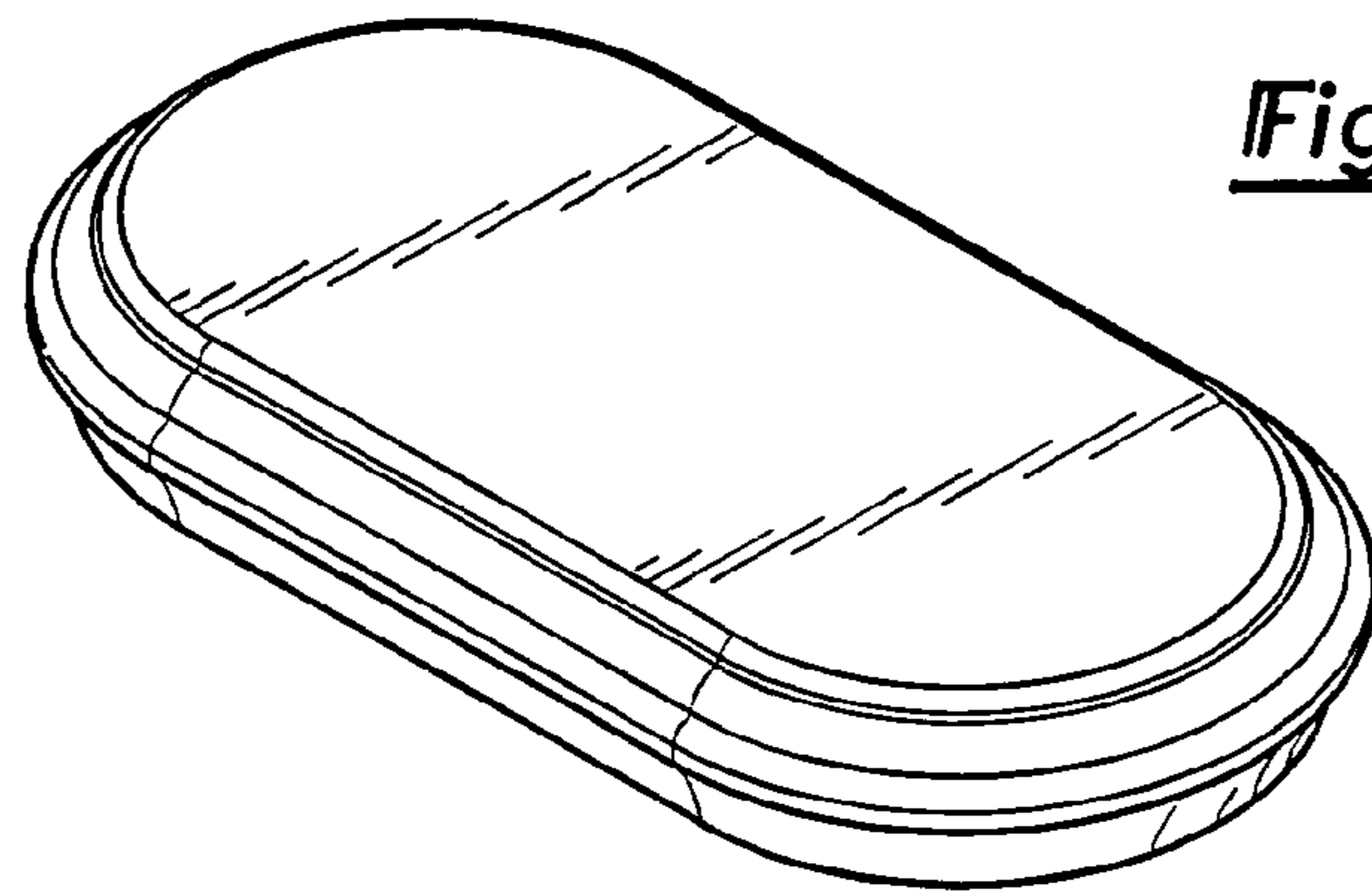


Fig-1

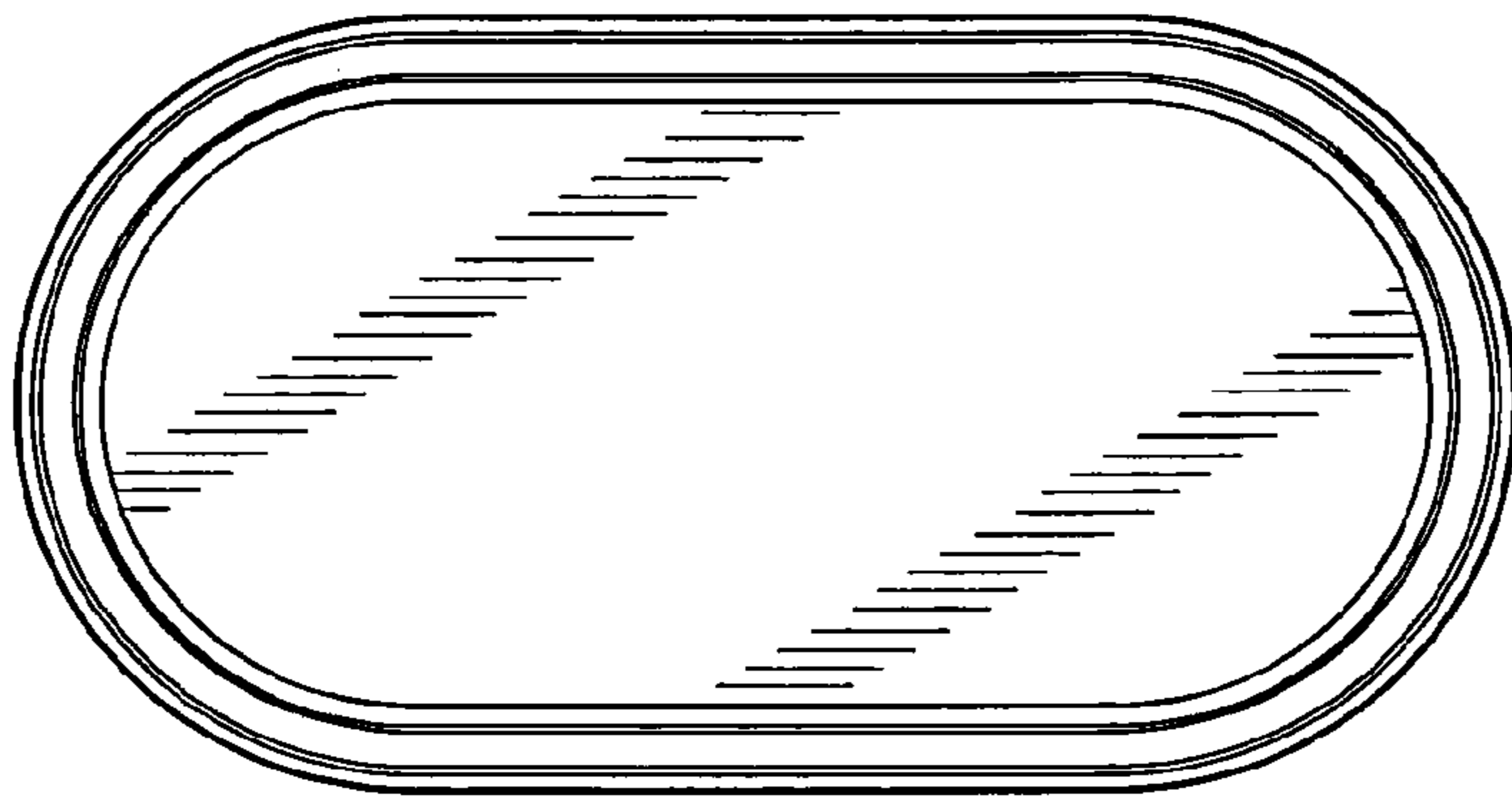


Fig-2




Fig-3




Fig-4




Fig-5