



US00D705891S

(12) **United States Design Patent**
King

(10) **Patent No.:** **US D705,891 S**

(45) **Date of Patent:** **** May 27, 2014**

(54) **SOFT FISHING LURE TAIL DESIGN**

(71) Applicant: **Black Dog Bait Co.**, Danville, CA (US)

(72) Inventor: **Bobby Duane King**, Elizabethton, TN (US)

(73) Assignee: **Black Dog Bait Co.**, Danville, CA (US)

(**) Term: **14 Years**

(21) Appl. No.: **29/469,667**

(22) Filed: **Oct. 11, 2013**

Related U.S. Application Data

(60) Division of application No. 29/422,112, filed on May 16, 2012, now Pat. No. Des. 694,850, which is a continuation-in-part of application No. 29/406,419, filed on Nov. 14, 2011, now abandoned, which is a division of application No. 29/363,923, filed on Jun. 16, 2010, now Pat. No. Des. 660,397.

(51) **LOC (10) Cl.** **22-05**

(52) **U.S. Cl.**
USPC **D22/131**

(58) **Field of Classification Search**
USPC D22/126-133; 43/42.47, 42.24, 42.45, 43/42.48, 42.37
See application file for complete search history.

(56) **References Cited**

U.S. PATENT DOCUMENTS

D217,453 S * 5/1970 Blaser D22/133

D240,920 S * 8/1976 Smithwick D22/126
D270,176 S * 8/1983 Williams, Jr. D22/133
D299,263 S * 1/1989 James D22/133
5,193,299 A * 3/1993 Correll et al. 43/42.47
D470,564 S * 2/2003 Schlueter D22/131

* cited by examiner

Primary Examiner — Catheri Oliver-Garcia

(74) *Attorney, Agent, or Firm* — Richard T. Ogawa; Ogawa P.C.

(57) **CLAIM**

The ornamental design for soft fishing lure tail design, as shown and described.

DESCRIPTION

FIG. 1 is a perspective view of a soft fishing lure design showing another embodiment of my new design;
FIG. 2 is a right side view of the soft fishing lure design shown in FIG. 1;
FIG. 3 is a left side view of the soft fishing lure design shown in FIG. 1;
FIG. 4 is a top view of the soft fishing lure design shown in FIG. 1;
FIG. 5 is a bottom view of the soft fishing lure design shown in FIG. 1;
FIG. 6 is rear view of the soft fishing lure design shown in FIG. 1; and,
FIG. 7 is a front view of the soft fishing lure design shown in FIG. 1.

The broken lines are for environmental purposes only and do not form a part of the claimed design.

1 Claim, 6 Drawing Sheets






Figure 1




Figure 2




Figure 3

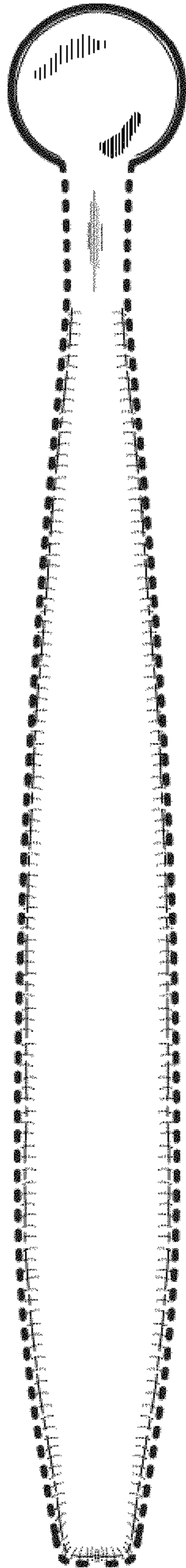


Figure 4

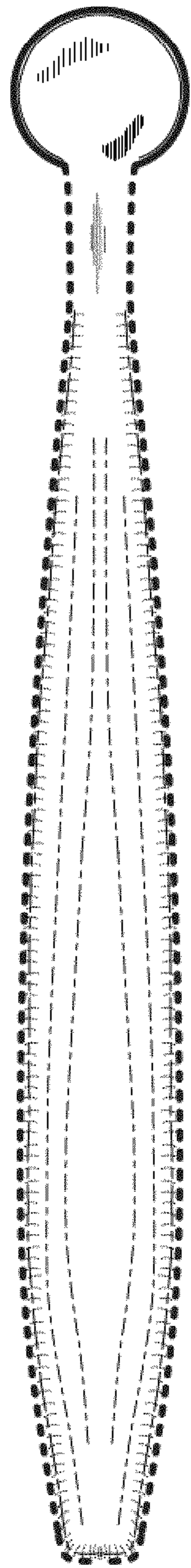


Figure 5




Figure 6

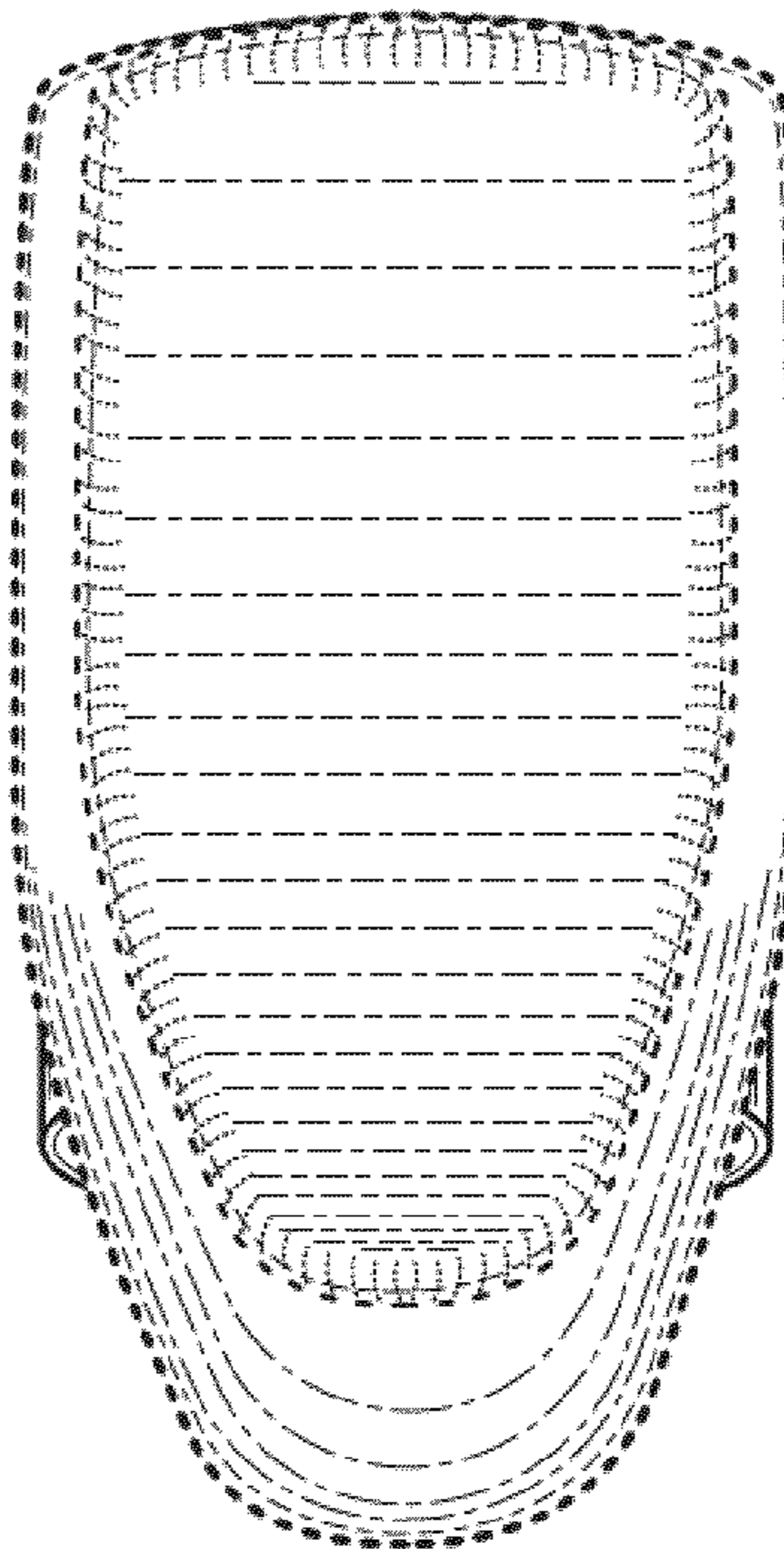


Figure 7