



US00D705881S

(12) **United States Design Patent**
Durante et al.

(10) **Patent No.:** **US D705,881 S**

(45) **Date of Patent:** **** May 27, 2014**

(54) **SURFCRAFT FIN**

(71) Applicant: **Fin Control Systems Pty. Limited,**
Mona Vale (AU)

(72) Inventors: **Michael Durante,** Mona Vale (AU);
Gregory Scott, Mona Vale (AU)

(73) Assignee: **Fin Control Systems Pty. Limited,**
Mona Vale (AU)

(**) Term: **14 Years**

(21) Appl. No.: **29/447,773**

(22) Filed: **Mar. 6, 2013**

(51) **LOC (10) Cl.** **21-02**

(52) **U.S. Cl.**
USPC **D21/771**

(58) **Field of Classification Search**
USPC D21/684-685, 760-761, 765-766,
D21/768-777, 778; 280/601, 609, 637,
280/11.36; 441/74-75

See application file for complete search history.

(56) **References Cited**

U.S. PATENT DOCUMENTS

4,320,546	A *	3/1982	Knox	441/74
6,595,817	B1 *	7/2003	Chang	441/79
6,695,662	B2 *	2/2004	Kelley	441/79
6,763,689	B1 *	7/2004	Thomas	70/14
RE38,840	E *	10/2005	Patterson	441/74
7,029,352	B1 *	4/2006	Suzuki	441/79

* cited by examiner

Primary Examiner — Zenia Bennett

(74) *Attorney, Agent, or Firm* — Nutter McClennen & Fish
LLP; John J. Penny, V

(57) **CLAIM**

The ornamental design for a surfcraft fin, as shown and described.

DESCRIPTION

FIG. 1 is a front perspective (left side) view of the surfcraft fin of the present invention;

FIG. 2 is a rear view of the surfcraft fin of the present invention; and

FIG. 3 is a top view of the surfcraft fin of the present invention;

FIG. 4 is a left side view of the surfcraft fin of the present invention;

FIG. 5 is a bottom view of the surfcraft fin of the present invention;

FIG. 6 is a front view of the surfcraft fin of the present invention;

FIG. 7 is a front perspective (right side) view from the front of the surfcraft fin of the present invention.

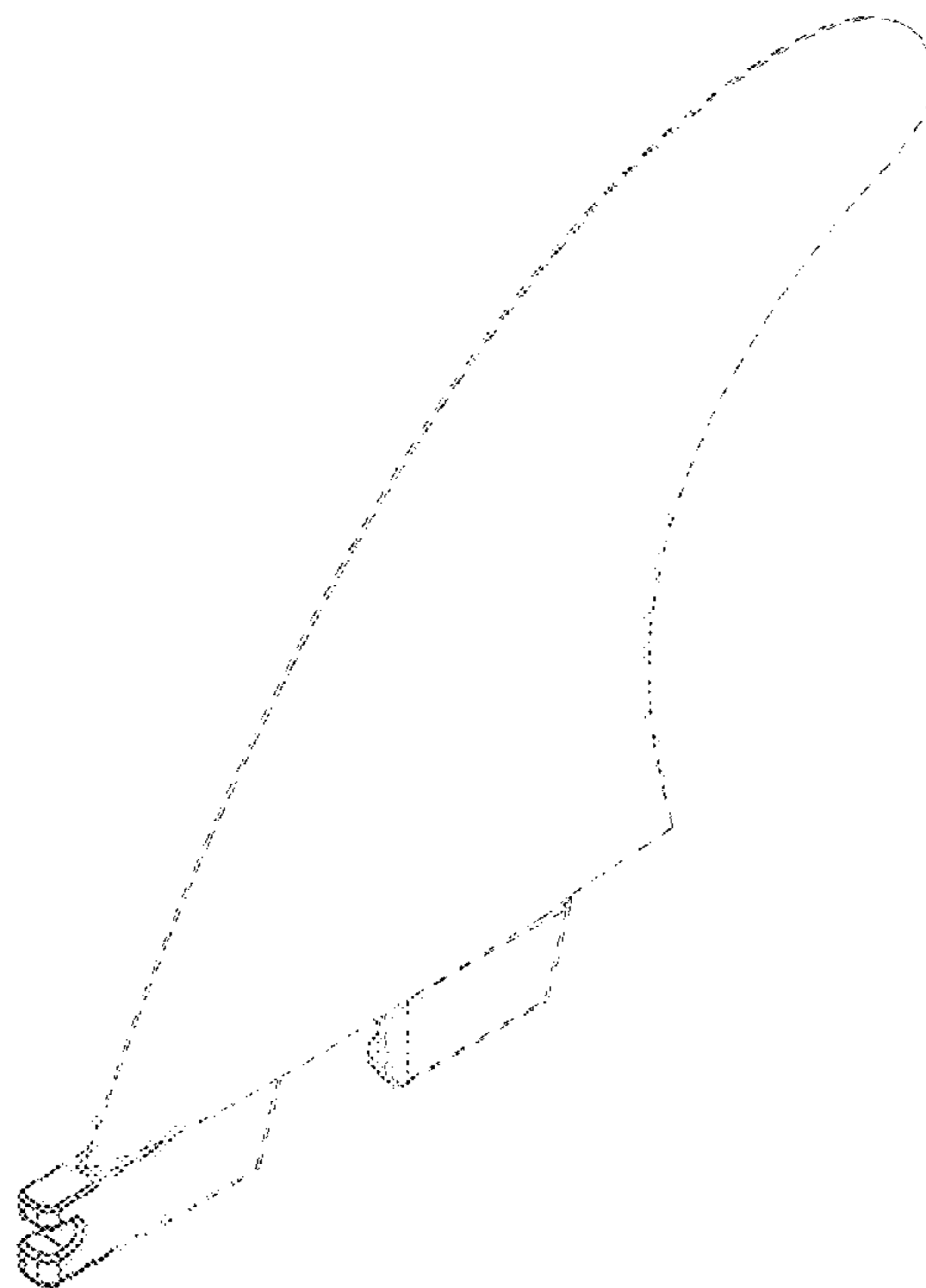
FIG. 8 is a rear perspective (right side) view from the back of the surfcraft fin of the present invention.

FIG. 9 is a right side view from the back of the surfcraft fin of the present invention; and,

FIG. 10 is a rear perspective (left side) view from the back of the surfcraft fin of the present invention.

The lines shown in phantom are for illustrative purposes only and do not form part of the claimed invention.

1 Claim, 10 Drawing Sheets



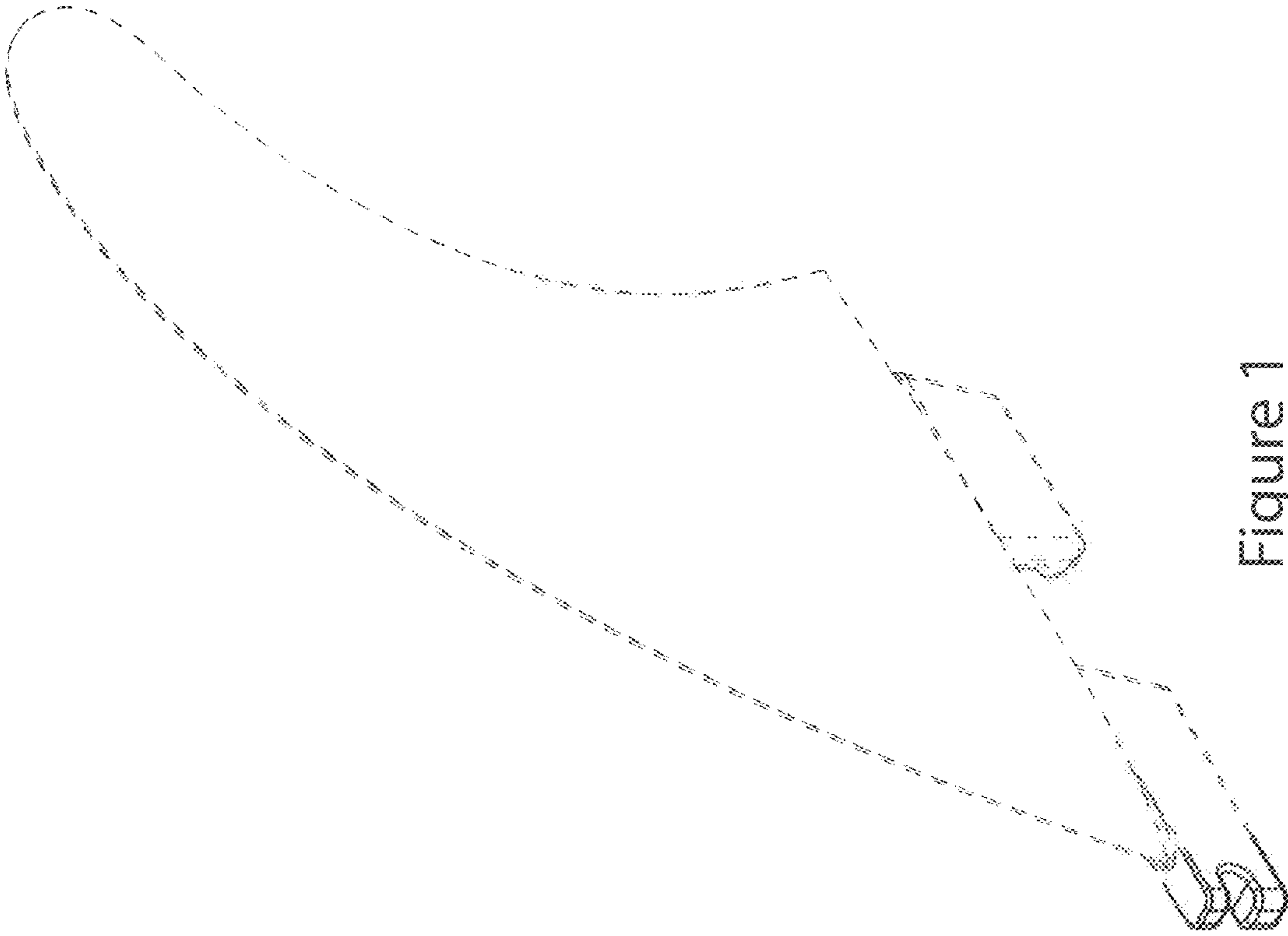


Figure 1




Figure 2



Figure 3

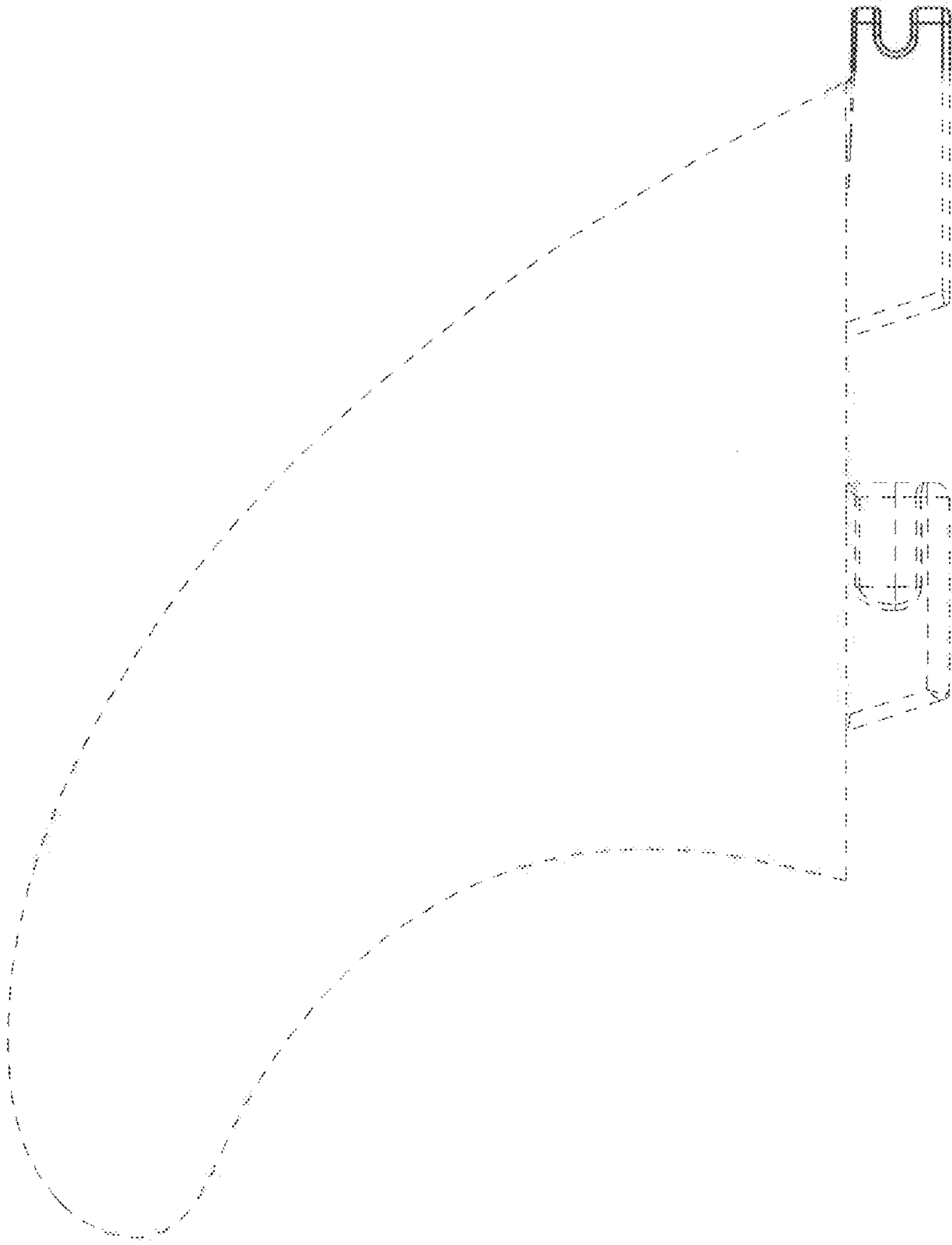


Figure 4




Figure 5




Figure 6




Figure 7

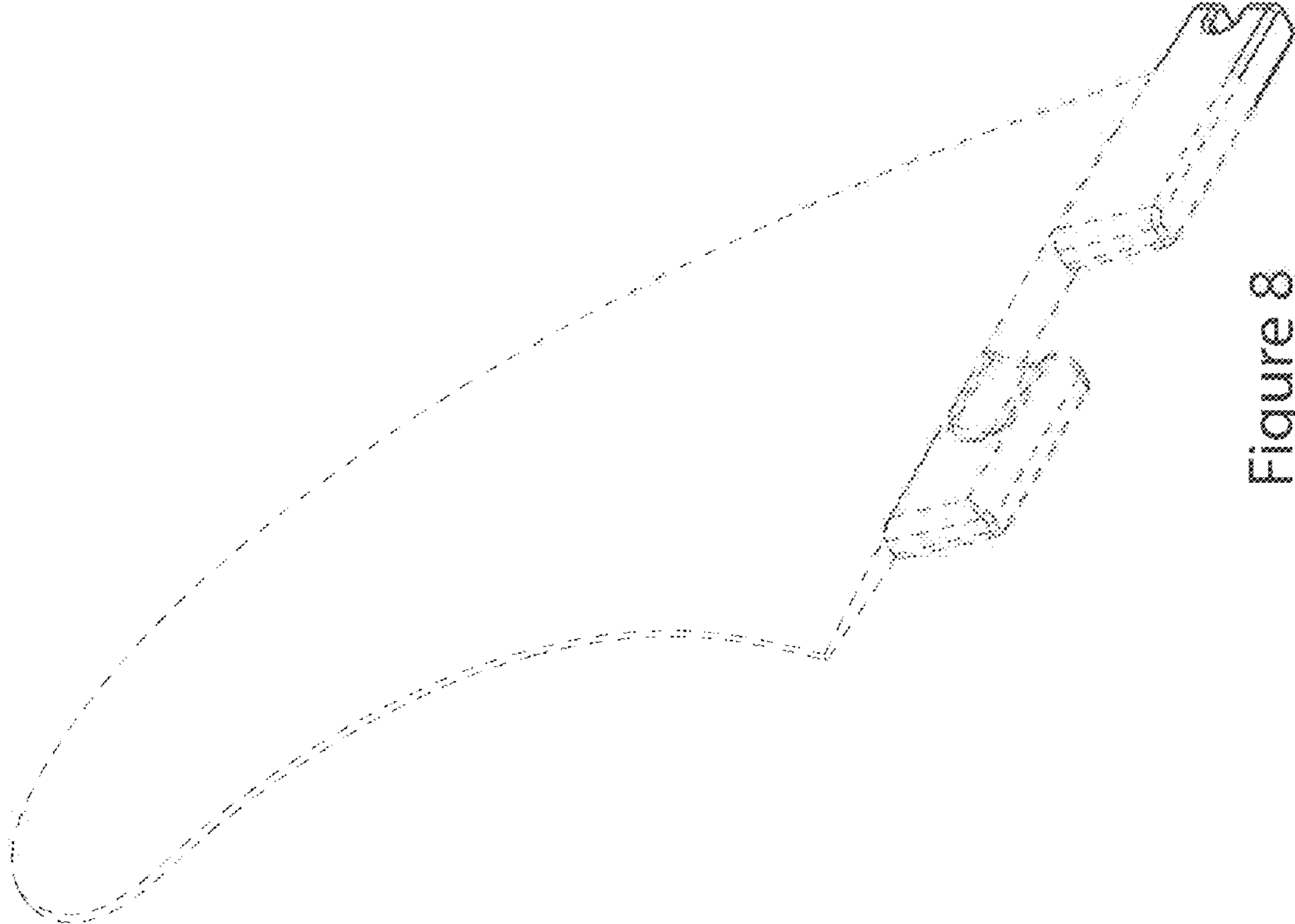


Figure 8

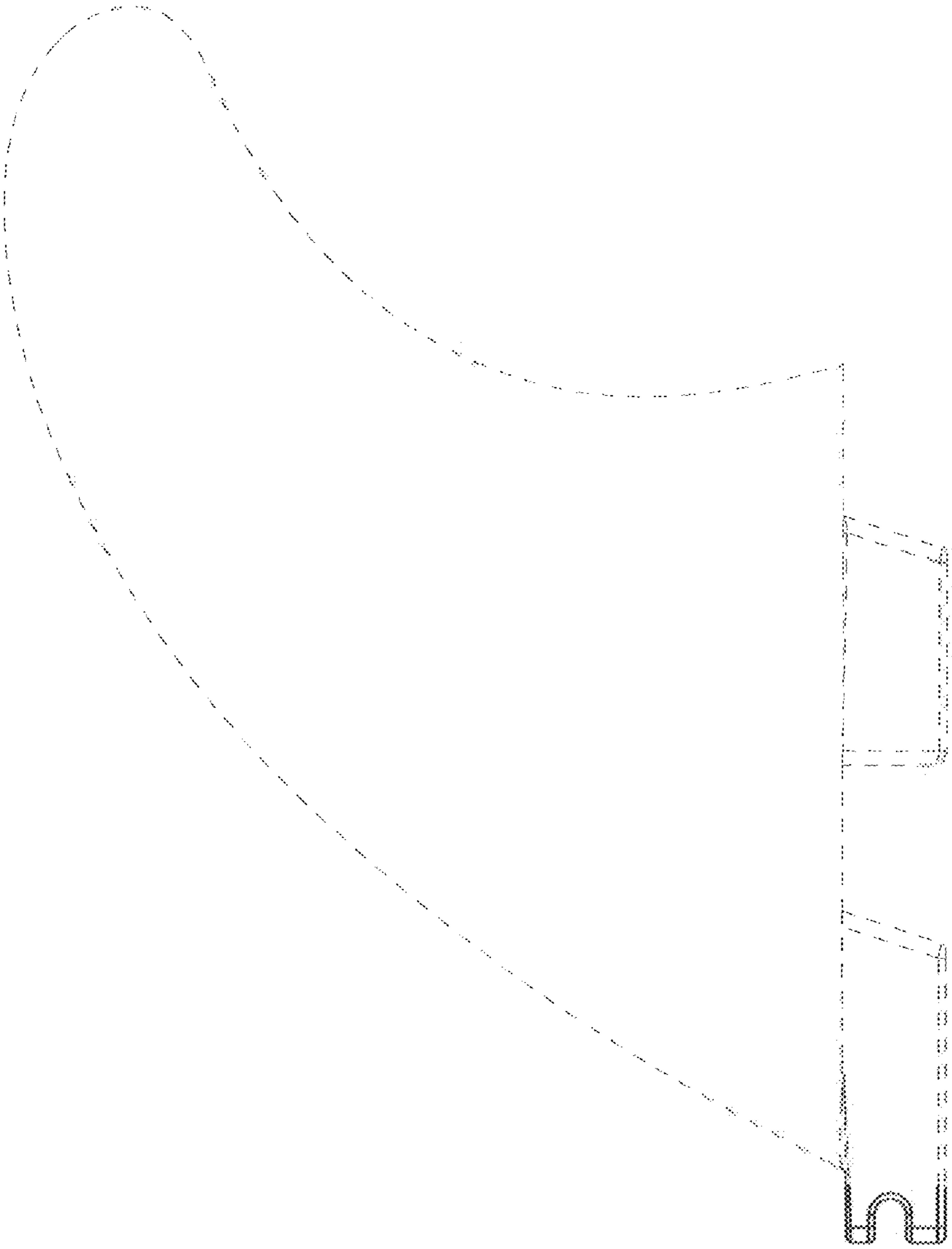


Figure 9




Figure 10