



US00D705862S

(12) **United States Design Patent**  
**Mills**

(10) **Patent No.:** **US D705,862 S**  
(45) **Date of Patent:** **\*\* May 27, 2014**

(54) **METHOD AND APPARATUS OF  
CONSTRUCTING MINIATURE DIPLOMAS  
AND MINIATURE TRANSCRIPTS**

(57) **CLAIM**  
The ornamental design for a miniature diploma and transcript card, as shown and described.

(76) **Inventor:** **Felecia Renea Mills**, Frisco, TX (US)

(\*\*) **Term:** **14 Years**

(21) **Appl. No.:** **29/372,836**

(22) **Filed:** **Jan. 20, 2011**

(51) **LOC (10) Cl.** ..... **19-08**

(52) **U.S. Cl.**  
USPC ..... **D19/10**

(58) **Field of Classification Search**  
USPC ..... D19/9-12; D14/436-437; D20/40, 10,  
D20/22, 27, 42, 11; 235/380, 382, 435, 436,  
235/449, 454, 468, 469, 488, 491-493;  
283/82, 99, 107, 904, 70, 72, 74, 75;  
360/2; 428/916

See application file for complete search history.

(56) **References Cited**

**U.S. PATENT DOCUMENTS**

D255,557 S *	6/1980	Ayson	.....	D11/79
D396,882 S *	8/1998	Neal, Jr.	.....	D19/10
D453,529 S *	2/2002	Roth	.....	D19/10
D456,840 S *	5/2002	Vachon	.....	D19/10

\* cited by examiner

*Primary Examiner* — Caron D Veynar

*Assistant Examiner* — Abraham Bahta

**DESCRIPTION**

The present invention is related to a utility application entitled Method and Apparatus of Constructing Miniature Diplomas and Transcripts Design which has been filed by the inventor on Sep. 22, 2011 with a Ser. No. 13/239,684.

FIG. 1 is a back view of the miniature diploma and transcript card showing my new design;

FIG. 2 is a front view thereof;

FIG. 3 is a perspective back view thereof;

FIG. 4 is a perspective front view thereof;

FIG. 5 is a side view thereof;

FIG. 6 is another side view thereof;

FIG. 7 is a back view of a second embodiment of the miniature diploma and transcript card;

FIG. 8 is a front view thereof;

FIG. 9 is a perspective back view thereof;

FIG. 10 is a perspective front view thereof;



FIG. 11 is a side view thereof; and,

FIG. 12 is another side view thereof.

The broken line shown on the front surface of FIGS. 8 and 10 of the miniature diploma and transcript card is included for the purpose of illustrating environmental structure and forms no part of the claimed design.

The nature and intended use of the Method and Apparatus of Constructing Miniature Diplomas and Transcripts Design is for producing miniature documents or certificates.

**1 Claim, 6 Drawing Sheets**






Figure 1

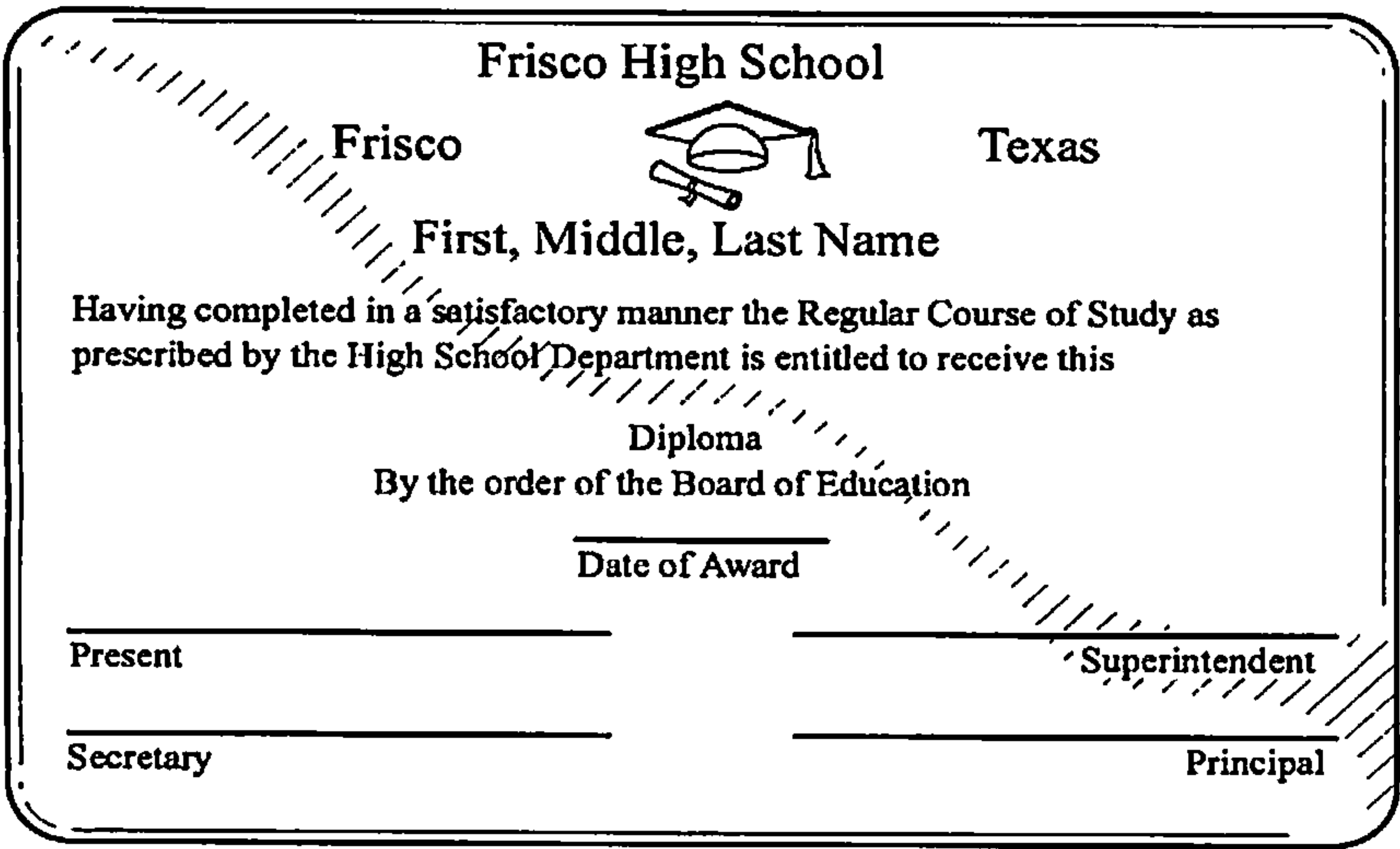


Figure 2




Figure 3

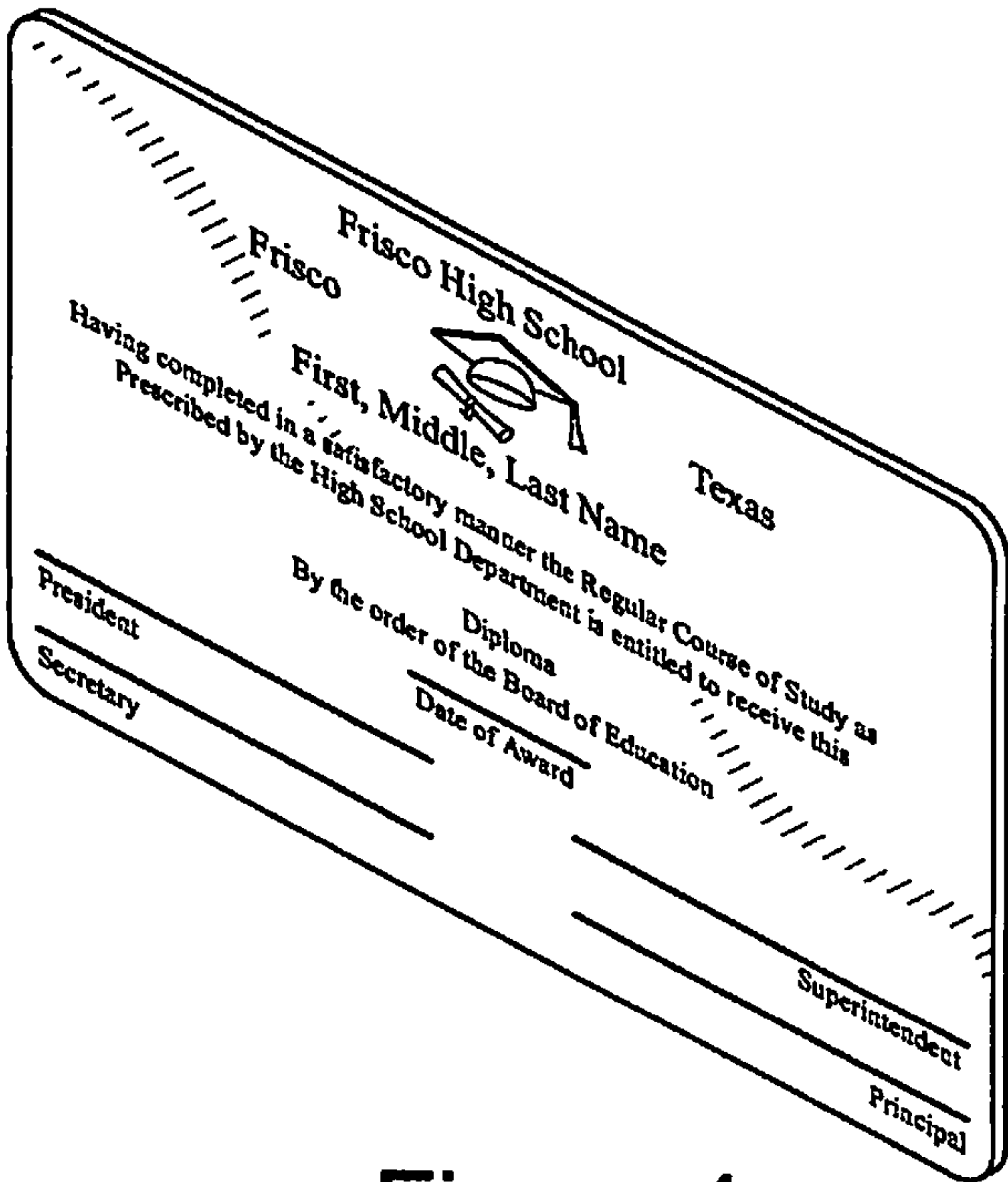


Figure 4



**Figure 5**



**Figure 6**




Figure 7




Figure 8

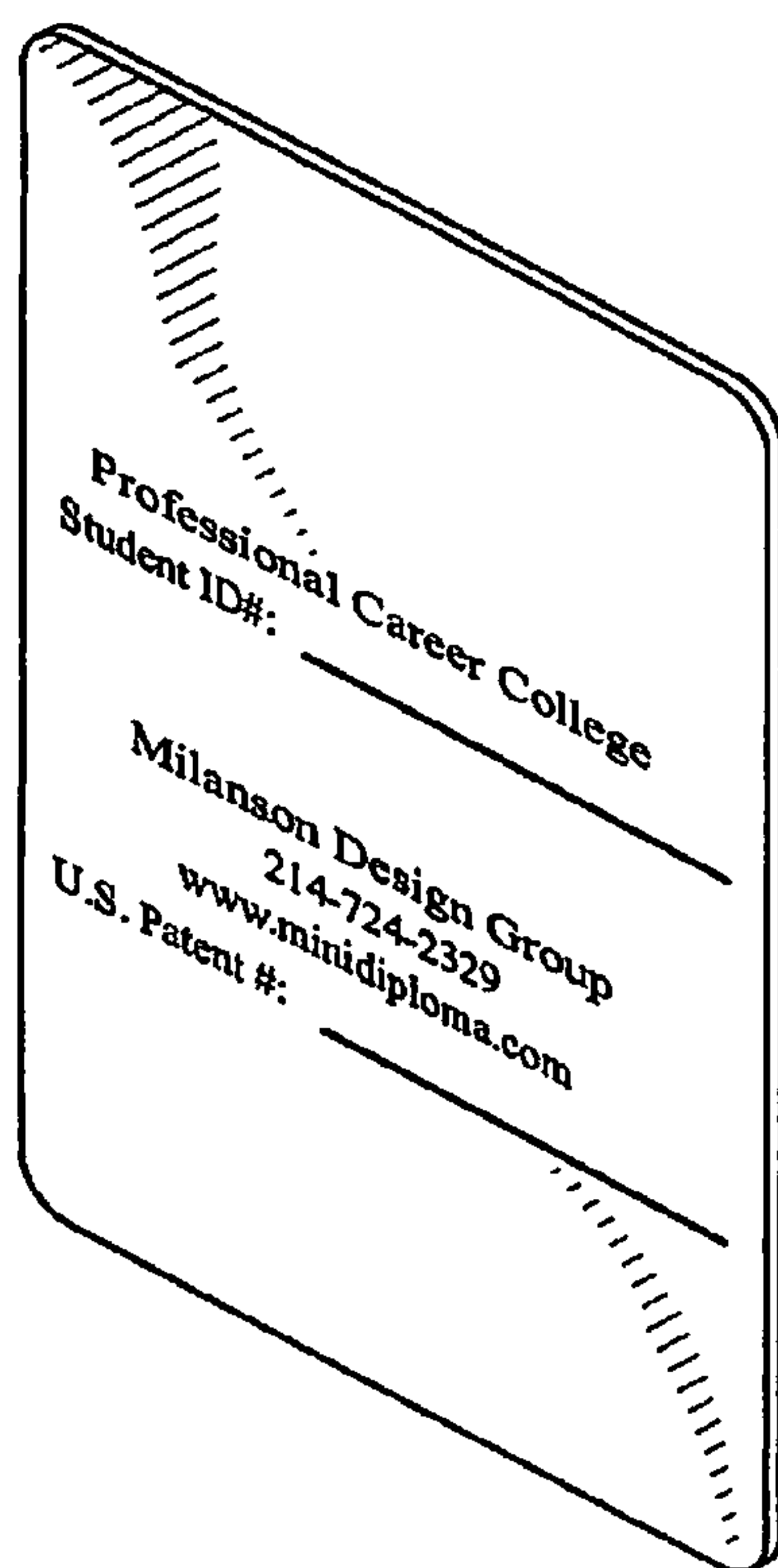


Figure 9




Figure 10



**Figure 11**



**Figure 12**