



US00D705849S

(12) **United States Design Patent**
Bush

(10) **Patent No.:** **US D705,849 S**

(45) **Date of Patent:** **** May 27, 2014**

(54) **GUITAR STRAP**

(71) Applicant: **Bruce Wiley Bush**, Gurnee, IL (US)

(72) Inventor: **Bruce Wiley Bush**, Gurnee, IL (US)

(**) Term: **14 Years**

(21) Appl. No.: **29/465,061**

(22) Filed: **Aug. 23, 2013**

(51) **LOC (10) Cl.** **17-03**

(52) **U.S. Cl.**
USPC **D17/20**

(58) **Field of Classification Search**
USPC D17/14, 20, 21, 99; 84/267, 290, 291,
84/293, 297 R, 298, 307, 314 R, 453, 327;
D3/327

See application file for complete search history.

(56) **References Cited**

U.S. PATENT DOCUMENTS

900,610	A	*	10/1908	Stow	224/264
D249,386	S	*	9/1978	Zacuto	D17/20
D479,554	S	*	9/2003	Boron et al.	D17/20
D508,516	S	*	8/2005	Boone	D17/20

D513,034	S	*	12/2005	Boron et al.	D17/20
D536,725	S	*	2/2007	Walker	D17/20
D574,415	S	*	8/2008	Koskela	D17/20
7,491,876	B2	*	2/2009	Peacock	84/327
D673,998	S	*	1/2013	Wells	D17/20

* cited by examiner

Primary Examiner — Rashida Johnson

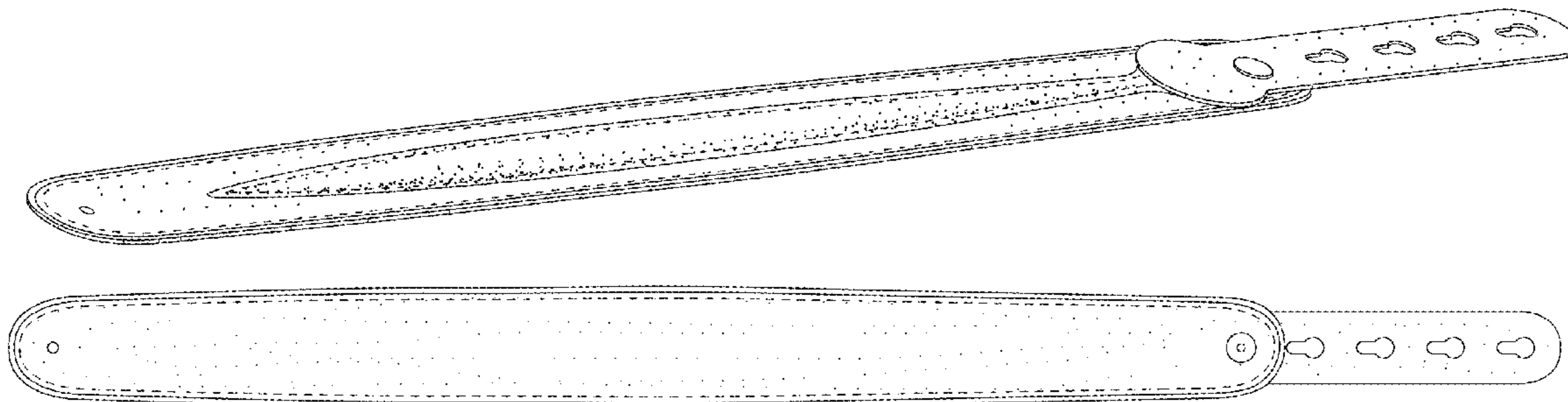
(57) **CLAIM**

The ornamental design for a guitar strap, as shown and described.

DESCRIPTION

FIG. 1 is a perspective view of a guitar strap;
FIG. 2 is a top view thereof;
FIG. 3 is a bottom view thereof;
FIG. 4 is a front view thereof;
FIG. 5 is a rear view thereof;
FIG. 6 is a left view thereof; and,
FIG. 7 is a right view thereof.
The broken line showing stitching in FIG. 1-FIG. 3 is included for the purpose of illustrating design structure and forms part of the claimed design.

1 Claim, 7 Drawing Sheets



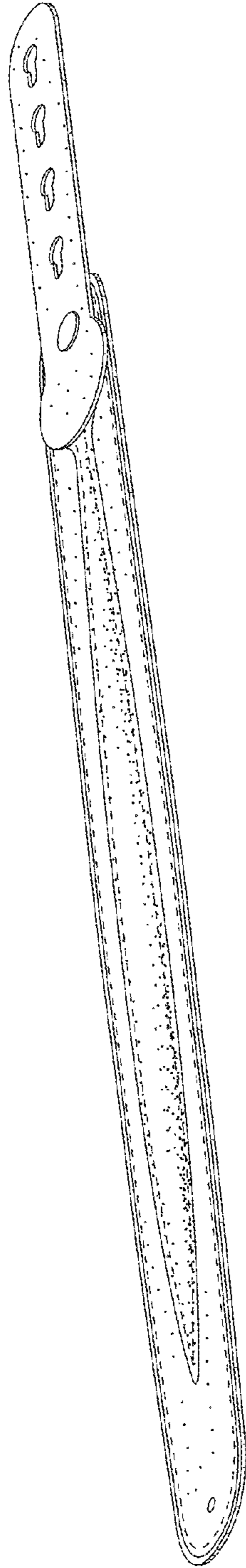


FIG. 1




FIG. 2




FIG. 3

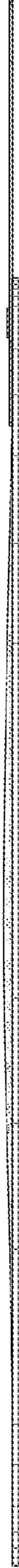


FIG. 4

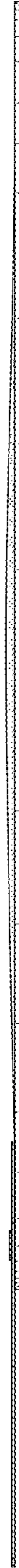


FIG. 5



FIG. 6



FIG. 7