



US00D705817S

(12) **United States Design Patent**  
**Bayouk**

(10) **Patent No.:** **US D705,817 S**

(45) **Date of Patent:** **\*\* May 27, 2014**

(54) **CENTER PORTION OF A FLUID CYLINDER FOR A PUMP**

5,059,101 A 10/1991 Valavaara  
5,102,297 A 4/1992 Thompson  
5,127,807 A 7/1992 Eslinger  
5,154,589 A 10/1992 Ruhl et al.

(75) Inventor: **Jacob A. Bayouk**, Richardson, TX (US)

(Continued)

(73) Assignee: **S.P.M. Flow Control, Inc.**, Fort Worth, TX (US)

FOREIGN PATENT DOCUMENTS

AR 084230 A1 5/2013  
AR 084231 A1 5/2013

(\*\*) Term: **14 Years**

(Continued)

(21) Appl. No.: **29/425,284**

OTHER PUBLICATIONS

(22) Filed: **Jun. 21, 2012**

Design U.S. Appl. No. 29/399,897, filed Sep. 18, 2011, S.P.M. Flow Control, Inc.

(51) **LOC (10) Cl.** ..... **15-02**

(52) **U.S. Cl.**  
USPC ..... **D15/7**

(Continued)

(58) **Field of Classification Search**  
USPC ..... D15/7-9; D23/231, 232; 417/410.1, 417/359, 415-416, 234, 321, 265, 405; D24/107, 108, 111

*Primary Examiner* — Ralf Seifert  
(74) *Attorney, Agent, or Firm* — Haynes and Boone, LLP

See application file for complete search history.

(57) **CLAIM**  
The ornamental design for a center portion of a fluid cylinder for a pump, as shown and described.

(56) **References Cited**

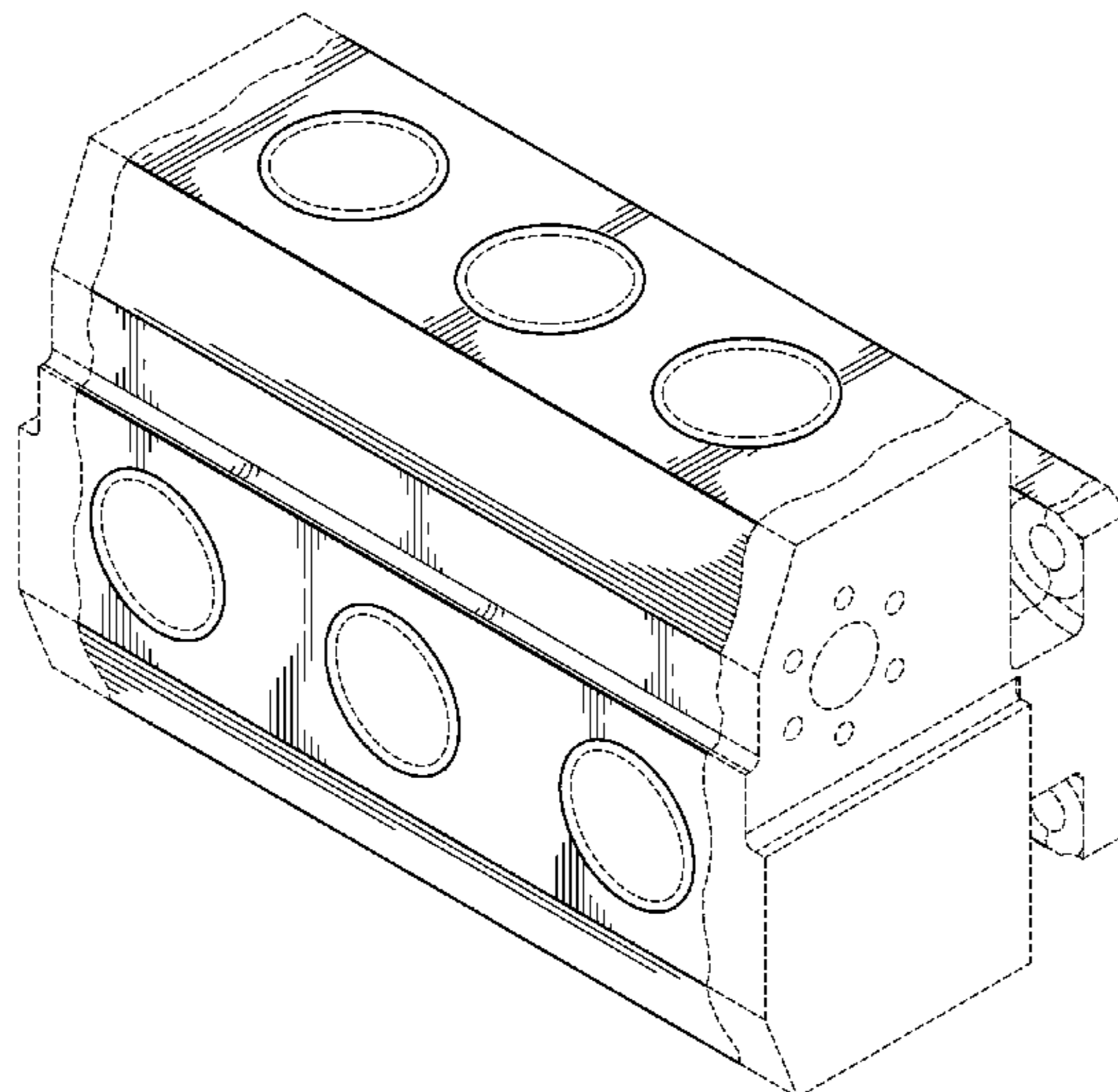
**DESCRIPTION**

U.S. PATENT DOCUMENTS

2,666,026 A	1/1954	Gibbs
2,776,701 A	1/1957	Denis
3,081,252 A	3/1963	Preiser et al.
3,159,559 A	12/1964	Eberhardt, III
3,470,077 A	9/1969	Higgins
3,679,332 A	7/1972	Yohpe
3,810,716 A	5/1974	Abrahams et al.
3,844,921 A	10/1974	Benedict
3,919,068 A	11/1975	Gary
3,963,384 A	6/1976	Bastenhof
4,097,357 A	6/1978	Jacquelin
4,339,227 A	7/1982	Furst
4,370,211 A	1/1983	Hybler
4,378,853 A	4/1983	Chia et al.
4,412,792 A	11/1983	LaBorde et al.
4,520,837 A	6/1985	Cole et al.
4,861,241 A	8/1989	Gamboa et al.

FIG. 1 is a perspective view of a center portion of a fluid cylinder for a pump showing my new design; FIG. 2 is another perspective view thereof; FIG. 3 is a front elevational view thereof; FIG. 4 is a rear elevational view thereof; FIG. 5 is a top plan view thereof; FIG. 6 is a bottom plan view thereof; FIG. 7 is a right side elevational view thereof; FIG. 8 is a left side elevational view thereof; FIG. 9 is a sectional view thereof taken along line 9-9 of FIG. 8; and, FIG. 10 is a sectional view thereof taken along line 10-10 of FIG. 8.

**1 Claim, 8 Drawing Sheets**



(56)

References Cited

U.S. PATENT DOCUMENTS

5,171,136 A 12/1992 Pacht  
 5,246,355 A 9/1993 Matzner et al.  
 D355,199 S 2/1995 Ousey  
 D361,575 S 8/1995 Makino  
 5,584,672 A 12/1996 Simonette  
 5,636,975 A 6/1997 Tiffany et al.  
 5,639,227 A 6/1997 Mills  
 5,823,541 A 10/1998 Dietle et al.  
 5,839,468 A 11/1998 Allred  
 5,848,878 A 12/1998 Conti et al.  
 5,947,697 A 9/1999 Morrison  
 D420,683 S \* 2/2000 Suzuki ..... D15/7  
 6,065,453 A 5/2000 Zych  
 6,382,940 B1 5/2002 Blume  
 6,386,751 B1 5/2002 Wootan et al.  
 D461,733 S \* 8/2002 Iida ..... D10/85  
 D461,827 S 8/2002 Koebbe  
 6,544,012 B1 4/2003 Blume  
 6,595,278 B1 7/2003 Lam et al.  
 6,623,259 B1 9/2003 Blume  
 6,670,312 B2 12/2003 Sugimoto et al.  
 6,705,396 B1 3/2004 Ivannikov et al.  
 6,843,313 B2 1/2005 Hult  
 D506,210 S 6/2005 Selic et al.  
 6,910,871 B1 6/2005 Blume  
 7,036,688 B2 5/2006 Stettes et al.  
 7,118,114 B2 10/2006 Burdick et al.  
 7,186,097 B1 3/2007 Blume  
 7,255,163 B2 8/2007 Rivard  
 D552,139 S \* 10/2007 Cho ..... D15/199  
 D556,861 S 12/2007 Yokohari  
 D556,862 S 12/2007 Yokohari  
 D557,286 S 12/2007 Pedrollo  
 7,335,002 B2 2/2008 Vicars  
 7,364,412 B2 4/2008 Kugelev et al.  
 7,404,704 B2 7/2008 Kugelev et al.  
 D583,389 S 12/2008 Bilger  
 D584,320 S 1/2009 Huang  
 7,513,759 B1 4/2009 Blume  
 D603,870 S 11/2009 Mehnert et al.  
 D605,665 S \* 12/2009 Falkenberg ..... D15/7  
 D606,629 S 12/2009 Tokumoto  
 D623,200 S 9/2010 Fulkerson et al.  
 D629,423 S 12/2010 Varini  
 7,874,369 B2 1/2011 Parker et al.  
 D641,382 S 7/2011 Hawes et al.  
 8,016,027 B2 9/2011 Boyles  
 8,074,999 B2 12/2011 Burdick et al.  
 D655,314 S \* 3/2012 Yoshimura et al. .... D15/9  
 D657,799 S 4/2012 Jung  
 8,147,227 B1 4/2012 Blume  
 D660,191 S 5/2012 Asaba  
 D667,532 S 9/2012 Asaba  
 D670,312 S 11/2012 Alexander et al.  
 D670,790 S 11/2012 Tokumoto  
 D676,111 S 2/2013 Fukano et al.  
 D679,290 S 4/2013 Skurdalsvold  
 D679,292 S 4/2013 DeLeon et al.  
 D679,293 S 4/2013 DeLeon et al.  
 D687,125 S 7/2013 Matzner et al.  
 2003/0235508 A1 12/2003 Vicars  
 2004/0219042 A1 11/2004 Kugelev et al.  
 2006/0002806 A1 1/2006 Bazter et al.  
 2006/0159573 A1 7/2006 Inoue et al.  
 2007/0051508 A1 3/2007 Pecorari et al.  
 2007/0237651 A1 10/2007 Tojo  
 2008/0003122 A1 1/2008 Tian et al.  
 2008/0138224 A1 6/2008 Vicars  
 2009/0314645 A1 12/2009 Kim  
 2010/0322802 A1 12/2010 Kugelev  
 2011/0189040 A1 8/2011 Vicars  
 2011/0198072 A1 8/2011 Cote et al.  
 2011/0308967 A1 12/2011 Byrne  
 2012/0063936 A1 3/2012 Baxter et al.

2012/0144995 A1 6/2012 Bayyouk et al.  
 2012/0183424 A1 7/2012 Bayyouk et al.  
 2012/0288387 A1 11/2012 Freed et al.

FOREIGN PATENT DOCUMENTS

AU 343913 8/2012  
 AU 343914 8/2012  
 AU 346409 1/2013  
 CA 2486223 9/2010  
 CA 2350047 C 10/2010  
 CA 138269 7/2011  
 CA 2514769 9/2011  
 CA 2716430 C 5/2012  
 CA 144435 9/2012  
 CA 2711206 C 9/2012  
 CN 201148968 11/2008  
 CN 101397672 4/2009  
 CN ZL201030691447 2/2012  
 CN ZL201230031196.2 12/2012  
 CN ZL201230337093.9 3/2013  
 CN ZL201230324855.1 5/2013  
 CN ZL201230513325.1 5/2013  
 DE 10214404 10/2003  
 EM 001944054-0001 2/2012  
 EM 001335699-0001 9/2012  
 EM 001335699-0002 9/2012  
 EM 002125732-0001 1/2013  
 EP 0580196 1/1994  
 EP 1780415 5/2007  
 GB 1449280 9/1976  
 GB 2419642 5/2006  
 GB 2416811 9/2009  
 IN 243221 2/2012  
 IN 246712 7/2012  
 JP 2000-170643 6/2000  
 RU 2168064 5/2001  
 SA 2446 9/2012  
 SG D2012/168 I 2/2012  
 SG D2012/874/J 9/2012  
 SG D2012/875 G 9/2012  
 SG D2012/1221/J 10/2012  
 WO WO 2004/092538 10/2004  
 WO WO 2005/015024 2/2005  
 WO WO 2005/088125 9/2005  
 WO WO 2011/018732 2/2011  
 WO WO 2011/027273 3/2011  
 WO WO 2011/054948 5/2011  
 WO WO 2011/160069 12/2011  
 WO WO 2012/078870 6/2012  
 WO WO 2012/078888 6/2012  
 WO WO 2012/145591 10/2012

OTHER PUBLICATIONS

Design U.S. Appl. No. 29/411,974, filed Jan. 27, 2012, S.P.M. Flow Control, Inc.  
 Design U.S. Appl. No. 29/419,417, filed Apr. 27, 2012, S.P.M. Flow Control, Inc.  
 Design U.S. Appl. No. 29/419,425, filed Apr. 27, 2012, S.P.M. Flow Control, Inc.  
 Design U.S. Appl. No. 29/420,822, filed May 14, 2012, S.P.M. Flow Control, Inc.  
 Design U.S. Appl. No. 29/424,801, filed Jun. 15, 2012, S.P.M. Flow Control, Inc.  
 Design U.S. Appl. No. 29/425,284, filed Jun. 21, 2012, S.P.M. Flow Control, Inc.  
 B.N. Cole; Strategy for Cross-Bores in High Pressure Containers; Journal Mechanical Engineering Science; vol. 11 No. 2 1969; pp. 151-161.  
 L.M. Masu; Cross Bore Configuration and Size Effects on the Stress Distribution in Thick-Walled Cylinders; Int. J. Pres. Ves. & Piping 72 (1997) pp. 171-176.  
 P Makulsawatudom et al.; Stress Concentration at Crossholes in Thick Cylindrical Vessels; J. Strain Analysis vol. 39 No. 5; pp. 471-481.

(56)

**References Cited**

## OTHER PUBLICATIONS

L.M. Masu; Numerical analysis of cylinders containing circular off-set cross-bores—Abstract; International Journal of Pressure Vessels and Piping, vol. 75, Issue 3, Mar. 1998.

Xie He et al.; Fatigue Prediction for Pump End of High Pressure Fracturing Pump; Advanced Materials Research vol. 337 (2011) pp. 81-86.

A. Al-Hashem et al., Cavitation Corrosion Behavior of Some Cast Alloys in Seawater, from Industrial Corrosion and Corrosion Control Technology, Pub. By Kuwait Institute for Science.

Notice of Allowance mailed Dec. 12, 2007, by the USPTO, regarding U.S. Appl. No. 10/913,221, now Patent No. 7,364,412.

Examiner Interview Summary mailed Oct. 9, 2007, by the USPTO, regarding U.S. Appl. No. 10/913,221, now Patent No. 7,364,412.

Final Office Action mailed Jul. 20, 2007, by the USPTO, regarding U.S. Appl. No. 10/913,221, now Patent No. 7,364,412.

Office Action mailed Mar. 29, 2007, by the USPTO, regarding U.S. Appl. No. 10/913,221, now Patent No. 7,364,412.

Notice of Allowance mailed Mar. 27, 2008, by the USPTO, regarding U.S. Appl. No. 10/835,749, now Patent No. 7,404,704.

Office Action mailed Jan. 10, 2008, by the USPTO, regarding U.S. Appl. No. 10/835,749, now Patent No. 7,404,704.

Office Action mailed Jun. 21, 2007, by the USPTO, regarding U.S. Appl. No. 10/835,749, now Patent No. 7,404,704.

Office Action mailed Apr. 25, 2013, by the USPTO, regarding U.S. Appl. No. 13/162,815.

Office Action mailed Nov. 9, 2010, re Design U.S. Appl. No. 29/363,376, now Patent No. D641,382.

Notice of Allowance mailed Mar. 8, 2011, re Design U.S. Appl. No. 29/363,376, now Patent No. D641,382.

Notice of Allowance mailed Apr. 18, 2013, by the USPTO, regarding Design U.S. Appl. No. 29/399,897.

Office Action mailed Jul. 23, 2012, by the USPTO, regarding Design U.S. Appl. No. 29/411,974.

Office Action mailed Nov. 6, 2012, by the USPTO, regarding Design U.S. Appl. No. 29/411,974.

Notice of Allowance mailed Jan. 10, 2013, by the USPTO, regarding Design U.S. Appl. No. 29/411,974.

Notice of Allowance mailed Jan. 18, 2013, by the USPTO, regarding Design U.S. Appl. No. 29/419,417.

Notice of Allowance mailed Jan. 23, 2013, by the USPTO, regarding Design U.S. Appl. No. 29/419,425.

Notice of Allowance mailed Apr. 12, 2013, by the USPTO, regarding Design U.S. Appl. No. 29/420,822.

Search Report, dated Oct. 31, 2005, from the UK Patent Office regarding App No. GB0516137.7.

Search Report, dated Jan. 18, 2005, from the UK Patent Office regarding App No. GB0424019.8.

Examination Report issued by Intellectual Property India, dated Aug. 31, 2012, regarding Indian Design Application No. 246713.

Examination Report issued by Intellectual Property India, dated Mar. 28, 2013, regarding Indian Design Application No. 246713.

Examination Report issued by Intellectual Property India, dated Sep. 14, 2012, regarding Indian Design Application No. 246712.

Examination Report issued by Intellectual Property India, dated Jan. 3, 2013, regarding Indian Design Application No. 248994.

Canadian Examiner's Report issued by the CIPO, dated Jan. 10, 2013, regarding App No. 146,660.

International Preliminary Report on Patentability, issued Dec. 19, 2012, by the International Bureau of WIPO, in connection with International Application No. PCT/US2011/040960.

International Search Report and Written Opinion, mailed Nov. 1, 2011, by the ISA/US, in connection with International Application No. PCT/US2011/040960.

International Search Report and Written Opinion, mailed Jul. 20, 2012, by the ISA/KR, in connection with International Application No. PCT/US2011/063946.

International Search Report and Written Opinion, mailed Jul. 20, 2012, by the ISA/KR, in connection with International Application No. PCT/US2011/063968.

International Search Report and Written Opinion, mailed Jun. 29, 2012, by the ISA/US, in connection with International Application No. PCT/US2012/034397.

Co-pending U.S. Appl. No. 29/461,771, filed Jul. 26, 2013.

International Search Report and Written Opinion issued Apr. 8, 2013, by the ISA/US, regarding PCT/US2013/024172.

Notice of Allowance mailed Jul. 26, 2013, by the USPTO, regarding U.S. Appl. No. 29/445,736.

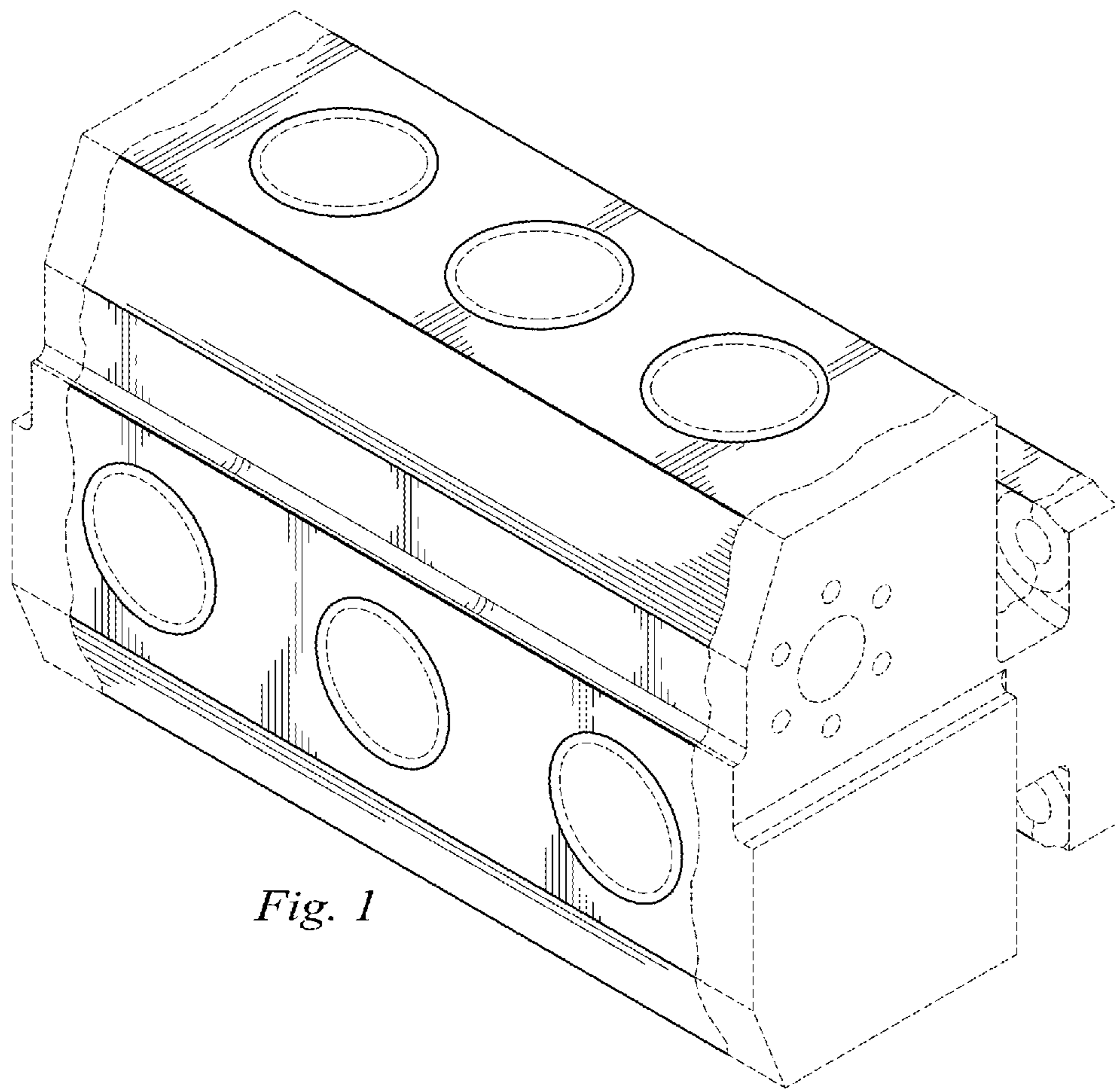
Office Action mailed Aug. 14, 2013, by the USPTO regarding U.S. Appl. No. 13/314,745.

Office Action mailed Aug. 14, 2013, by the USPTO, regarding U.S. Appl. No. 13/849,228.

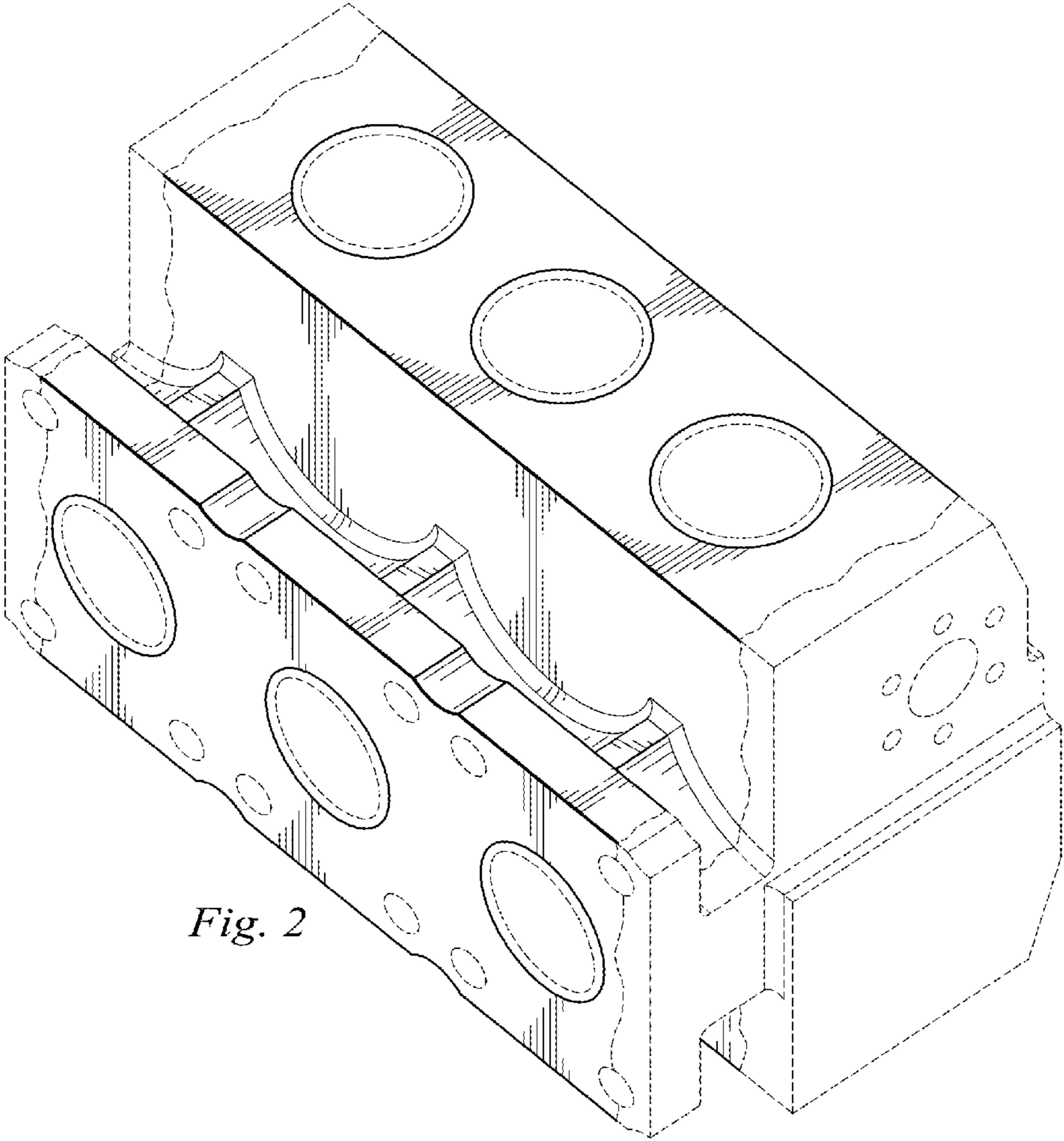
Office Action mailed Jul. 17, 2013, by the USPTO, regarding U.S. Appl. No. 29/420,822.

Office Action mailed Jul. 22, 2013, by the USPTO, regarding U.S. Appl. No. 13/314,831.

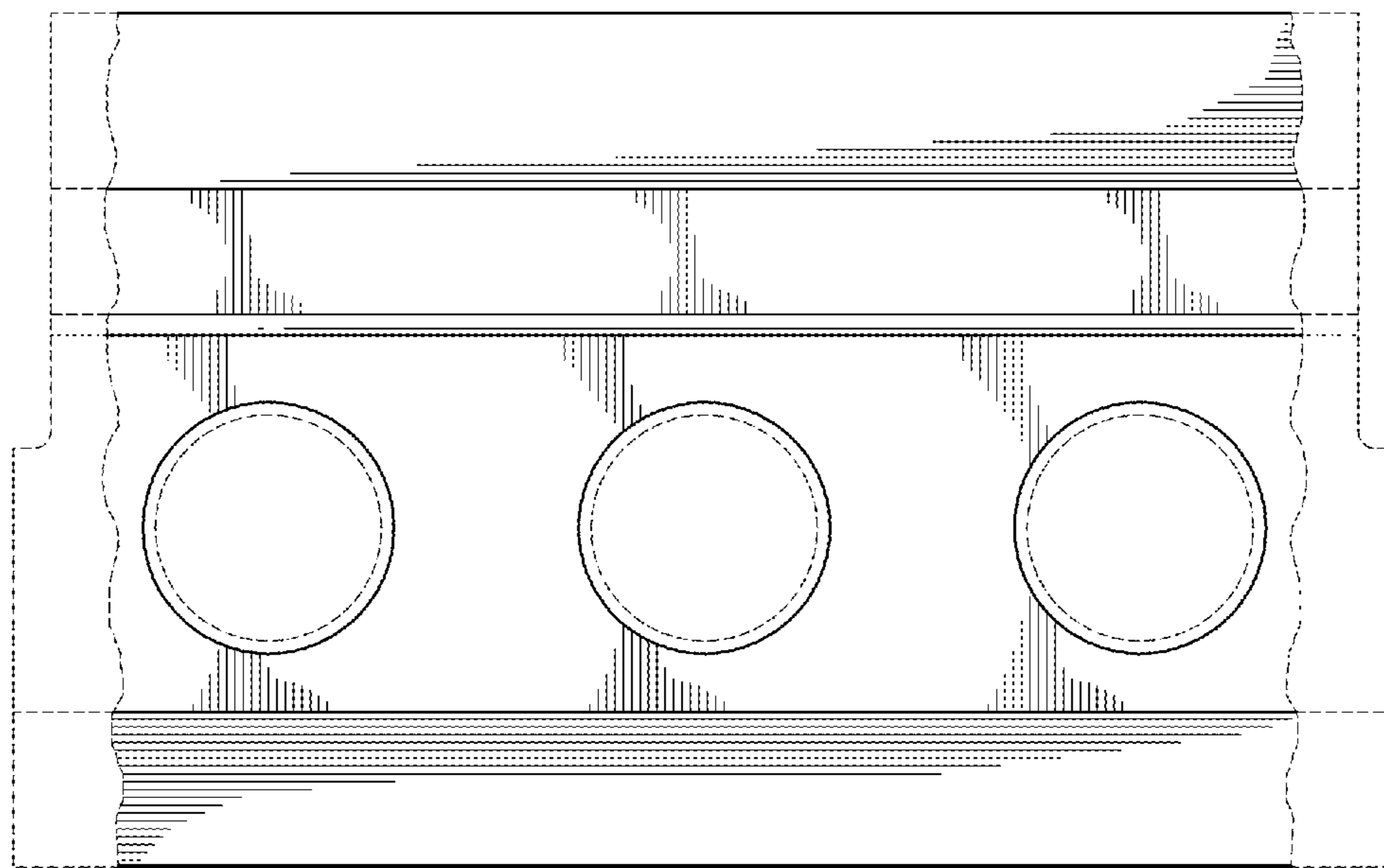
\* cited by examiner



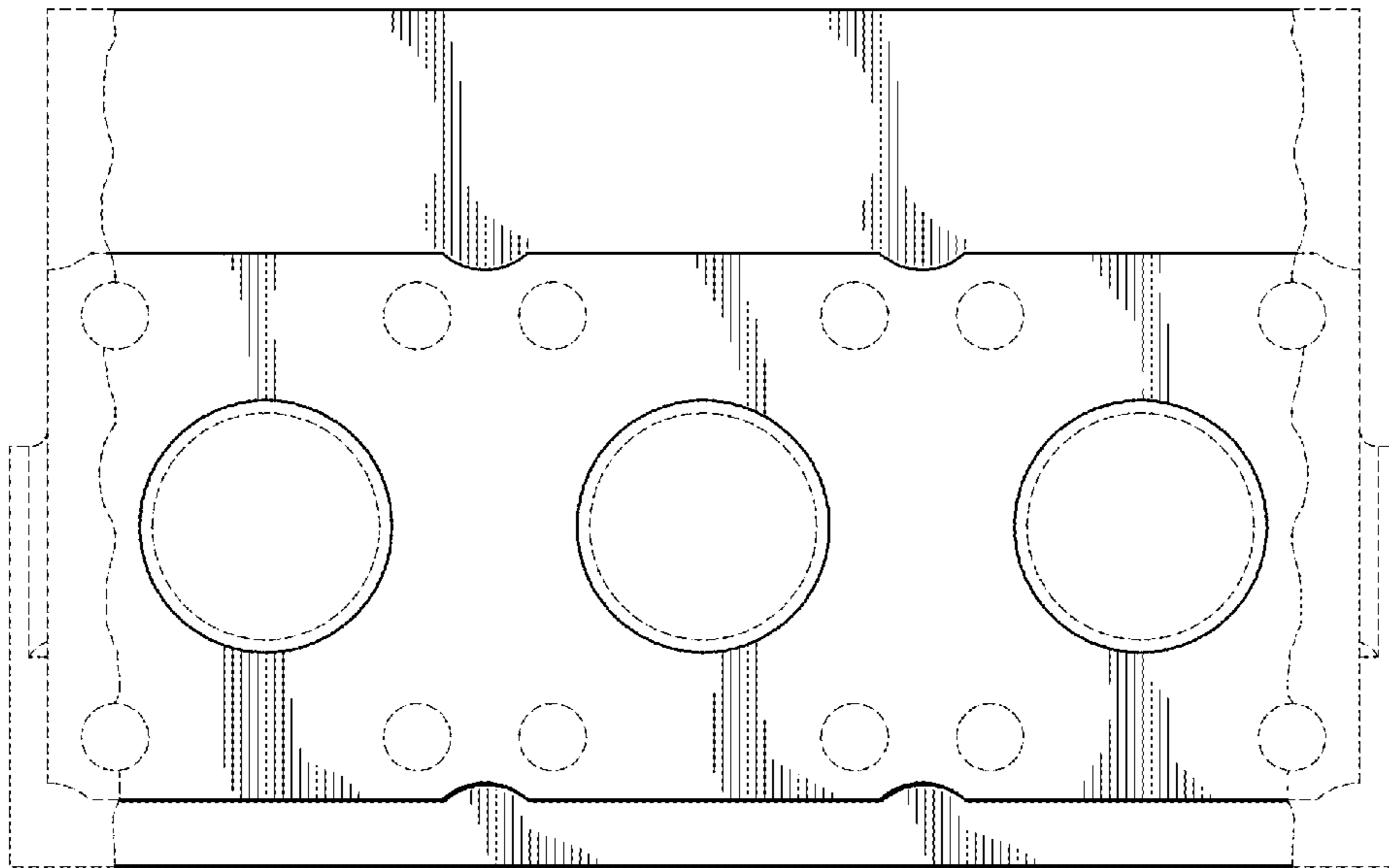
*Fig. 1*



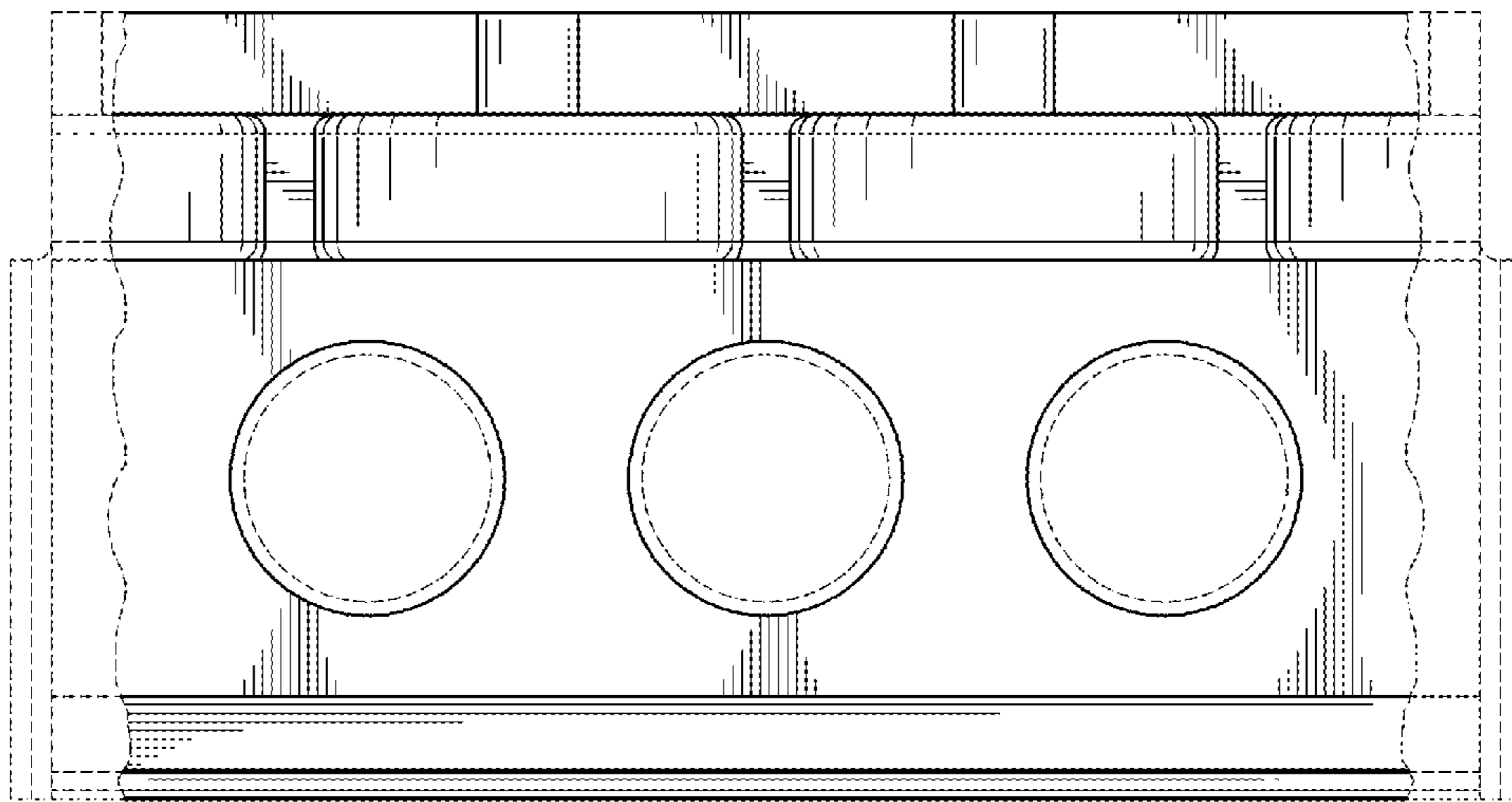
*Fig. 2*



*Fig. 3*

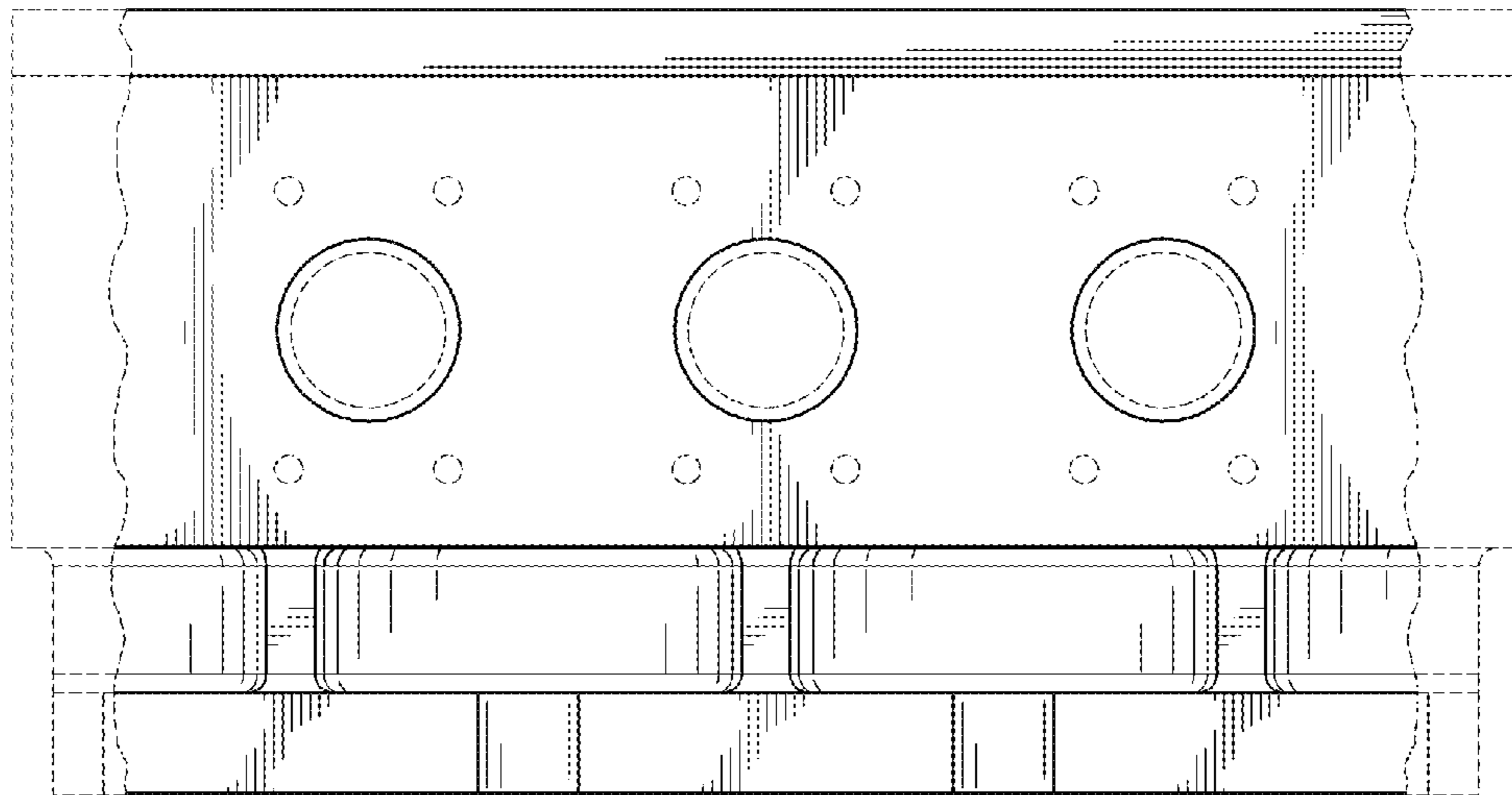


*Fig. 4*



*Fig. 5*





*Fig. 6*

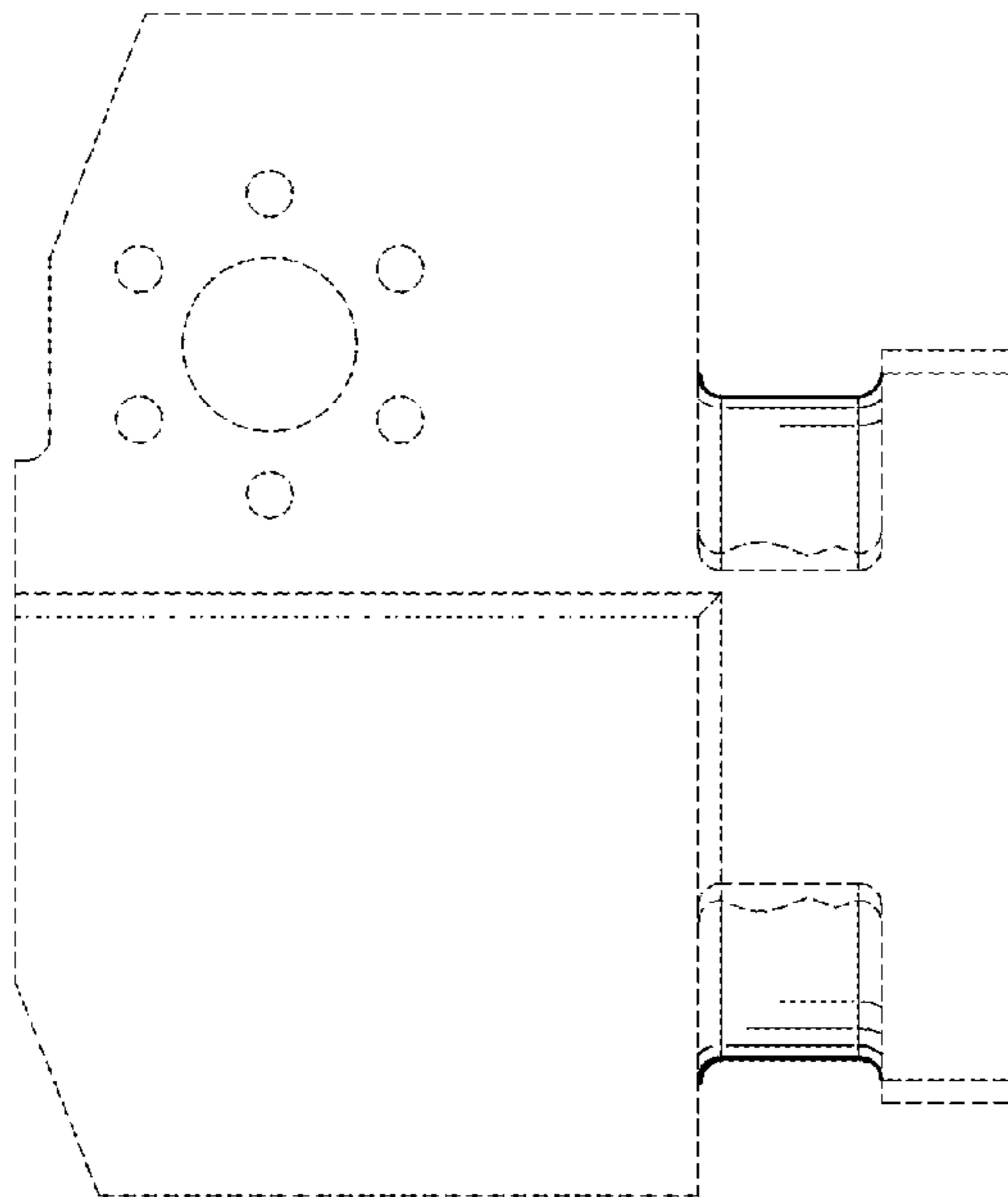


Fig. 7

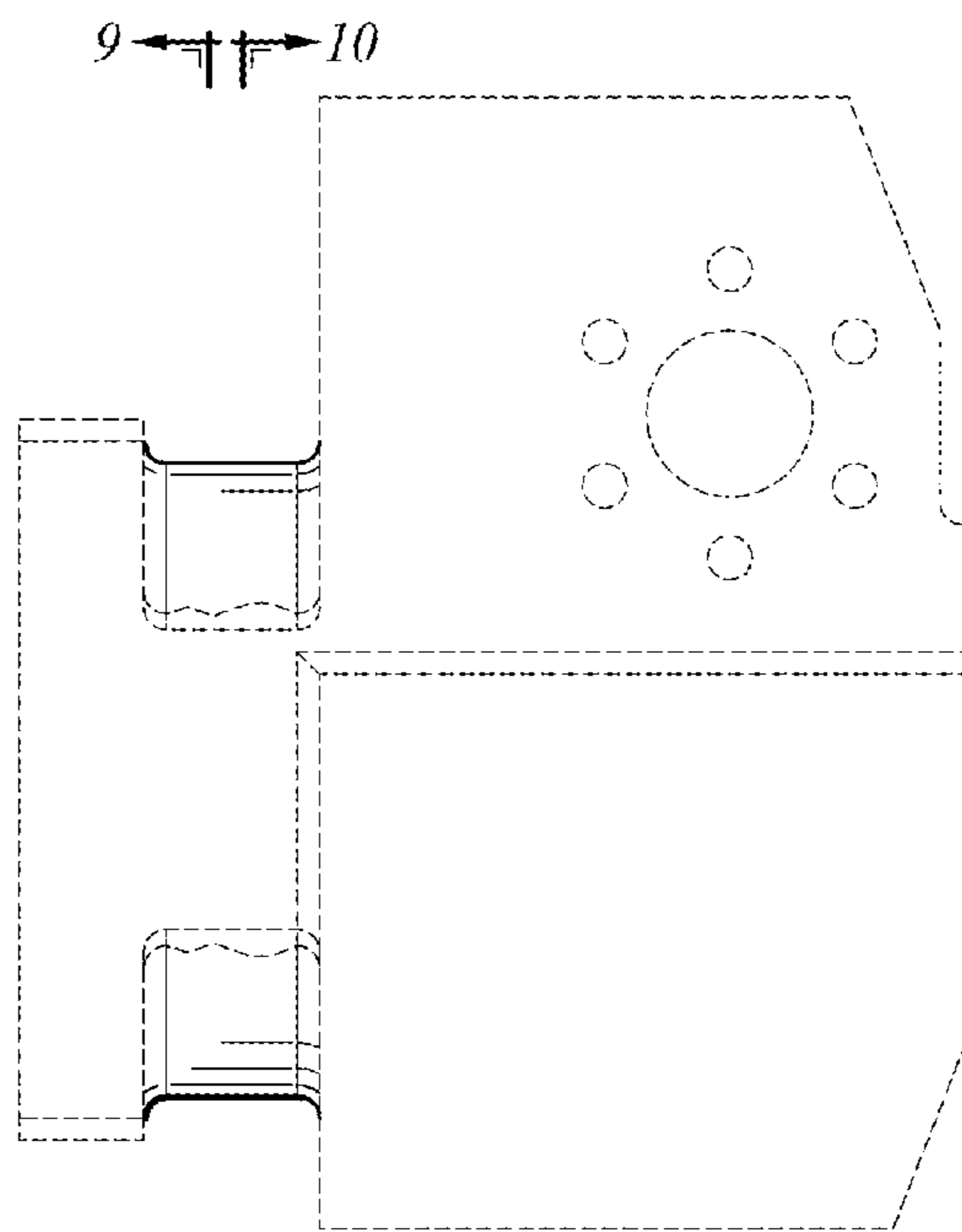
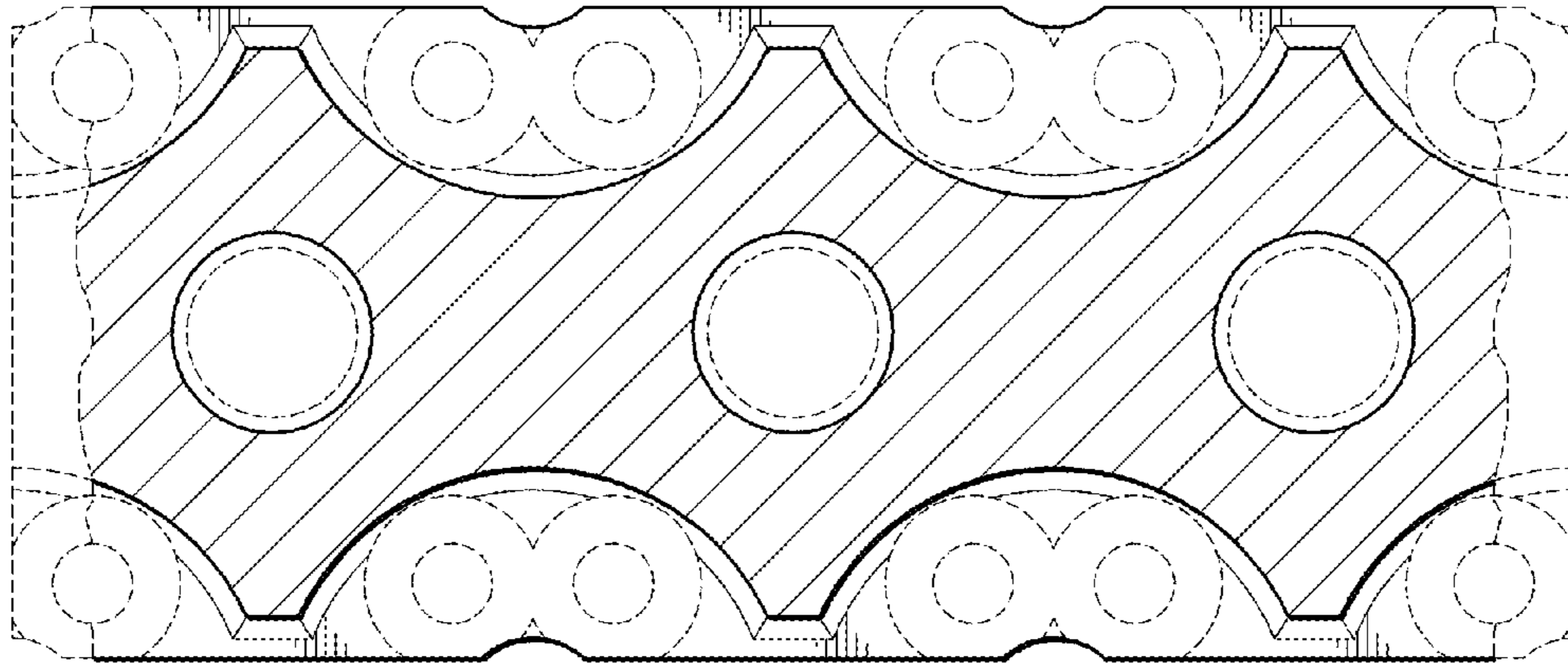
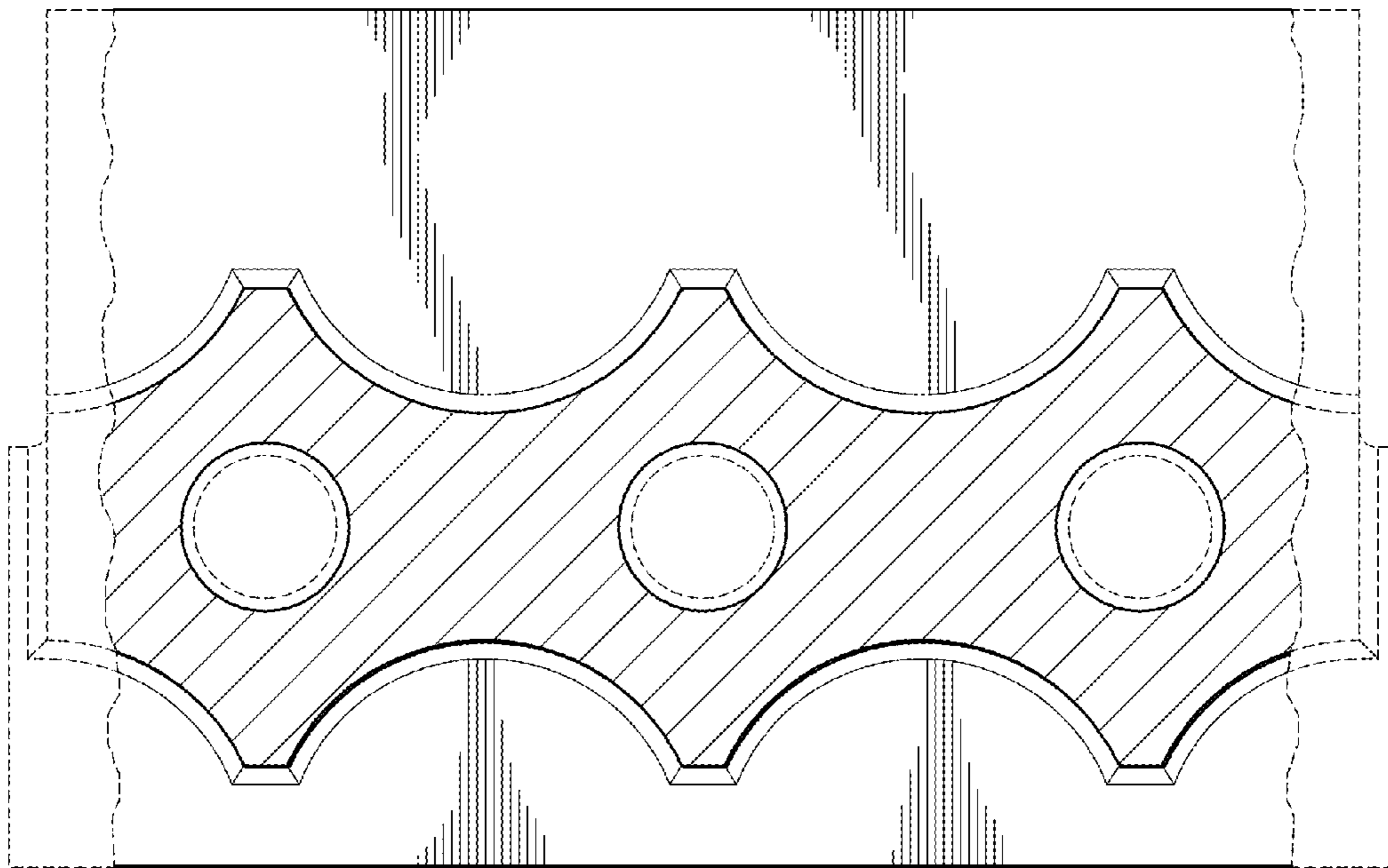


Fig. 8



*Fig. 9*



*Fig. 10*