



US00D705815S

(12) **United States Design Patent**
Green

(10) **Patent No.:** **US D705,815 S**

(45) **Date of Patent:** **** May 27, 2014**

(54) **DVD PLAYER**

(71) Applicant: **Eric Devine Green**, Gresham, OR (US)

(72) Inventor: **Eric Devine Green**, Gresham, OR (US)

(**) Term: **14 Years**

(21) Appl. No.: **29/437,235**

(22) Filed: **Nov. 14, 2012**

(51) **LOC (10) Cl.** **14-03**

(52) **U.S. Cl.**
USPC **D14/509**

(58) **Field of Classification Search**
USPC D9/430, 431, 435; D13/103, 108;
D14/138 R, 138 AA, 138 C, 138 G, 139,
D14/140.1, 155, 157, 170, 171, 183, 188,
D14/195, 216, 250, 258, 315-327, 348, 353,
D14/363-368, 444, 478-480, 498-507,
D14/510; D16/219, 221; 360/99.02, 99.07;
369/75.11, 75.21, 77.11, 77.21;
455/90, 100, 128; 720/601, 612, 619,
720/655

See application file for complete search history.

(56) **References Cited**

U.S. PATENT DOCUMENTS

D456,807 S * 5/2002 Floyd D14/363
D476,893 S * 7/2003 Pinnavaia D9/454
D536,975 S * 2/2007 Smith et al. D9/449

D585,898 S * 2/2009 Skurdal D14/434
D590,391 S * 4/2009 Sumii D14/356
D671,528 S * 11/2012 Fathollahi D14/216
D693,869 S * 11/2013 Asano D16/219
D694,182 S * 11/2013 Lee et al. D13/108
D695,613 S * 12/2013 Miranda De Araujo
et al. D9/449
D697,475 S * 1/2014 Regole D13/108
2004/0118715 A1 * 6/2004 Granick 206/308.1
2008/0134222 A1 * 6/2008 Kawabe et al. 720/601

* cited by examiner

Primary Examiner — Prabhakar Deshmukh

Assistant Examiner — Janice Lim

(57) **CLAIM**

The ornamental design for a DVD player, as shown and described.

DESCRIPTION

FIG. 1 is a front perspective view of the DVD player;
FIG. 2 is a top view of the DVD player;
FIG. 3 is front view of the DVD player;
FIG. 4 is a bottom view of the DVD player;
FIG. 5 is a left-side view of the DVD player;
FIG. 6 is a right-side view of the DVD player; and,
FIG. 7 is a back view of the DVD player.
The broken line portion of FIG. 7 is included to show unclaimed internal subject matter only and forms no part of the claimed design.

1 Claim, 3 Drawing Sheets

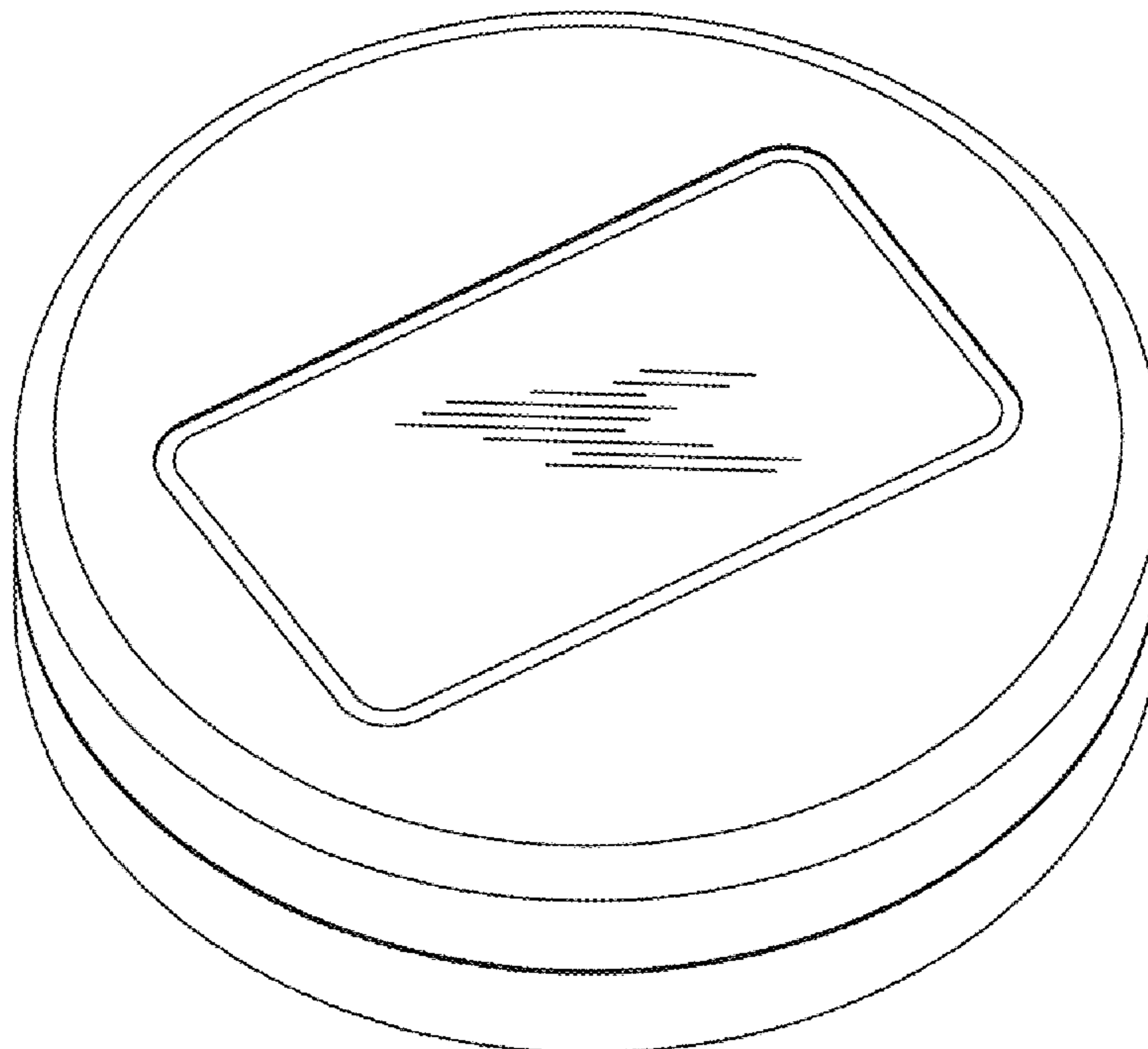


FIG. 1


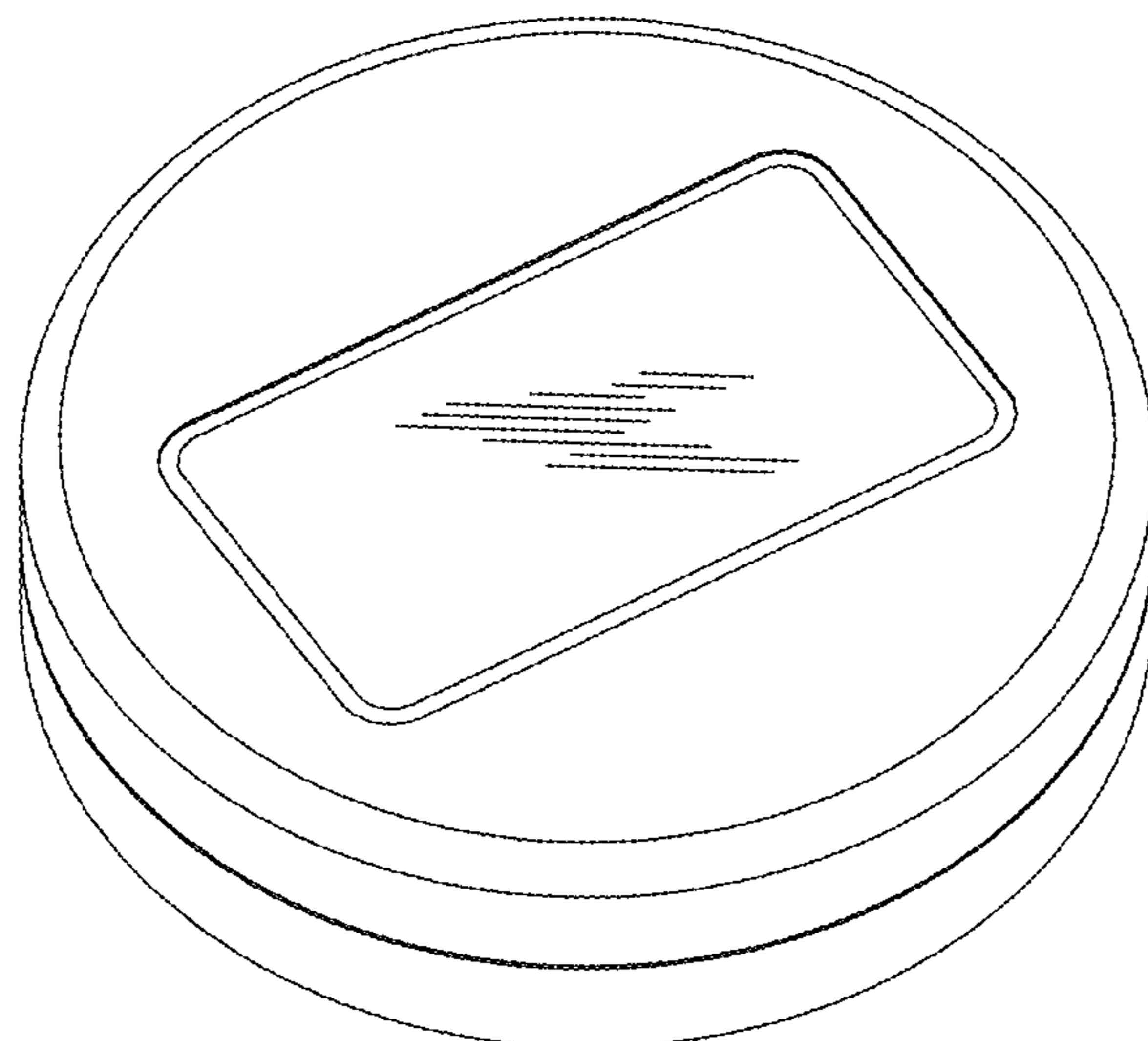


FIG. 2

FIG. 3





FIG. 4

FIG. 5

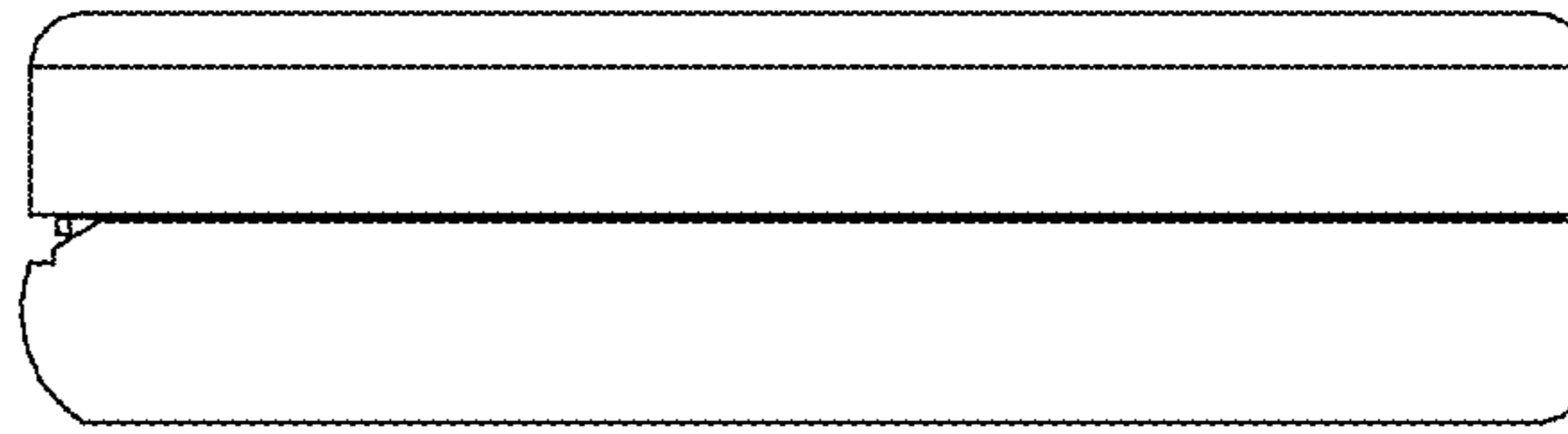


FIG. 6




FIG. 7

