



US00D705814S

(12) **United States Design Patent**  
**Liberti et al.**

(10) **Patent No.:** **US D705,814 S**

(45) **Date of Patent:** **\*\* May 27, 2014**

(54) **DEVICE CASE**

(71) Applicant: **R.J. Reynolds Tobacco Company**,  
Winston-Salem, NC (US)

(72) Inventors: **Michael Andrew Liberti**, Clemmons,  
NC (US); **Quentin Paul Guenther, Jr.**,  
Winston-Salem, NC (US)

(73) Assignee: **R.J. Reynolds Tobacco Company**,  
Winston-Salem, NC (US)

(\*\*) Term: **14 Years**

(21) Appl. No.: **29/471,264**

(22) Filed: **Oct. 30, 2013**

(51) **LOC (10) Cl.** ..... **14-03**

(52) **U.S. Cl.**

USPC ..... **D14/507**

(58) **Field of Classification Search**

USPC ..... D9/430, 431, 435; D13/103, 108;  
D14/138 R, 138 AA, 138 C, 138 G, 139,  
D14/140.1, 155, 157, 170, 171, 183, 188,  
D14/195, 216, 250, 258, 315-327, 348, 353,  
D14/363-368, 444, 478-480, 498-507,  
D14/510; D16/219, 221; 360/99.02, 99.07;  
369/75.11, 75.21, 77.11, 77.21;  
455/90, 100, 128; 720/601, 612, 619,  
720/649, 655

See application file for complete search history.

(56) **References Cited**

**U.S. PATENT DOCUMENTS**

D377,934 S \* 2/1997 Vondrak et al. .... D14/138 AA  
D519,523 S \* 4/2006 Chiu et al. .... D14/203.7

D534,153 S \* 12/2006 Naruki ..... D14/203.7  
D597,547 S \* 8/2009 Smith ..... D14/411  
D639,808 S \* 6/2011 Smith ..... D14/411  
D671,107 S \* 11/2012 Rothbaum et al. .... D14/250  
D679,699 S \* 4/2013 Piedra et al. .... D14/250  
2008/0179113 A1 \* 7/2008 Carlson et al. .... 178/19.01  
2010/0124040 A1 \* 5/2010 Diebel et al. .... 361/816

\* cited by examiner

*Primary Examiner* — Prabhakar Deshmukh

*Assistant Examiner* — Janice Lim

(74) *Attorney, Agent, or Firm* — Womble Carlyle Sandridge  
& Rice, LLP

(57) **CLAIM**

The ornamental design for a device case, as shown and described.

**DESCRIPTION**

FIG. 1 is a bottom, front perspective view of a device case showing our new design;

FIG. 2 is a top, front perspective view thereof;

FIG. 3 is a front view thereof;

FIG. 4 is a bottom, rear perspective view thereof;

FIG. 5 is a top, rear perspective view thereof;

FIG. 6 is a rear view thereof;

FIG. 7 is a bottom end view thereof;

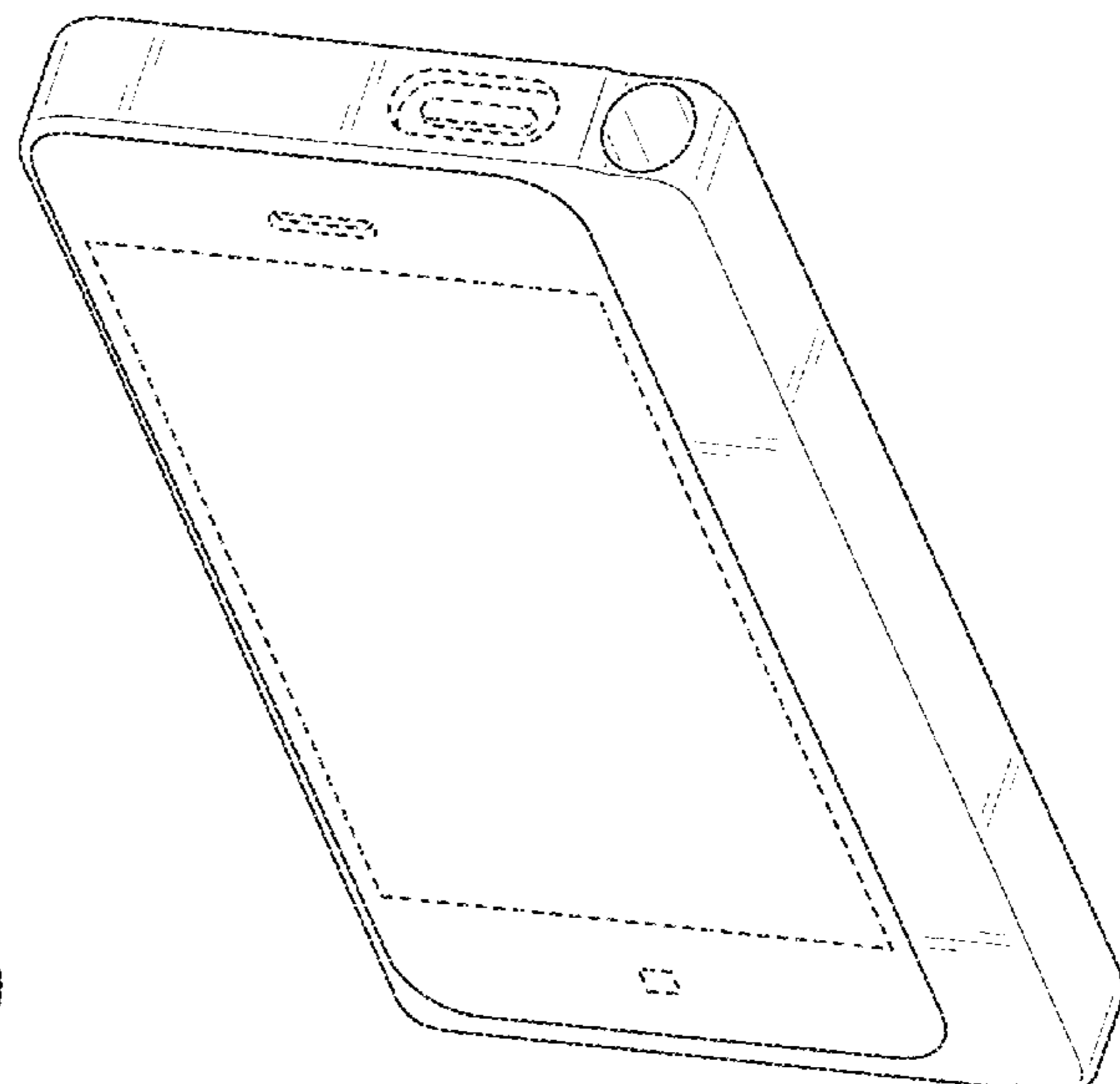
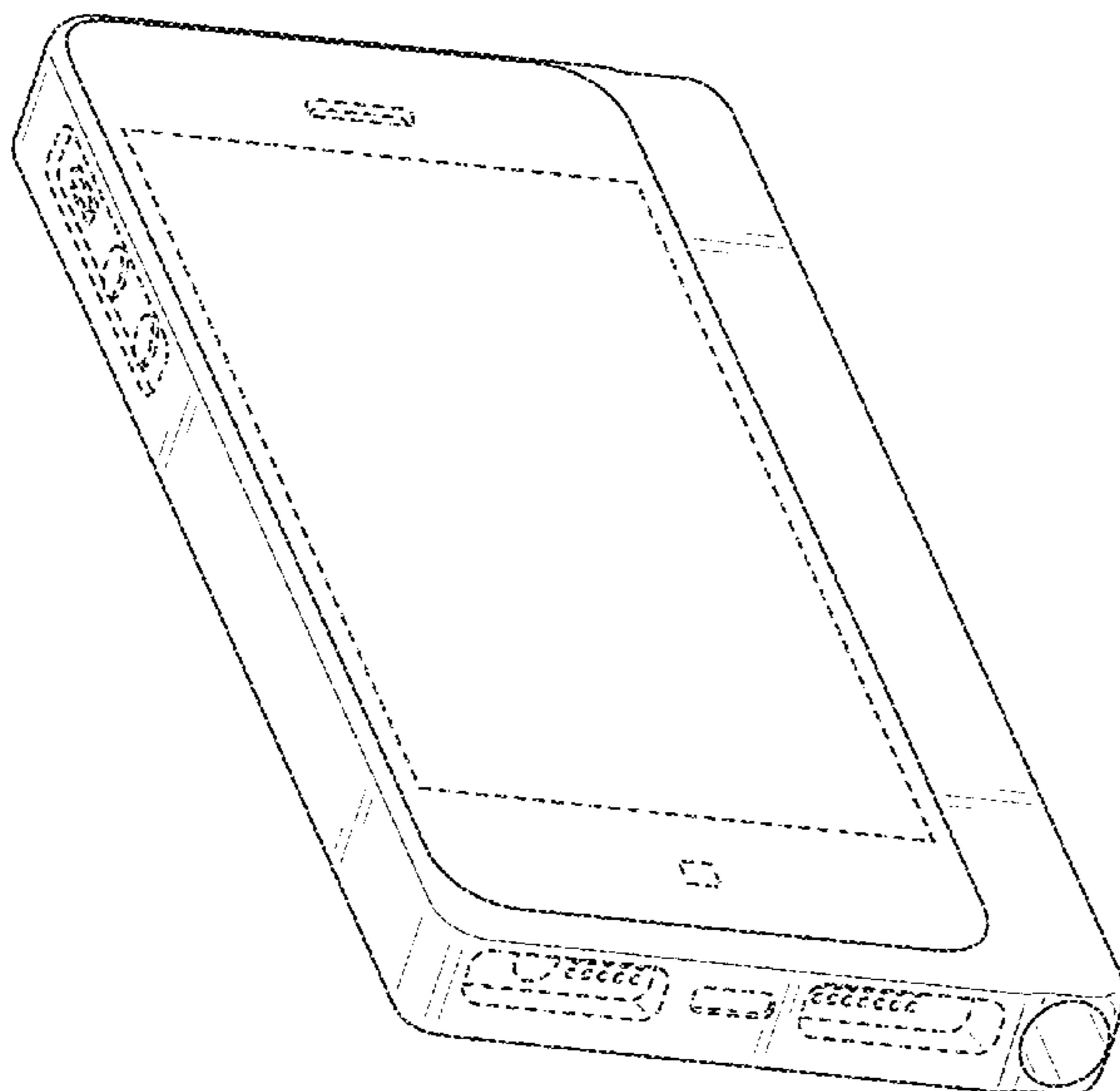
FIG. 8 is a top end view thereof;

FIG. 9 is a side view thereof; and,

FIG. 10 is an opposing side view thereof.

The broken lines shown herein depict environmental subject matter only and form no part of the claimed design.

**1 Claim, 8 Drawing Sheets**



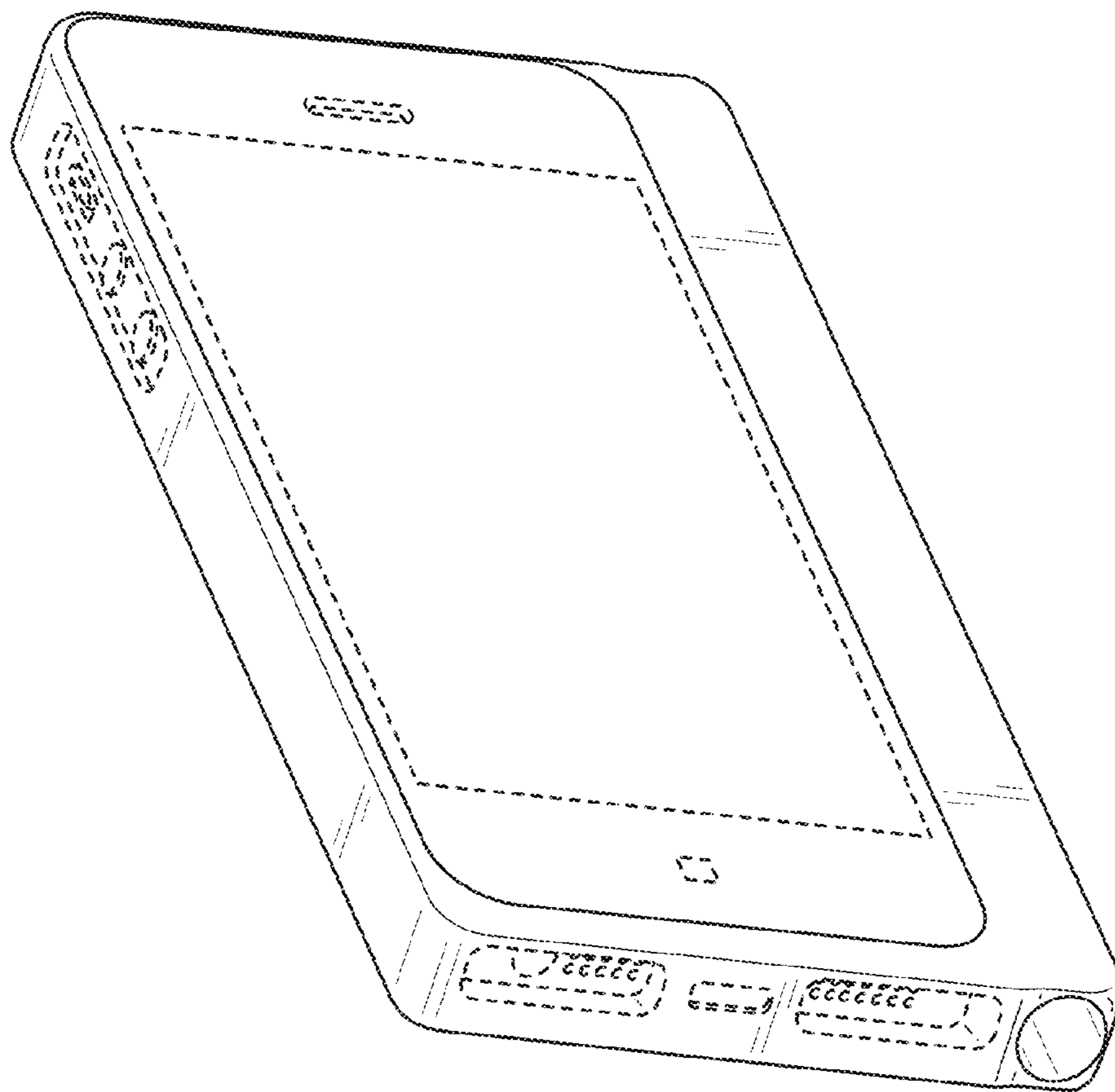


FIG. 1

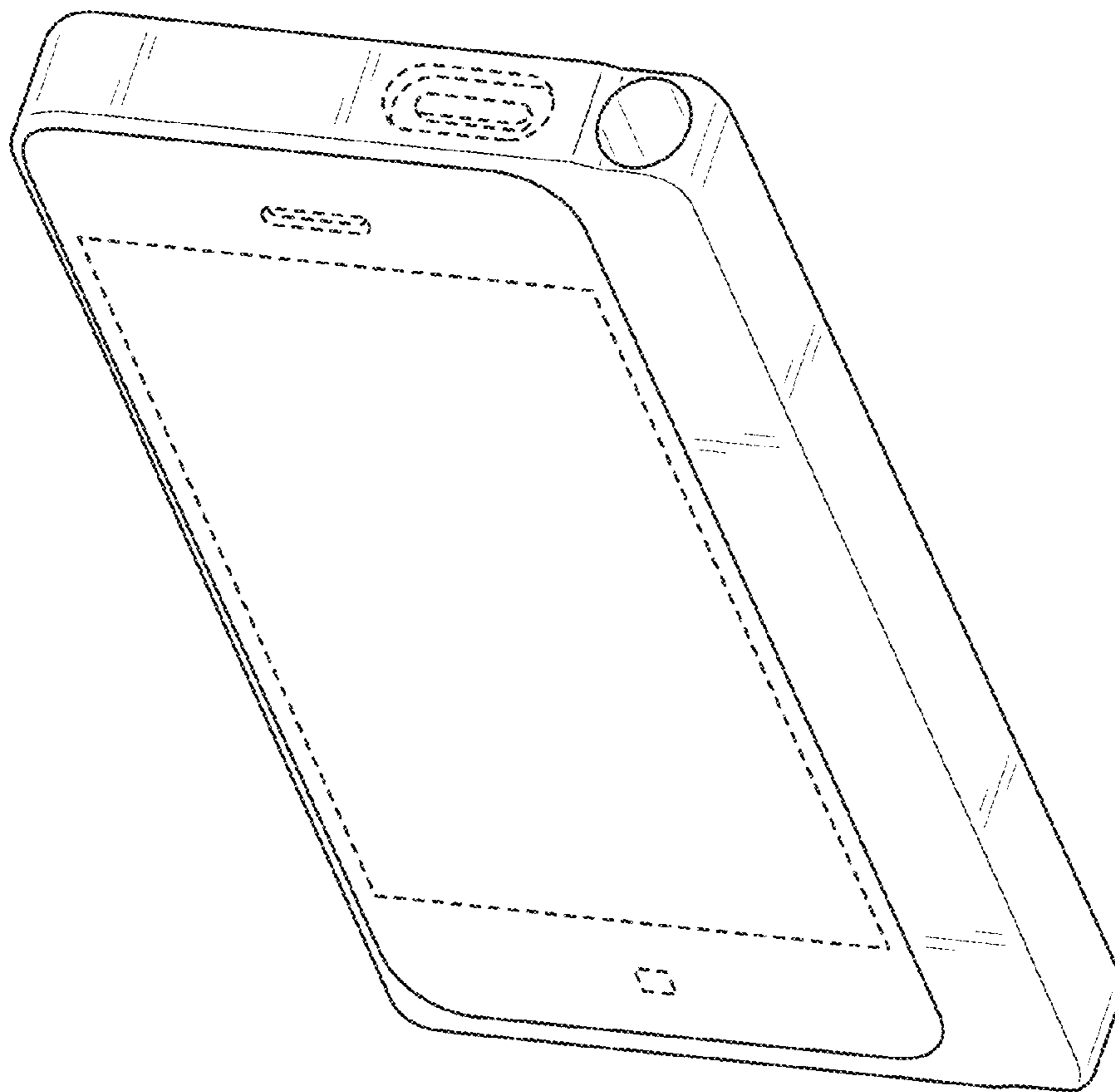


FIG. 2




FIG. 3

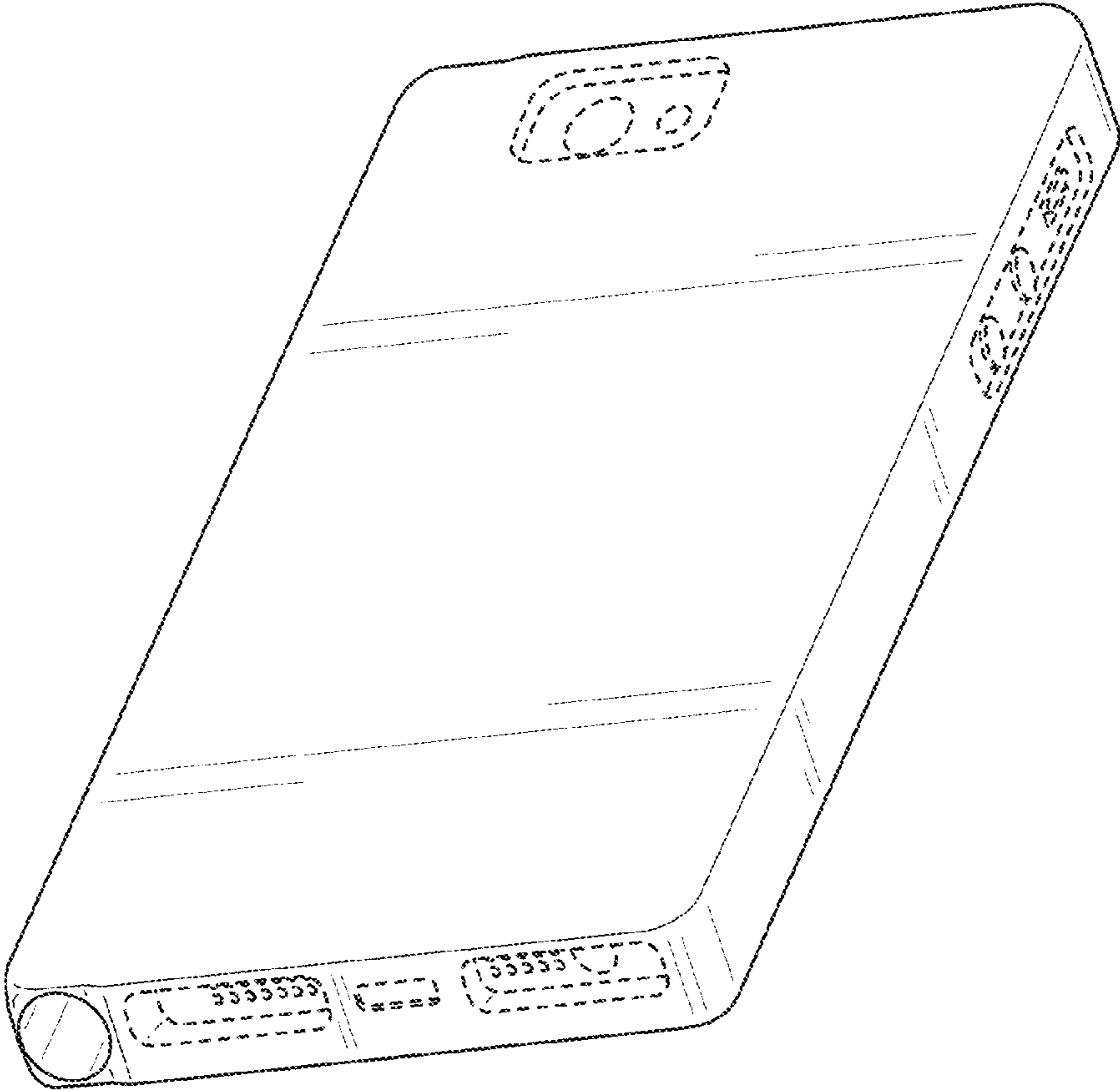


FIG. 4

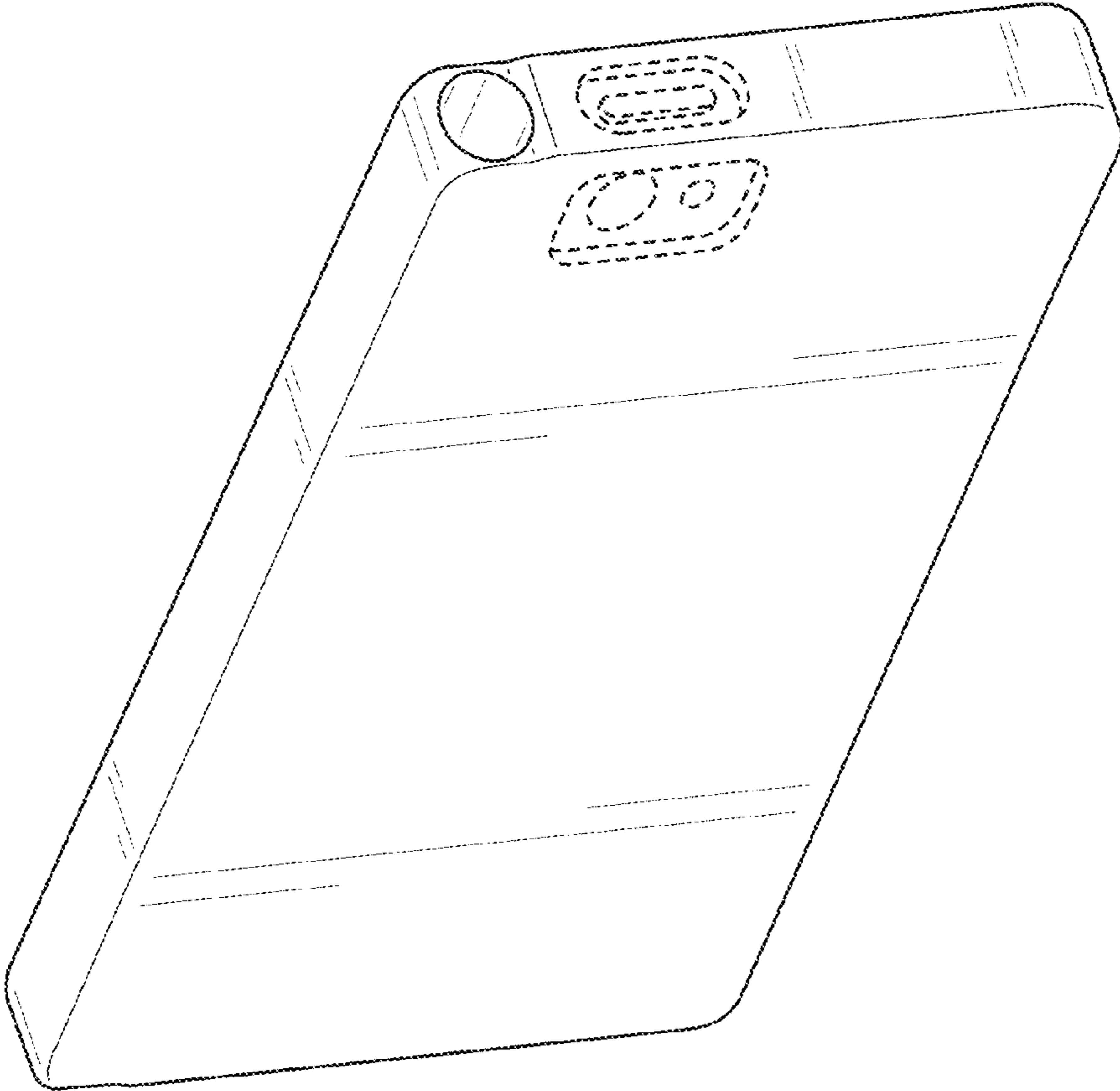


FIG. 5




FIG. 6



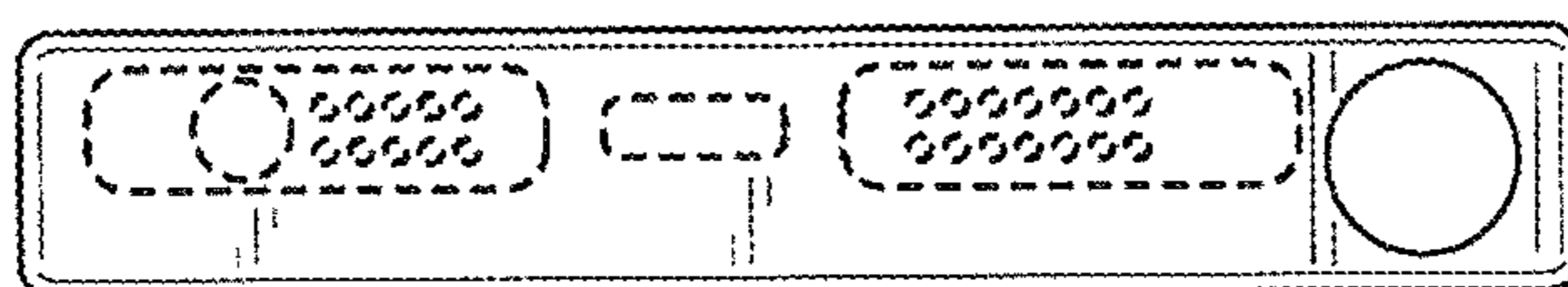


FIG. 7

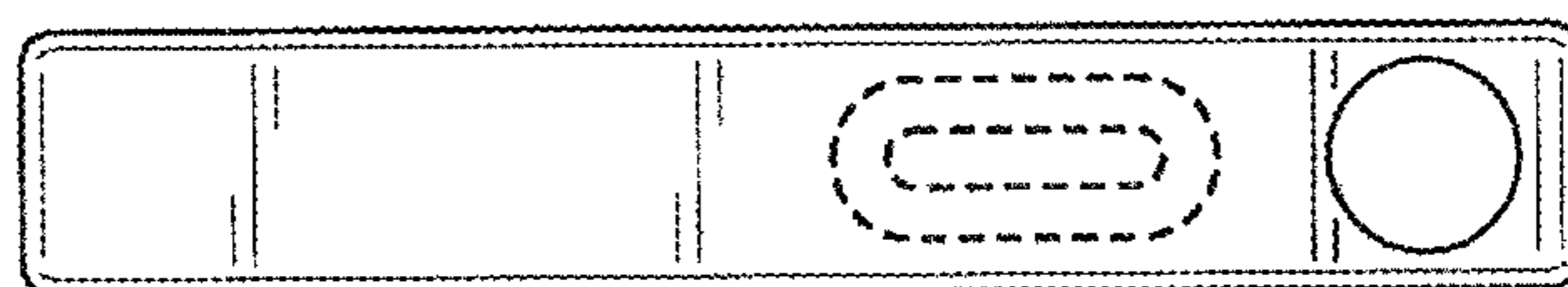


FIG. 8



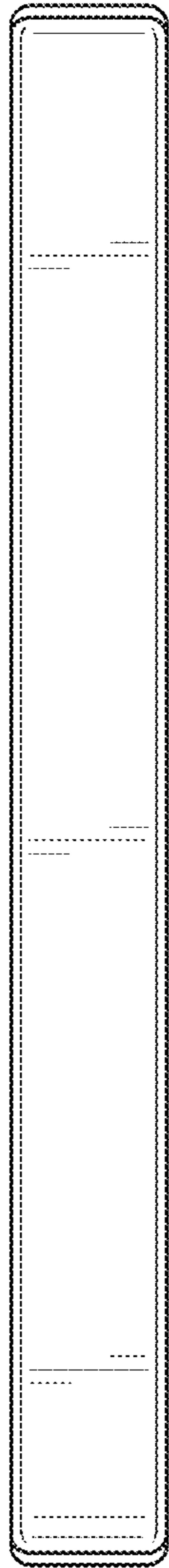


FIG. 9




FIG. 10