



US00D705804S

(12) **United States Design Patent**  
**Arnold et al.**

(10) **Patent No.:** **US D705,804 S**  
(45) **Date of Patent:** **\*\* May 27, 2014**

(54) **DISPLAY SCREEN WITH ANIMATED GRAPHICAL USER INTERFACE**

D535,999 S \* 1/2007 Armstrong et al. .... D14/489  
D558,222 S \* 12/2007 Armstrong et al. .... D14/492  
D568,335 S \* 5/2008 Armstrong et al. .... D14/489

(75) Inventors: **Jeffery G. Arnold**, Sammamish, WA (US); **Chad Michael Roberts**, Snohomish, WA (US); **Josh Phillips**, Seattle, WA (US); **Christopher Alan Glein**, Seattle, WA (US); **Joseph Spencer King**, Seattle, WA (US); **Brady J. Brayley Voss**, Kenmore, WA (US); **Jeremiah Whitaker**, Shoreline, WA (US)

(Continued)

*Primary Examiner* — Karen S Acker

(74) *Attorney, Agent, or Firm* — Banner & Witcoff, Ltd.

(57) **CLAIM**

The ornamental design for a display screen with animated graphical user interface, as shown and described.

**DESCRIPTION**

FIG. 1 is the first image in a sequence of a display screen with animated graphical user interface showing the new design; FIG. 2 is the second image thereof; FIG. 3 is the third image thereof; FIG. 4 is the fourth image thereof; FIG. 5 is the fifth image thereof; FIG. 6 is the sixth image thereof; FIG. 7 is the seventh image thereof; FIG. 8 is the eighth image thereof; FIG. 9 is the ninth image thereof; FIG. 10 is the tenth image thereof; FIG. 11 is the eleventh image thereof; FIG. 12 is the twelfth image thereof; FIG. 13 is the thirteenth image thereof; FIG. 14 is the fourteenth image thereof; FIG. 15 is the fifteenth image thereof; and, FIGS. 16-30 show the display screen with animated graphical user interface of FIGS. 1-15 on an unclaimed device. The appearance of the display screen with animated graphical user interface sequentially transitions between the images shown in FIGS. 1-15 and in FIGS. 16-30. The process or period in which one image transitions to another forms no part of the claimed design. The broken line showing of the text, remainder of the graphical user interface and the remainder of the display screen in FIGS. 1-15 and the unclaimed device having the display screen with animated graphical user interface in FIGS. 16-30 represents unclaimed environmental subject matter and forms no part of the claimed design.

(73) Assignee: **Microsoft Corporation**, Redmond, WA (US)

(\*\*) Term: **14 Years**

(21) Appl. No.: **29/425,221**

(22) Filed: **Jun. 20, 2012**

(51) **LOC (10) Cl.** ..... **04-14**

(52) **U.S. Cl.**  
USPC ..... **D14/489**

(58) **Field of Classification Search**

CPC ..... G06T 11/00; G06T 11/20; G06T 11/206;  
G06T 13/40; G06T 13/60; G06T 13/80;  
G06F 3/04817  
USPC ..... D14/485-495; D5/63; D19/5-8;  
D20/11; 345/440-442; 348/14.03;  
715/212, 215, 221, 706, 733, 763, 770,  
715/773, 777, 779, 782, 783, 786, 792, 793,  
715/809, 810, 846, 849, 867, 977, 976, 835,  
715/211

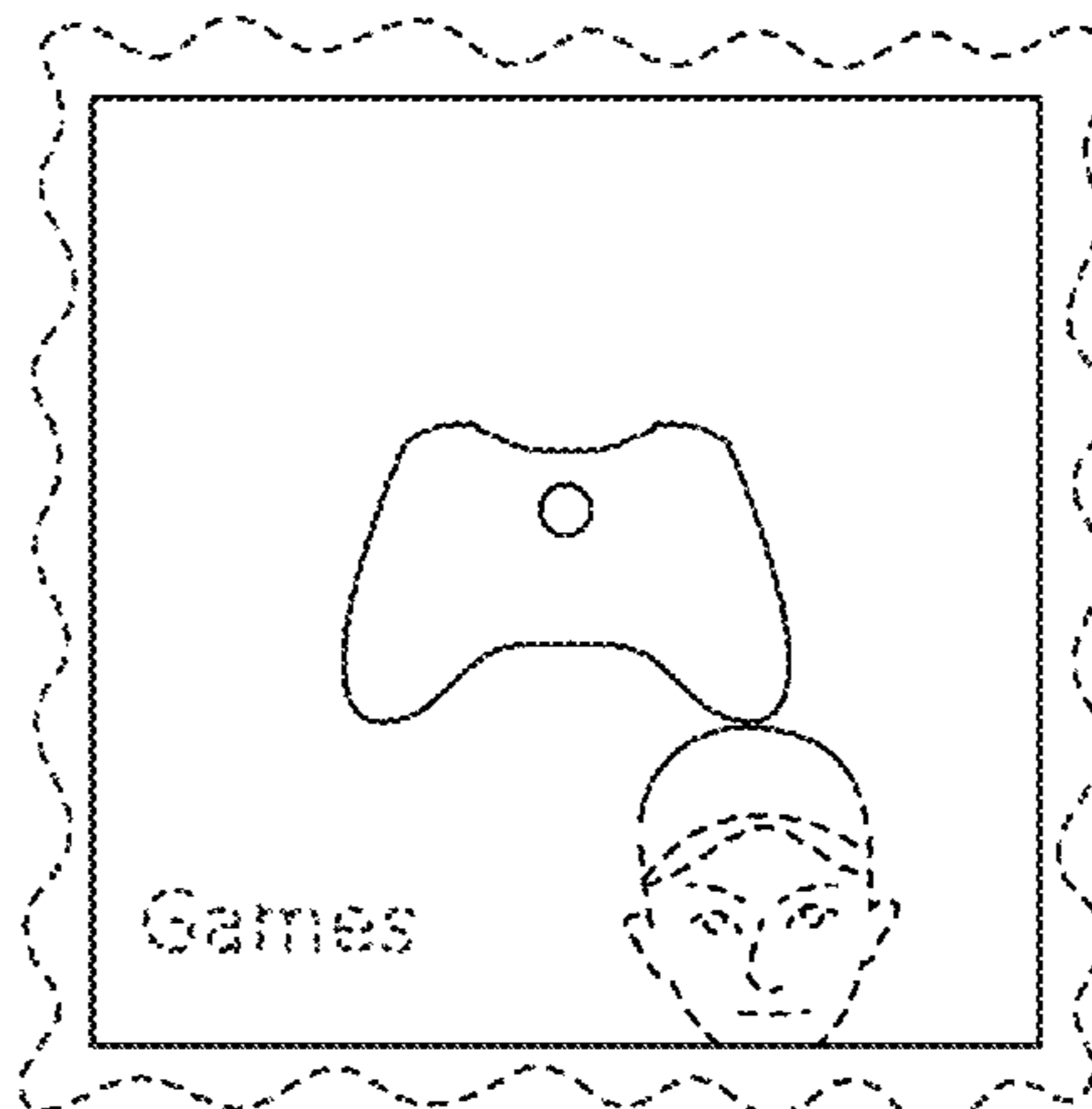
See application file for complete search history.

(56) **References Cited**

**U.S. PATENT DOCUMENTS**

5,083,201 A \* 1/1992 Ohba ..... 348/155  
7,137,075 B2 \* 11/2006 Hoshino et al. .... 715/848

**1 Claim, 30 Drawing Sheets**



# US D705,804 S

Page 2

---

(56)

## References Cited

### U.S. PATENT DOCUMENTS

D569,388 S \* 5/2008 Armstrong et al. .... D14/489  
D572,728 S \* 7/2008 Guimaraes et al. .... D14/495  
D619,596 S \* 7/2010 Maitlen et al. .... D14/485

D650,795 S \* 12/2011 Koehn ..... D14/492  
D665,415 S \* 8/2012 Gardner ..... D14/489  
D683,363 S \* 5/2013 Jung et al. .... D14/492  
D698,812 S \* 2/2014 Gardner et al. .... D14/488  
2009/0228820 A1\* 9/2009 Kim et al. .... 715/769

\* cited by examiner




FIG. 1




FIG. 2




FIG. 3




FIG. 4

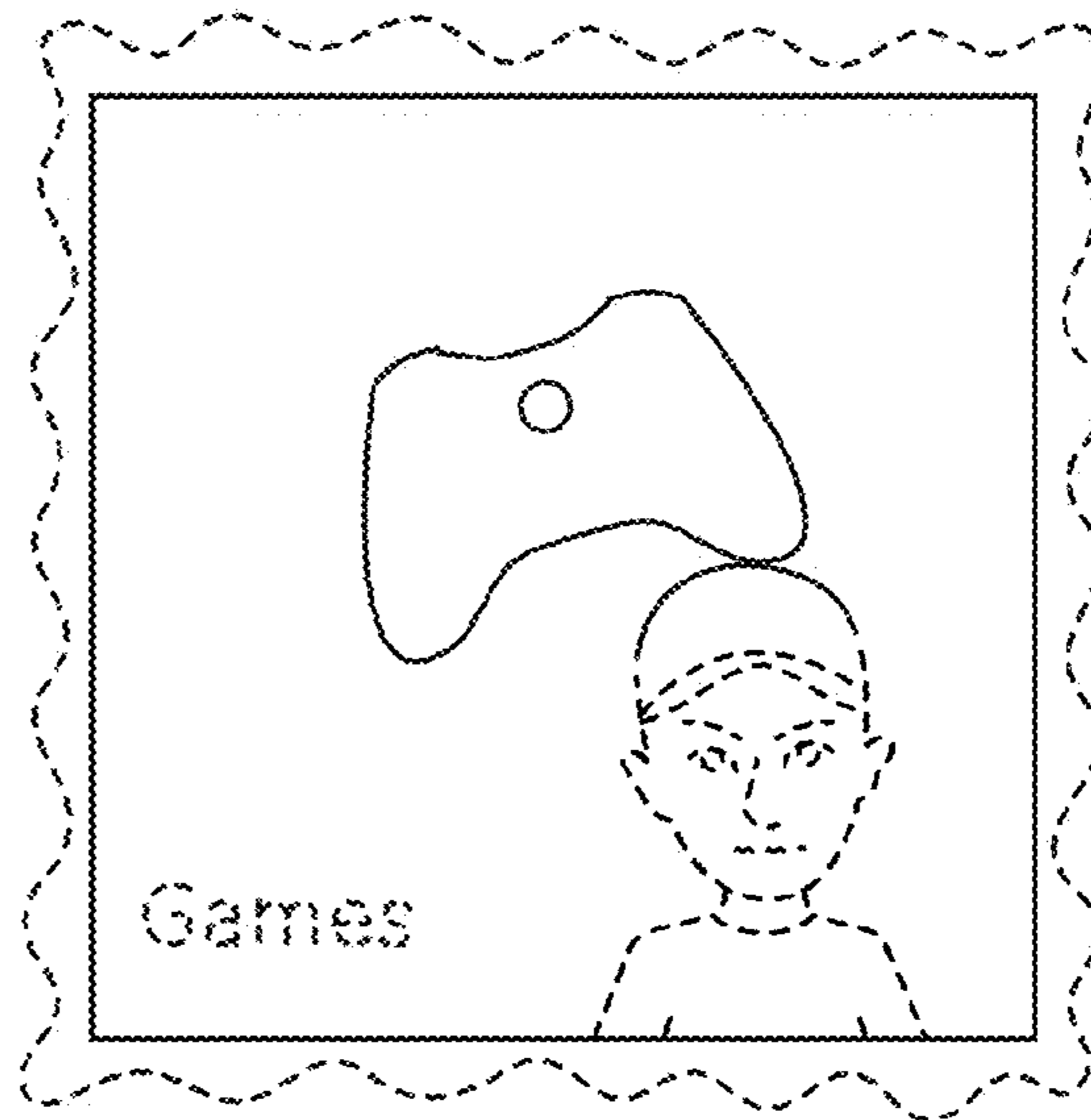


FIG. 5




FIG. 6






FIG. 7




FIG. 8




FIG. 9




FIG. 10




FIG. 11




FIG. 12




FIG. 13




FIG. 14






FIG. 15

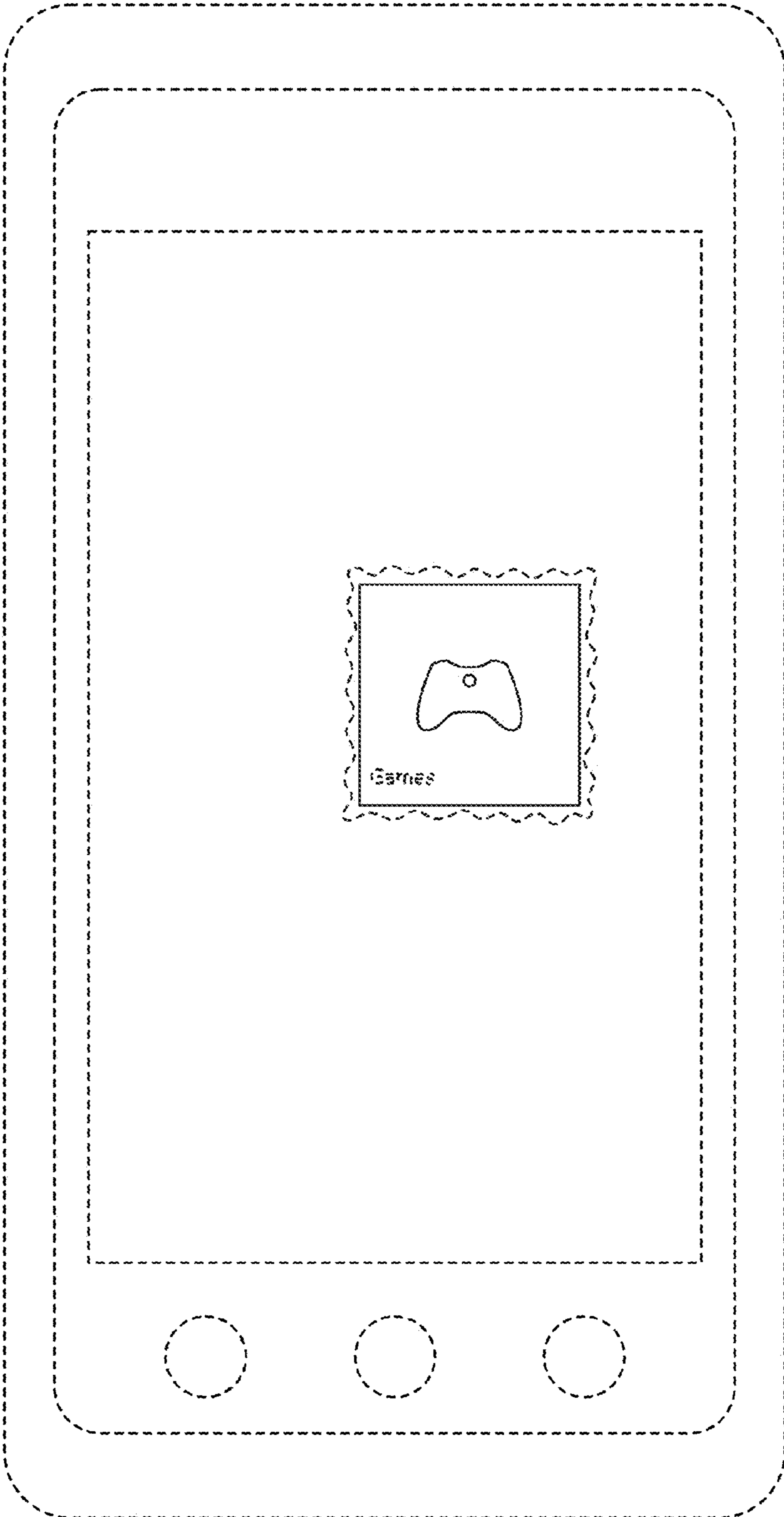


FIG. 16

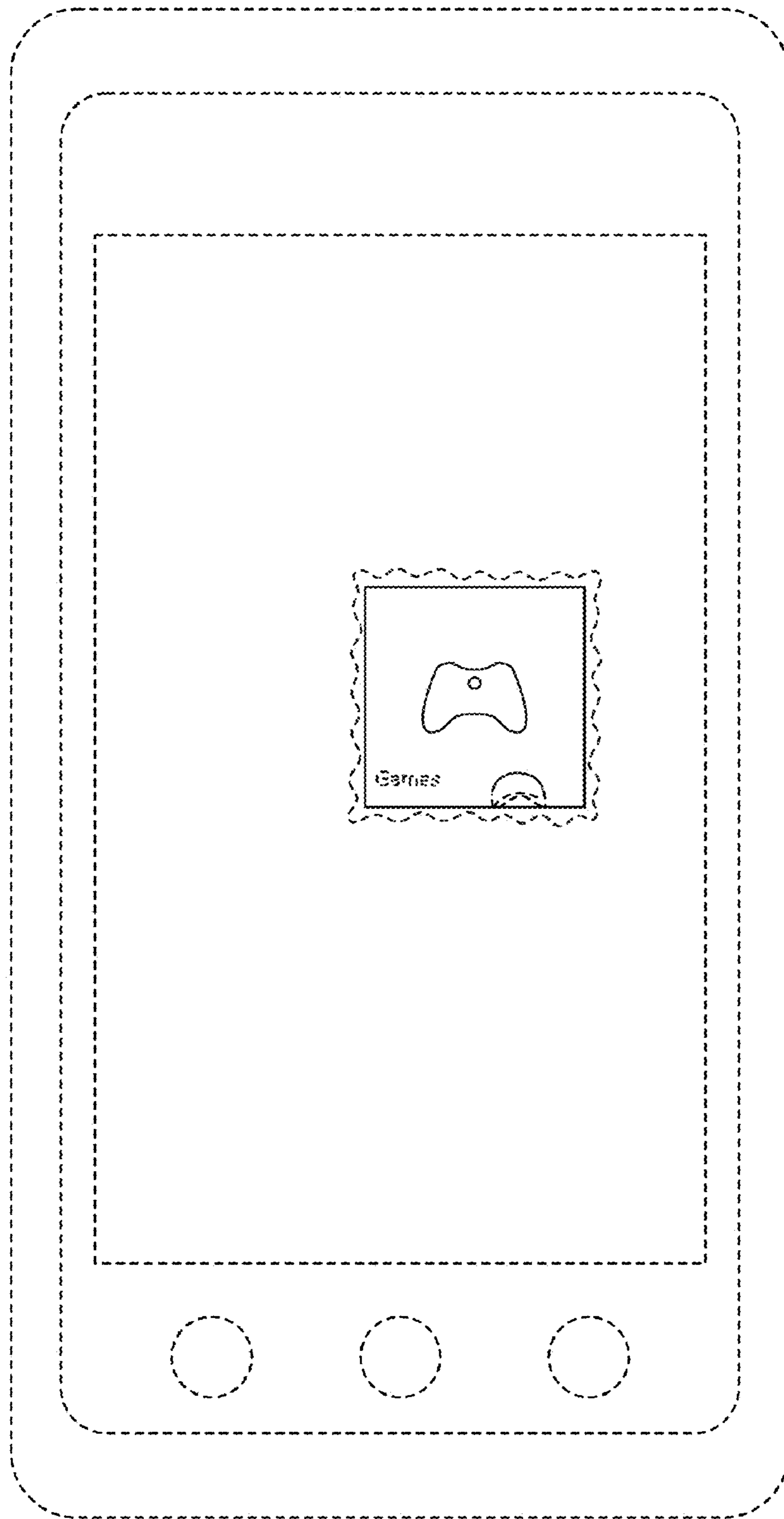


FIG. 17




FIG. 18

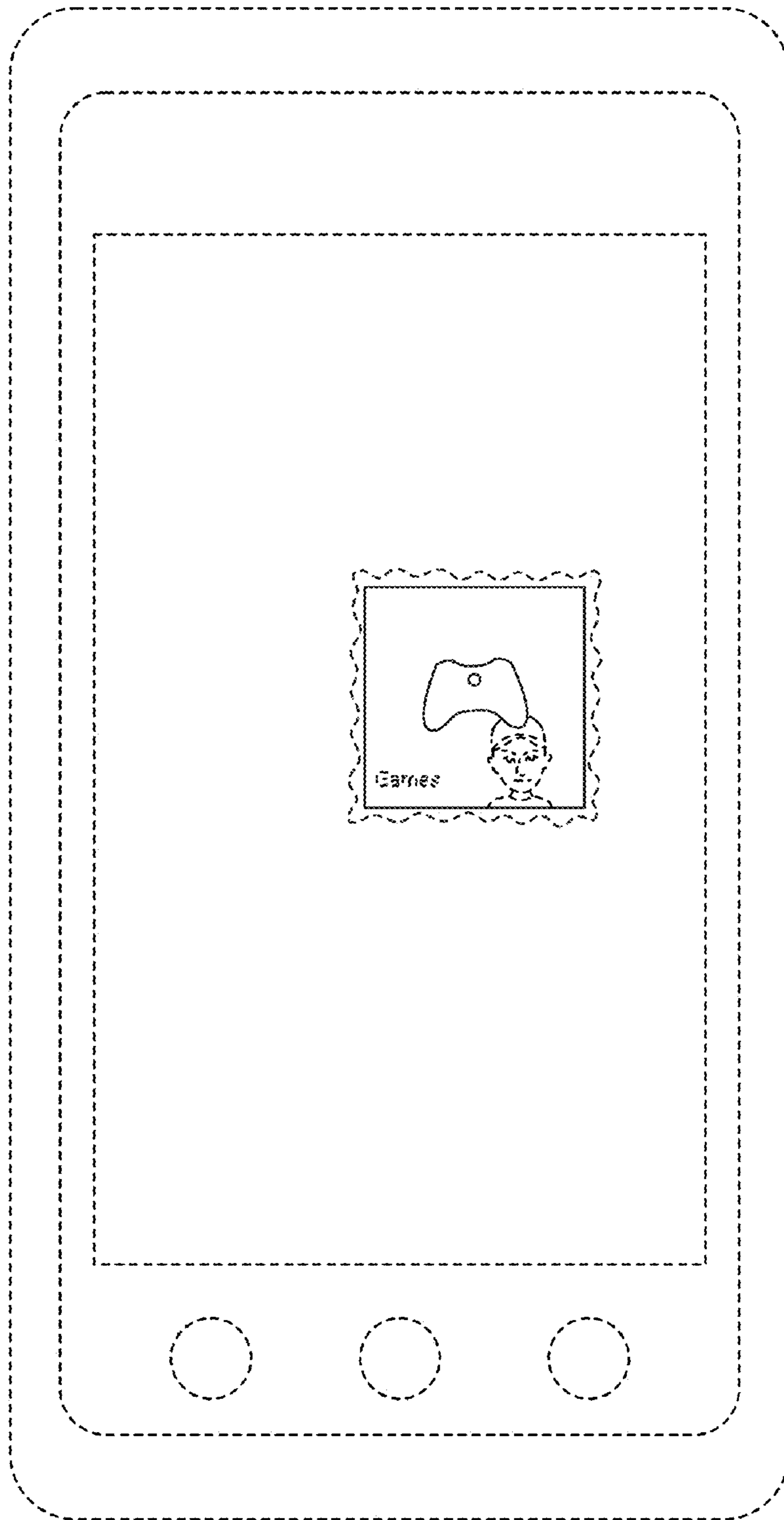


FIG. 19




FIG. 20




FIG. 21




FIG. 22






FIG. 23




FIG. 24




FIG. 25

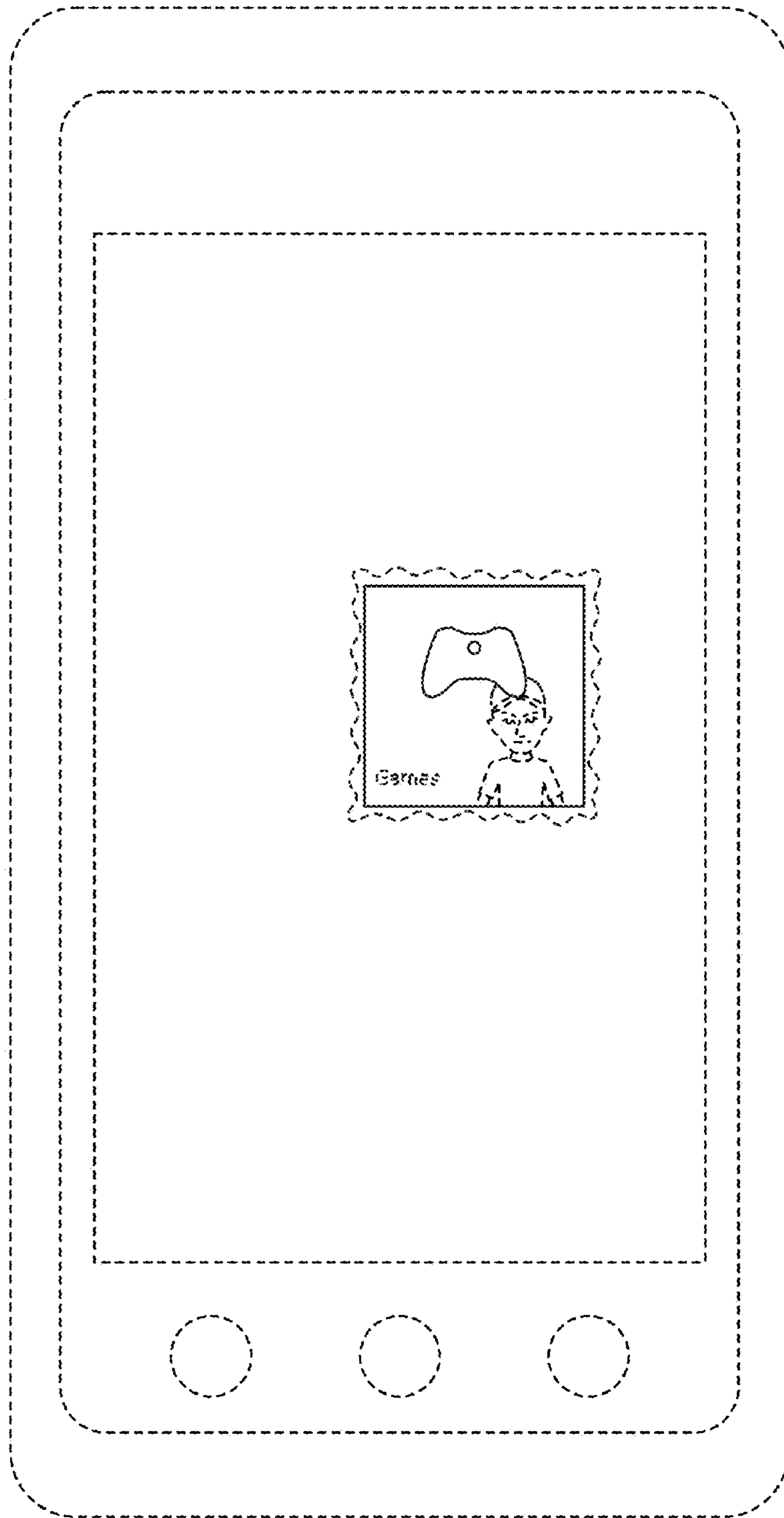


FIG. 26




FIG. 27

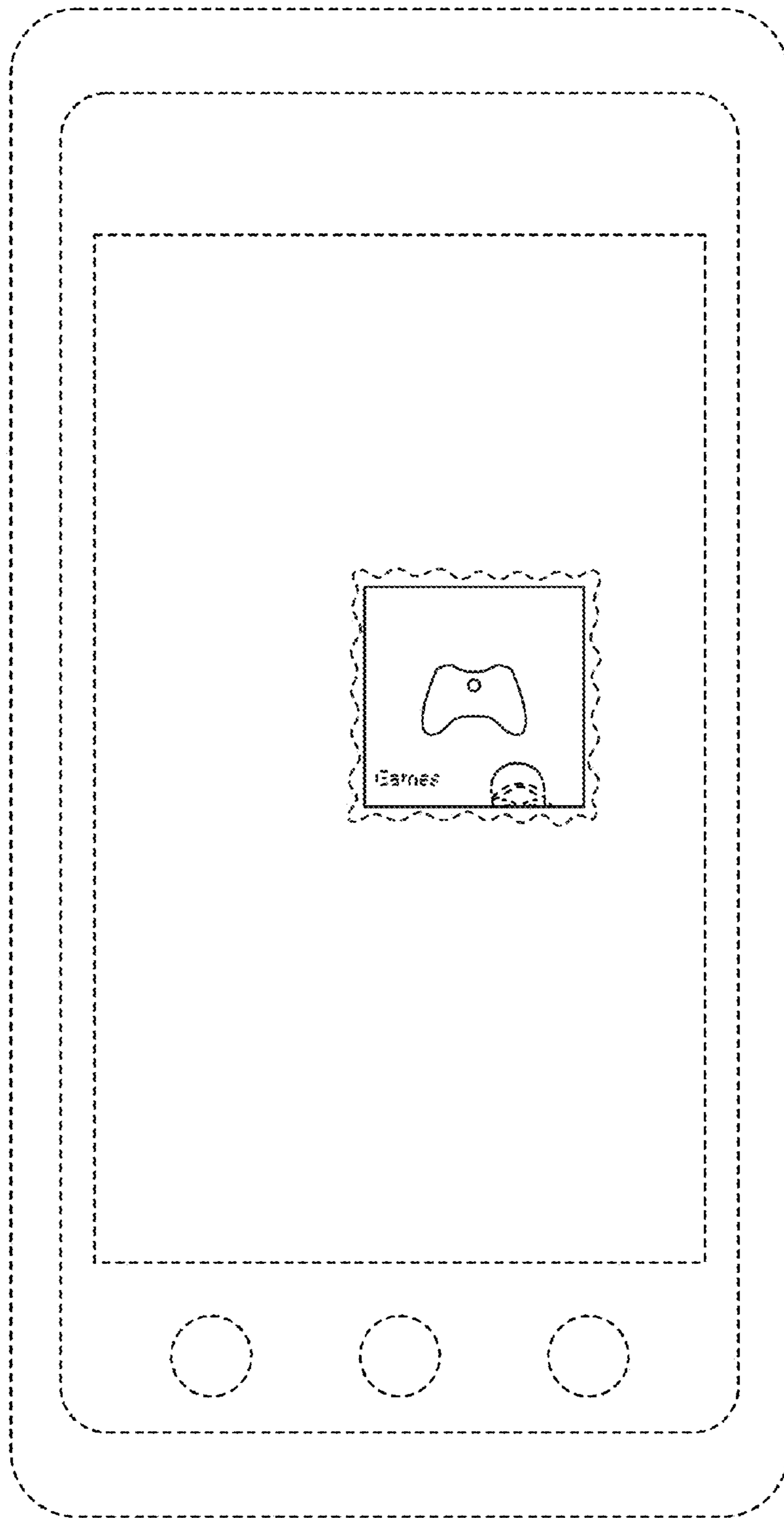


FIG. 28

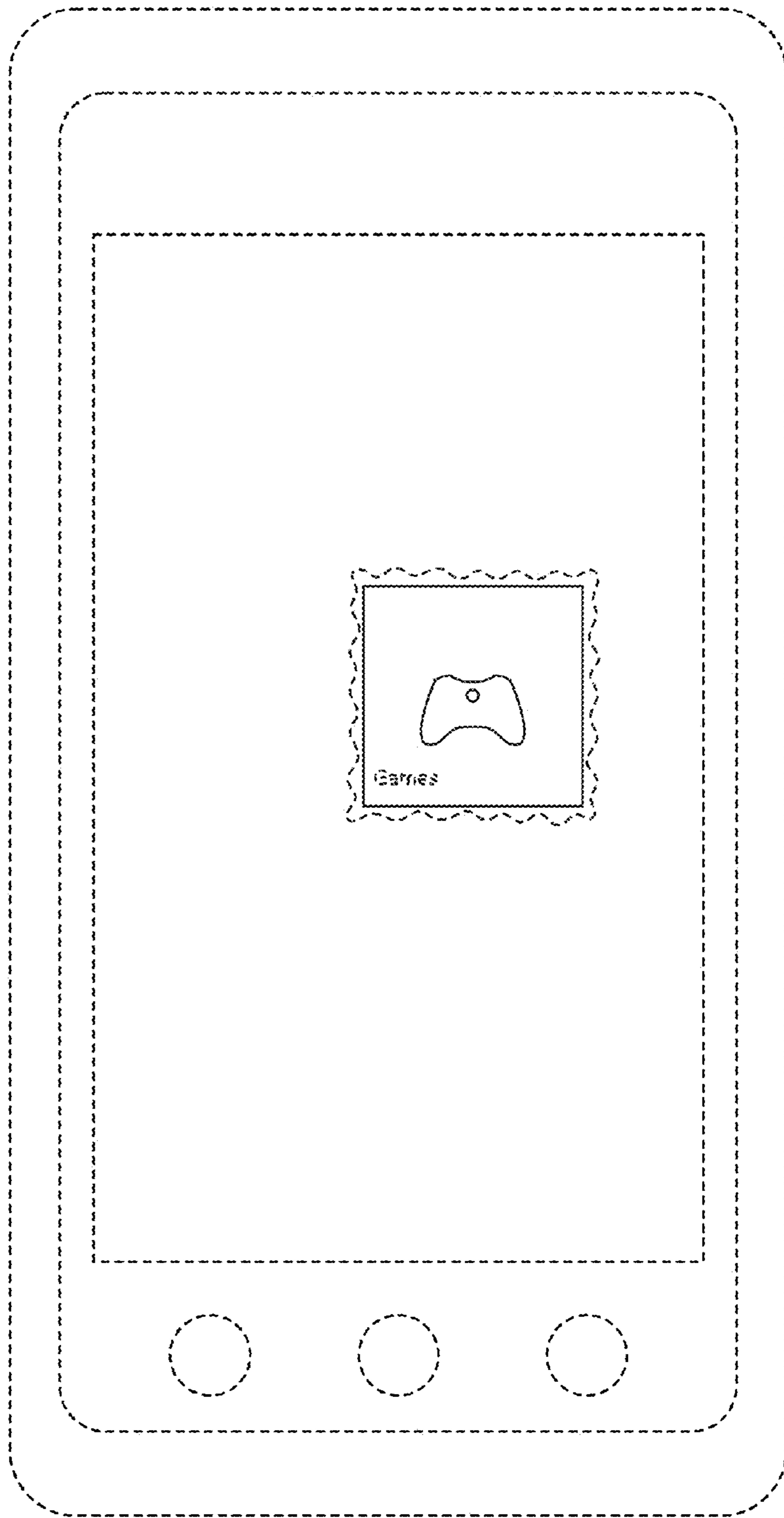


FIG. 29

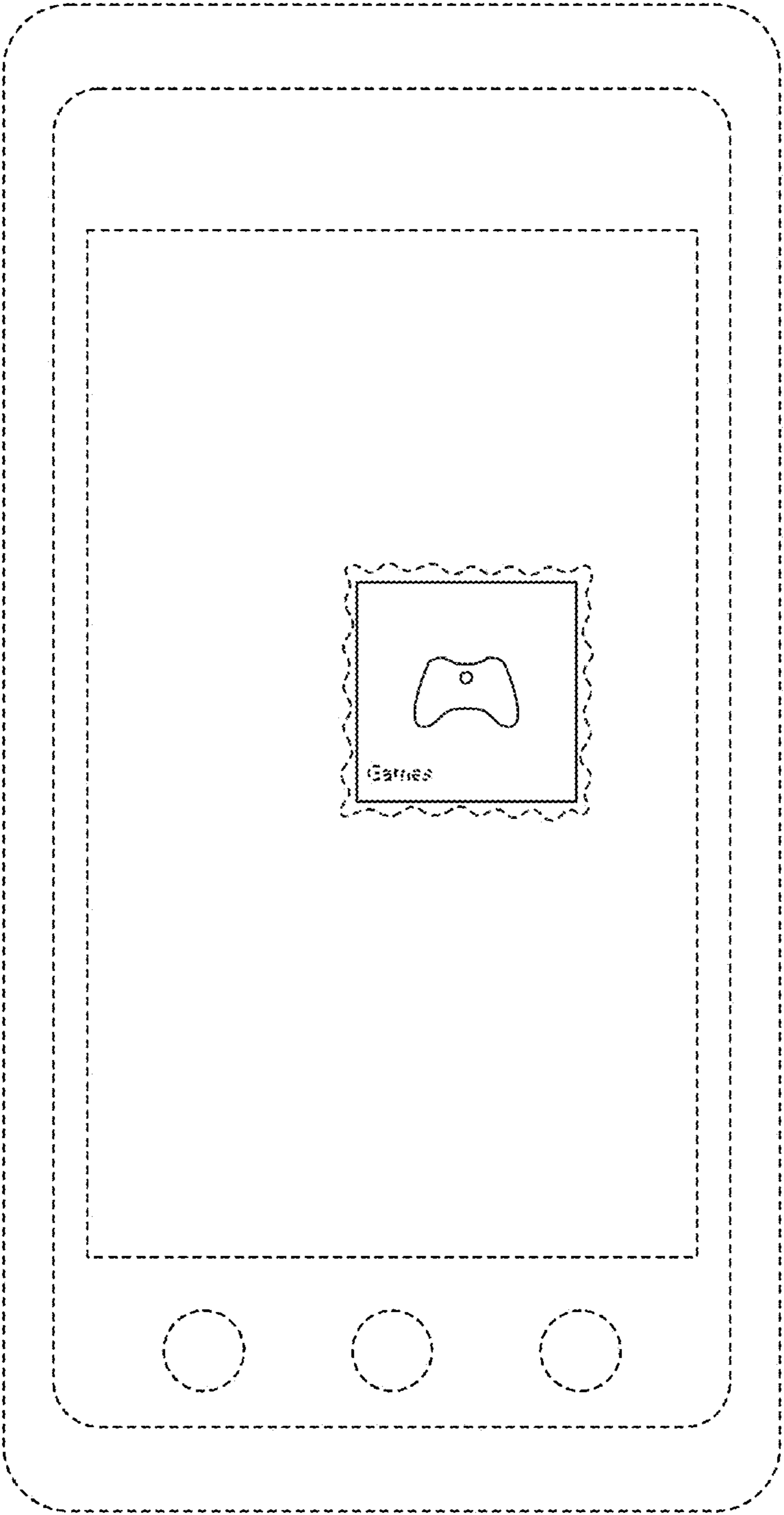


FIG. 30