



US00D705802S

(12) **United States Design Patent**
Kerr et al.

(10) **Patent No.:** **US D705,802 S**
(45) **Date of Patent:** **** May 27, 2014**

(54) **DISPLAY SCREEN WITH ANIMATED GRAPHICAL USER INTERFACE**

(75) Inventors: **Melissa Susan Kerr**, Seattle, WA (US);
Jonathan Esterly, Kirkland, WA (US);
Nathaniel Eric Breskin Auer, Bellevue, WA (US);
Hiroshi Tsukahara, Bellevue, WA (US);
Krista Bendig, Redmond, WA (US);
Clinton Dee Covington, Redmond, WA (US)

(73) Assignee: **Microsoft Corporation**, Redmond, WA (US)

(**) Term: **14 Years**

(21) Appl. No.: **29/412,723**

(22) Filed: **Feb. 7, 2012**

(51) **LOC (10) Cl.** **14-04**

(52) **U.S. Cl.**
USPC **D14/488**

(58) **Field of Classification Search**
USPC D14/485-95; D18/24-33; D19/6, 52;
D20/11; D21/324-33; 715/700-867,
715/973-77

See application file for complete search history.

(56) **References Cited**

U.S. PATENT DOCUMENTS

D385,865 S *	11/1997	Levin	D14/491
D425,497 S *	5/2000	Eisenberg et al.	D14/487
D496,667 S *	9/2004	Hoglund	D14/489
D499,740 S *	12/2004	Ombao et al.	D14/487
D521,018 S *	5/2006	Hone et al.	D14/488
D535,659 S *	1/2007	Hally et al.	D14/485
D554,141 S *	10/2007	Armendariz	D14/487
D560,680 S *	1/2008	Armendariz	D14/491
D582,427 S *	12/2008	Neuhaus	D14/491
D583,824 S *	12/2008	Neuhaus	D14/491
D593,580 S *	6/2009	Truelove et al.	D14/491
D633,515 S *	3/2011	Soegiono et al.	D14/487

D633,516 S *	3/2011	Soegiono et al.	D14/487
D652,840 S *	1/2012	Morsa	D14/487
D652,841 S *	1/2012	Arnold	D14/488
D659,706 S *	5/2012	David et al.	D14/487
D662,512 S *	6/2012	Steele et al.	D14/492
D662,513 S *	6/2012	Steele et al.	D14/492
D663,313 S *	7/2012	David et al.	D14/487
D664,987 S *	8/2012	Gleasant et al.	D14/488
D665,405 S *	8/2012	Williams et al.	D14/487

(Continued)

Primary Examiner — Melanie H Tung

(74) Attorney, Agent, or Firm — Banner & Witcoff, Ltd.

(57) **CLAIM**


The ornamental design for a display screen with animated graphical user interface, as shown and described.

DESCRIPTION

FIG. 1 is the first image in a sequence for a display screen with animated graphical user interface showing our new design; FIG. 2 is the second image thereof; FIG. 3 is the third image thereof; FIG. 4 is the fourth image thereof; FIG. 5 is the fifth image thereof; FIG. 6 is the sixth image thereof; FIG. 7 is the seventh image thereof; FIG. 8 is the eighth image thereof; FIG. 9 is the ninth image thereof; FIG. 10 is the tenth image thereof; and, FIG. 11 is the eleventh image thereof.

The appearance of the animated graphical user interface sequentially transitions between the images shown in FIGS. 1-11. The process or period in which one image transitions to another forms no part of the claimed design. The broken line showing of the vertical line in FIGS. 1-2 is for environmental purposes only and forms no part of the claimed design. The uneven broken line showing of the remainder of the display screen is for environmental purposes only and forms no part of the claimed design.

1 Claim, 11 Drawing Sheets



(56)

References Cited

U.S. PATENT DOCUMENTS

D665,406 S *	8/2012	Williams et al.	D14/487	D678,301 S *	3/2013	Esterly	D14/485
D665,407 S *	8/2012	Bitran et al.	D14/487	D683,747 S *	6/2013	Carpenter et al.	D14/487
D676,865 S *	2/2013	Phelan	D14/487	D684,161 S *	6/2013	Truelove et al.	D14/485
D677,680 S *	3/2013	Edwards et al.	D14/485	D684,179 S *	6/2013	Carpenter et al.	D14/487
D677,690 S *	3/2013	Phelan	D14/487	D692,906 S *	11/2013	Coudron	D14/486
				2004/0135809 A1 *	7/2004	Lehman	345/767
				2004/0189714 A1 *	9/2004	Fox et al.	345/810
				2009/0228379 A1 *	9/2009	Honts et al.	705/30

* cited by examiner




FIG. 1

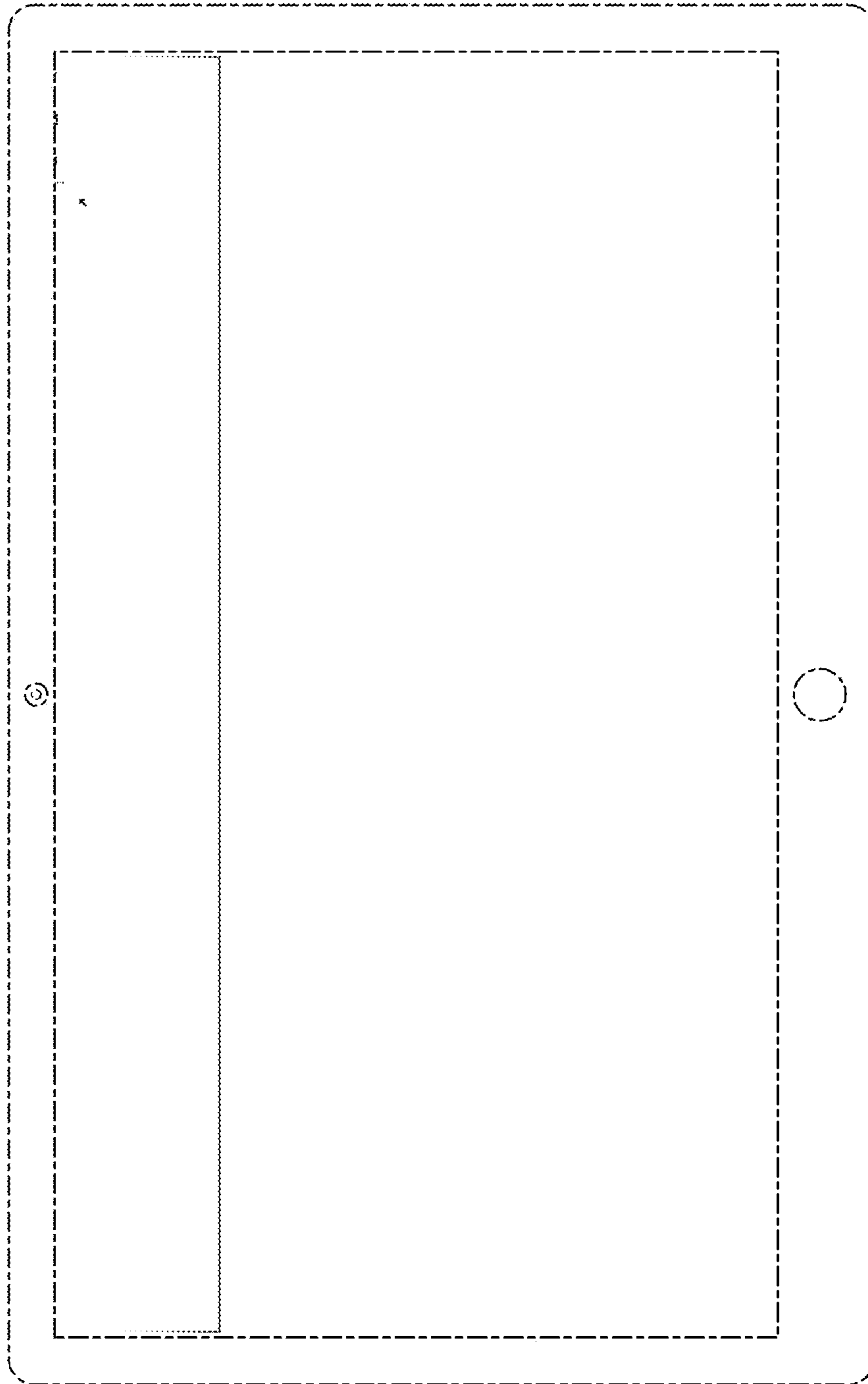


FIG. 2

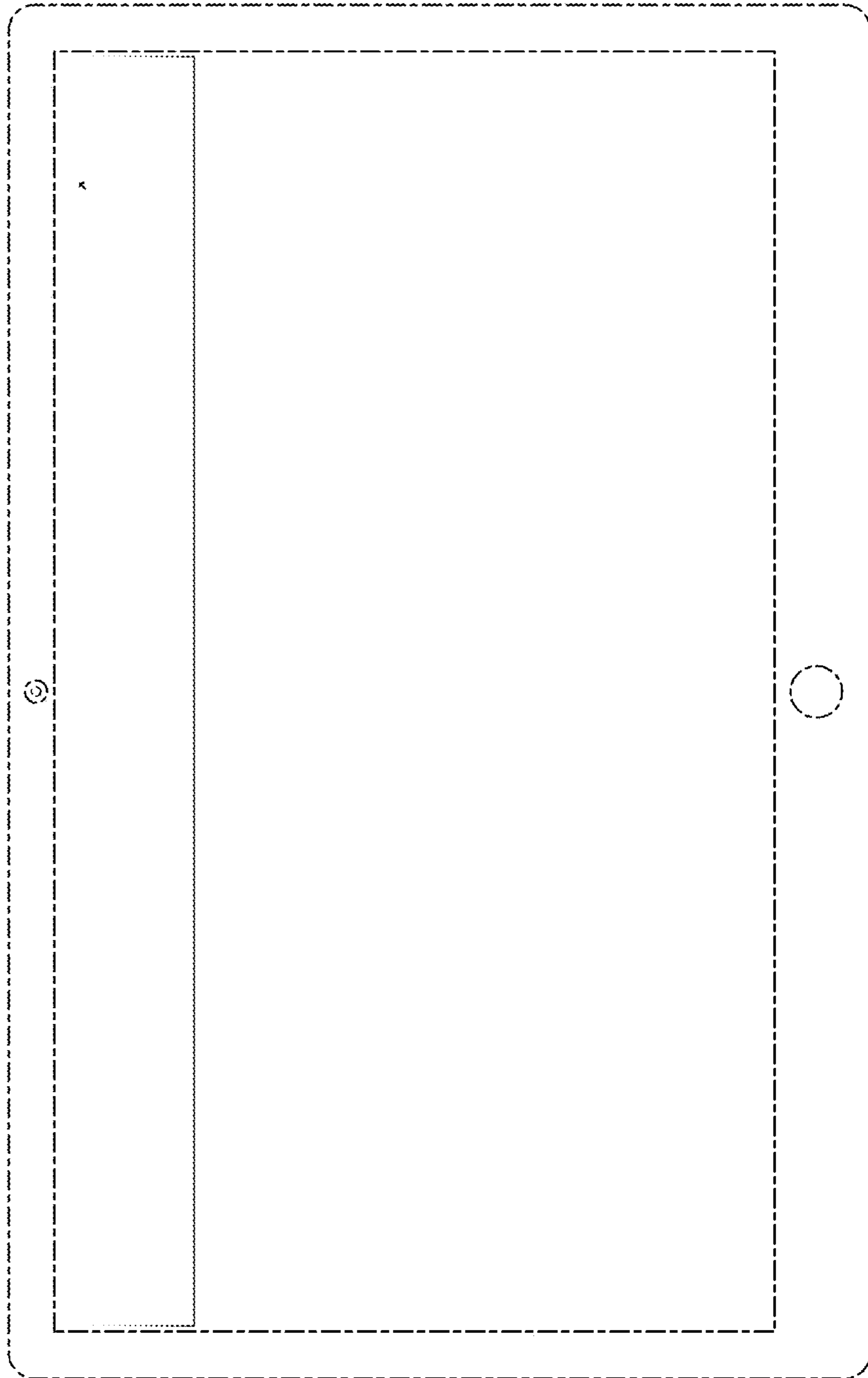


FIG. 3


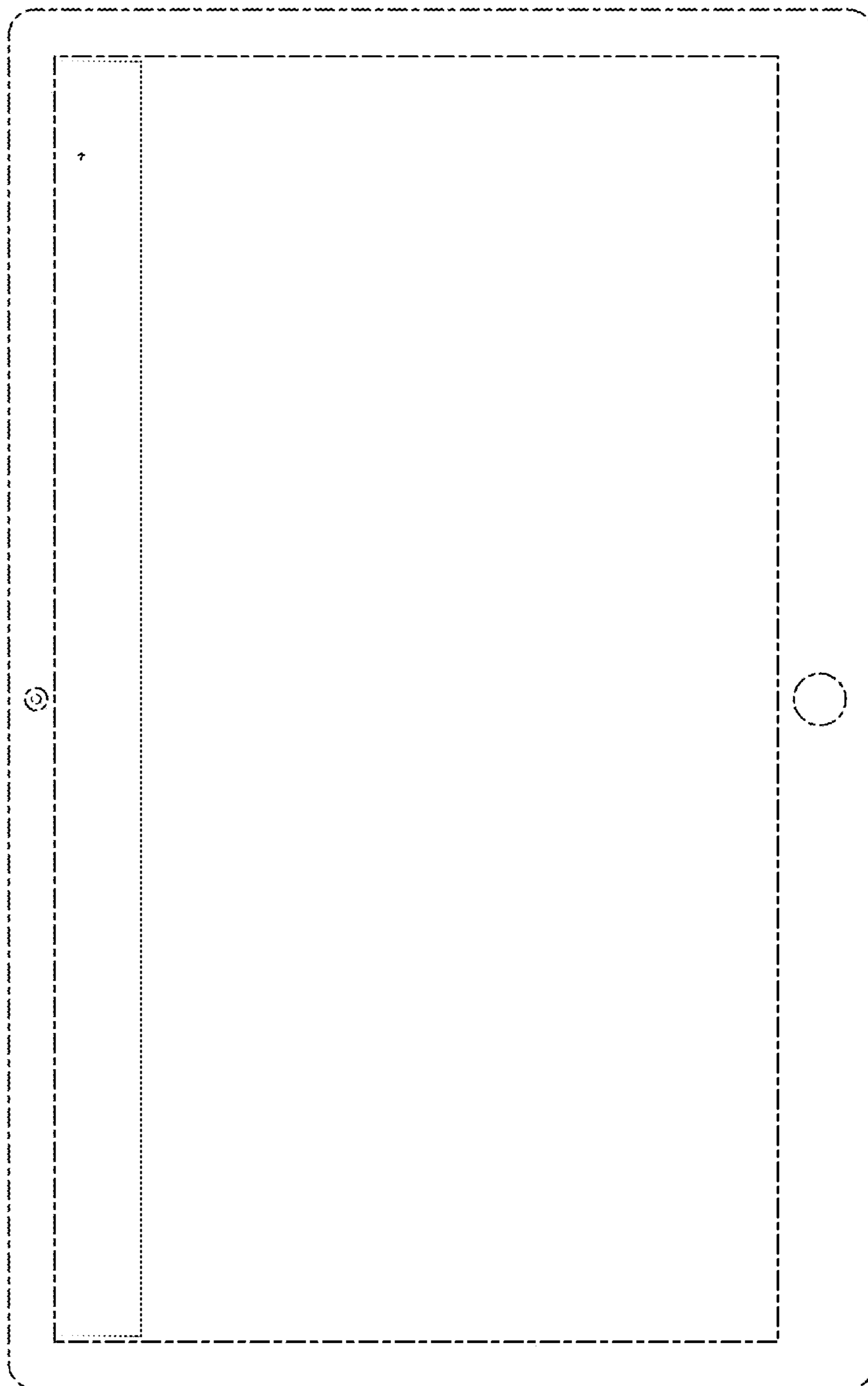


FIG. 4






FIG. 6




FIG. 7




FIG. 8





FIG. 9






FIG. 11