



US00D705786S

(12) **United States Design Patent**  
**Edwards et al.**

(10) **Patent No.:** **US D705,786 S**  
(45) **Date of Patent:** **\*\* May 27, 2014**

(54) **DISPLAY SCREEN WITH ANIMATED GRAPHICAL USER INTERFACE**

(75) Inventors: **Christopher D. Edwards**, Seattle, WA (US); **Josh Leong**, Seattle, WA (US); **Tyler Robert Adams**, Kirkland, WA (US); **Teresa Thomas**, Bellevue, WA (US); **Benjamin R. Howell**, Seattle, WA (US)

(73) Assignee: **Microsoft Corporation**, Redmond, WA (US)

(\*\*) Term: **14 Years**

(21) Appl. No.: **29/414,237**

(22) Filed: **Feb. 27, 2012**

(51) **LOC (10) Cl.** ..... **14-04**

(52) **U.S. Cl.**  
USPC ..... **D14/485**

(58) **Field of Classification Search**  
USPC ..... D14/485-495; 715/700, 703, 715, 730, 715/742, 752, 758, 759, 764, 768, 771, 773, 715/776, 777, 779, 780, 781, 808, 809, 841, 715/842, 843, 848, 864, 867, 962, 963, 970, 715/975, 977

See application file for complete search history.

(56) **References Cited**

U.S. PATENT DOCUMENTS

D613,299 S \* 4/2010 Owen et al. .... D14/486  
D677,677 S \* 3/2013 Edwards ..... D14/485

D687,849 S \* 8/2013 Jou ..... D14/486  
D691,155 S \* 10/2013 Talbot et al. .... D14/485  
D691,617 S \* 10/2013 Holz et al. .... D14/485  
D697,526 S \* 1/2014 Bruck et al. .... D14/487  
D699,256 S \* 2/2014 Edwards ..... D14/486  
2005/0050474 A1 \* 3/2005 Bells et al. .... 715/747  
2011/0164058 A1 \* 7/2011 Lemay ..... 345/651  
2013/0093793 A1 \* 4/2013 Edwards et al. .... 345/660  
2013/0151963 A1 \* 6/2013 Costenaro et al. .... 715/711  
2013/0152007 A1 \* 6/2013 Costenaro et al. .... 715/779

\* cited by examiner

Primary Examiner — Angela J Lee

(74) Attorney, Agent, or Firm — Banner & Witcoff, Ltd.

(57) **CLAIM**

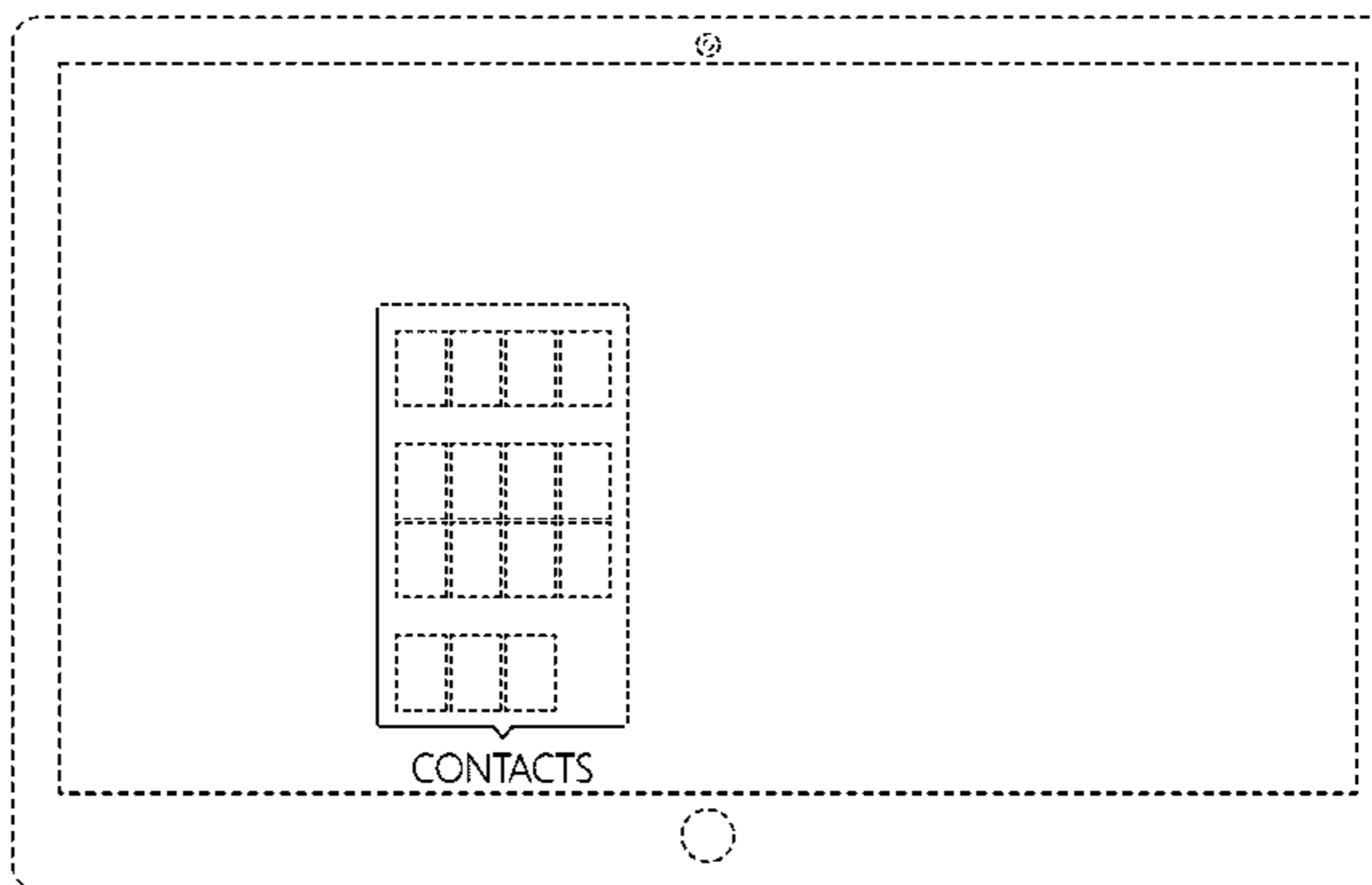
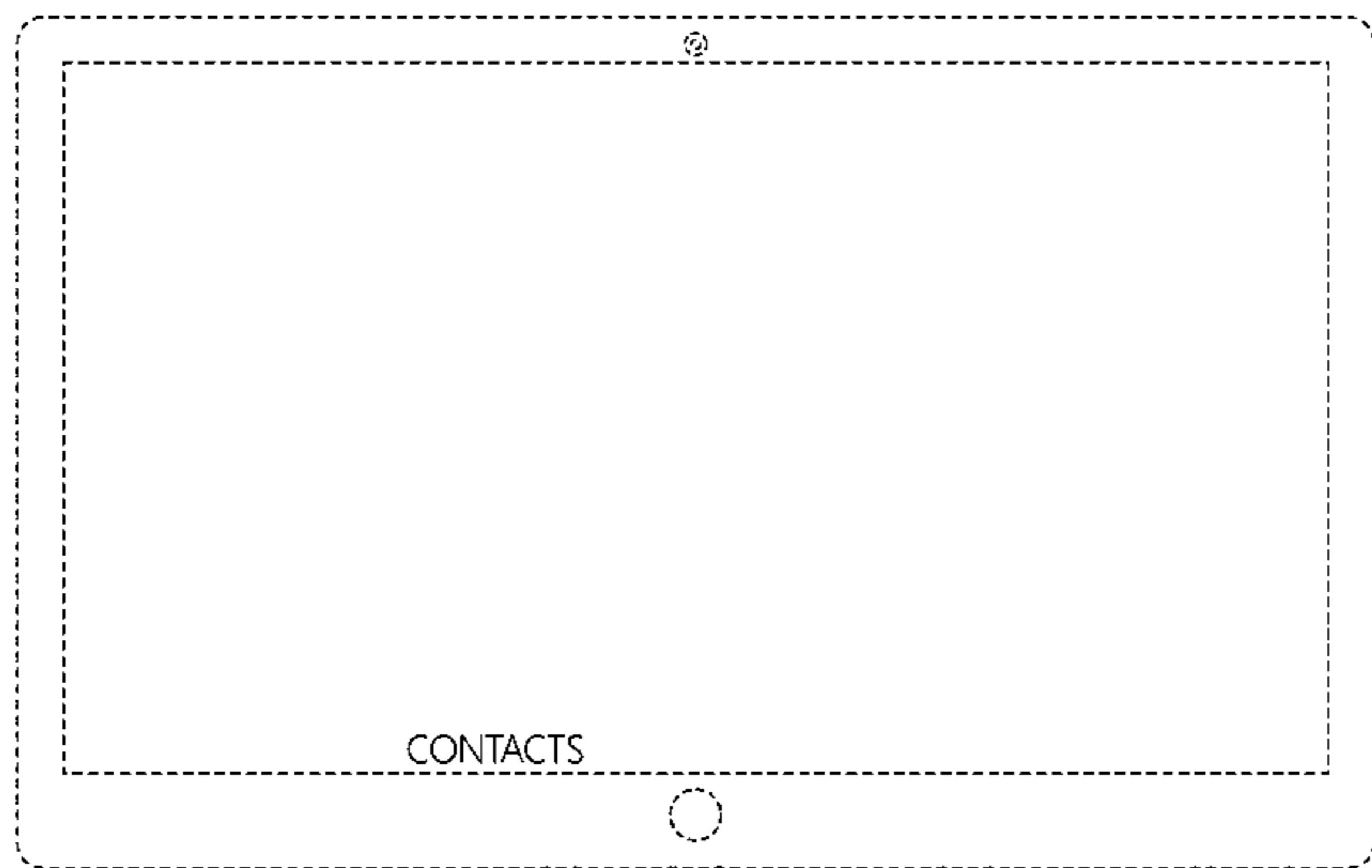
The ornamental design for a display screen with animated graphical user interface, as shown and described.


**DESCRIPTION**

FIG. 1 is the first image in a sequence for a display screen with animated graphical user interface showing our new design; FIG. 2 is the second image thereof; FIG. 3 is the third image thereof; and, FIG. 4 is the fourth image thereof.

The appearance of the animated user interface sequentially transitions between the images shown in FIGS. 1-4. The process or period in which one image transitions to another forms no part of the claimed design. The broken line showing of the rectangles and the remainder of the user interface in FIGS. 2-4 and the display screen in the figures is for environmental purposes only and forms no part of the claimed design.

**1 Claim, 4 Drawing Sheets**





CONTACTS



FIG. 1

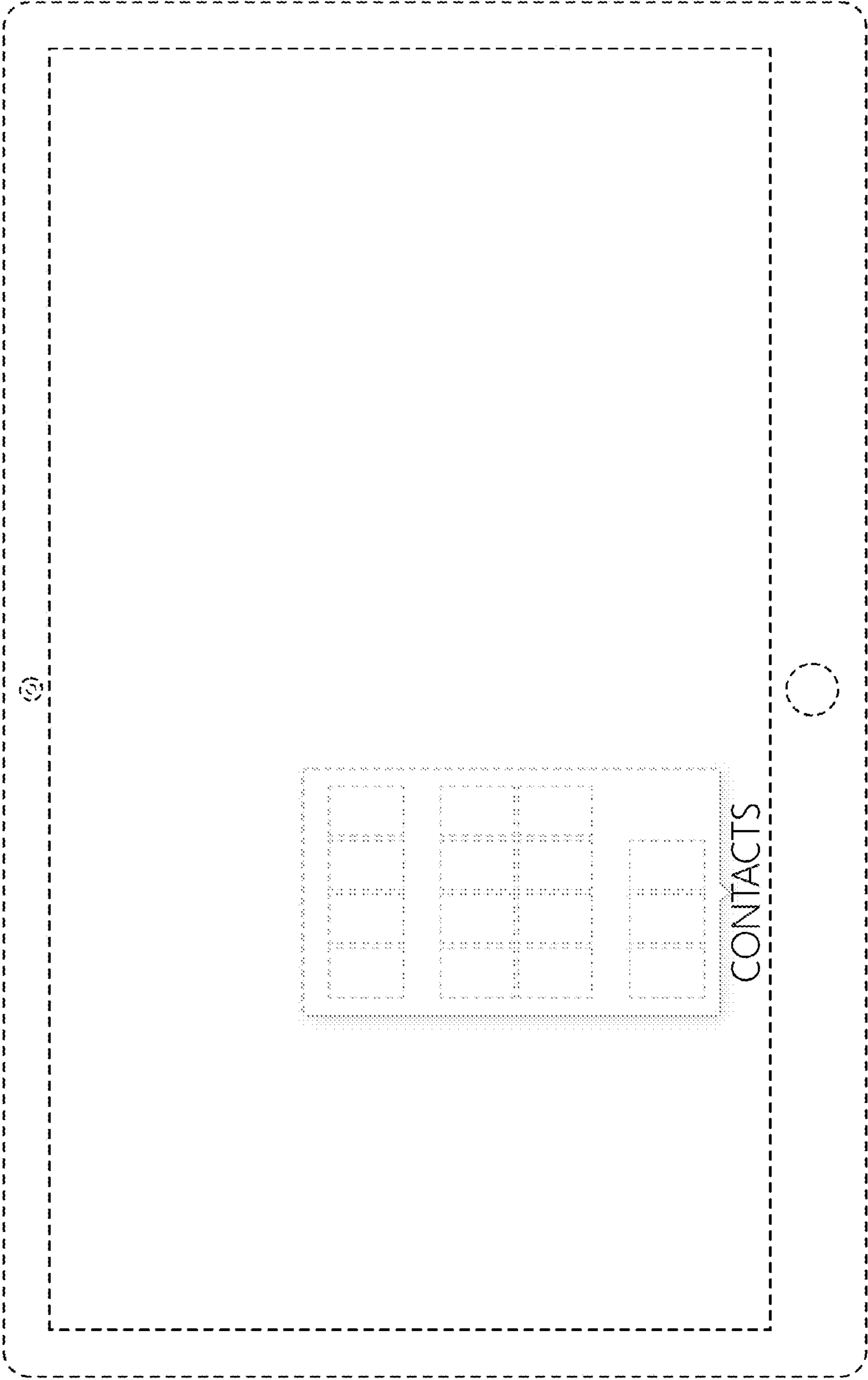


FIG. 2

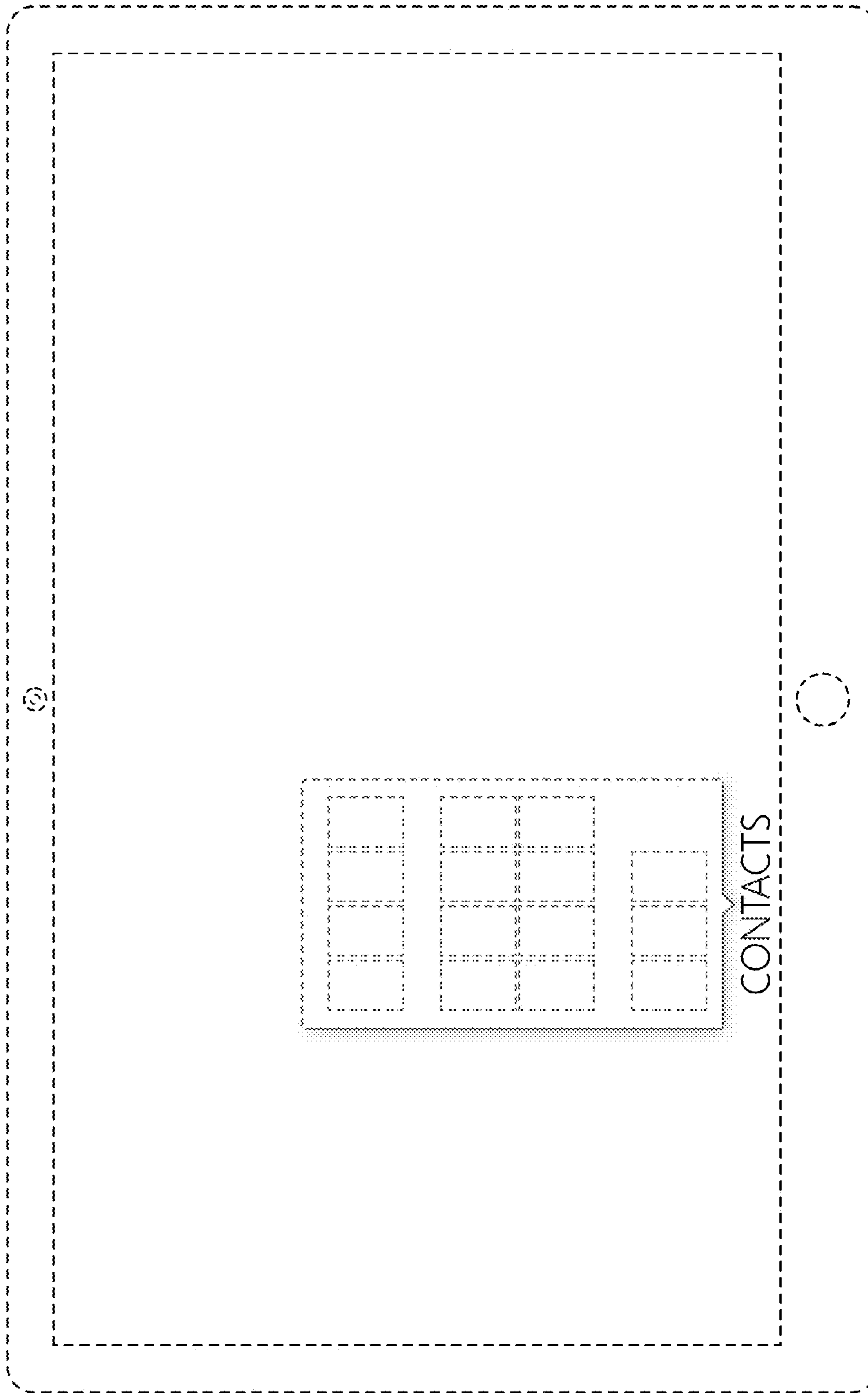


FIG. 3

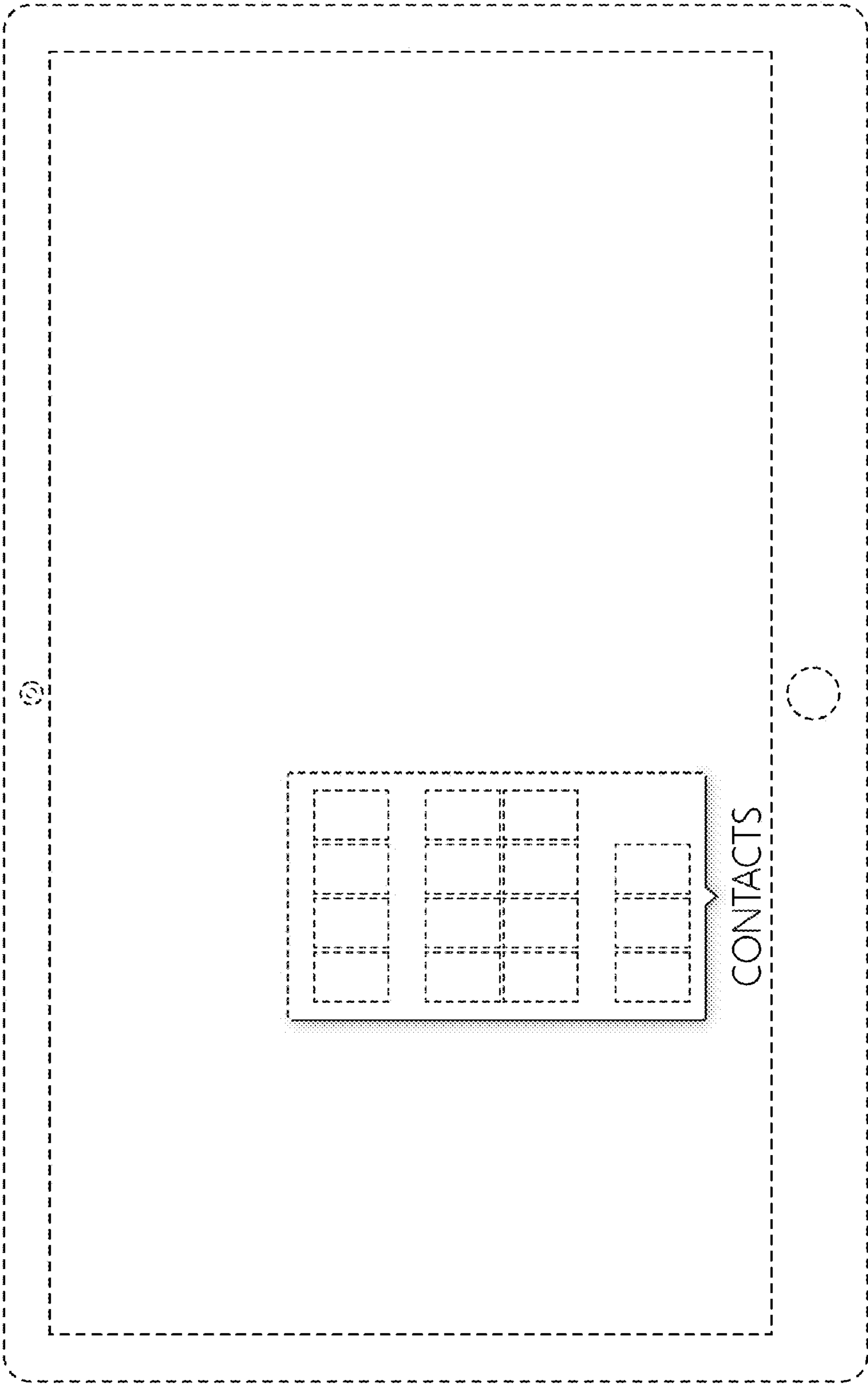


FIG. 4