



US00D705783S

(12) **United States Design Patent**
Weng

(10) **Patent No.:** **US D705,783 S**

(45) **Date of Patent:** **** May 27, 2014**

(54) **FLIP-COVER FOR AN ELECTRONIC DEVICE**

(71) Applicant: **Jie Weng**, Huizhou (CN)

(72) Inventor: **Jie Weng**, Huizhou (CN)

(73) Assignee: **Huizhou TCL Mobile Communication Co., Ltd**, Huizhou (CN)

(**) Term: **14 Years**

(21) Appl. No.: **29/440,414**

(22) Filed: **Dec. 21, 2012**

(51) **LOC (10) Cl.** **14-02**

(52) **U.S. Cl.**
USPC **D14/440**

(58) **Field of Classification Search**
CPC A45C 2011/003; A45C 13/002; A45C 2011/002
USPC D14/138 G, 250, 251, 253, 240, 217, D14/496, 440, 203.3, 203.4, 203.5, 203.8, D14/341, 318, 345; D3/218, 215, 201, 269, D3/273, 294, 289, 303, 327, 900; D21/469; 220/4.02; 248/309.1; 361/679.56; 379/426, 433.11, 455; 455/575.1, 575.8; 190/100; 206/305, 206/320

See application file for complete search history.

(56) **References Cited**

U.S. PATENT DOCUMENTS

D657,354 S *	4/2012	Kim	D14/250
D658,187 S *	4/2012	Diebel	D14/440
D658,188 S *	4/2012	Diebel	D14/440
D671,948 S *	12/2012	Akana et al.	D14/440
D674,799 S *	1/2013	Kim	D14/440
D674,800 S *	1/2013	Kim	D14/440

D682,838 S *	5/2013	Akana et al.	D14/440
D685,799 S *	7/2013	Canizares et al.	D14/440
D685,800 S *	7/2013	Canizares et al.	D14/440
D685,801 S *	7/2013	Canizares et al.	D14/440
D685,802 S *	7/2013	Canizares et al.	D14/440
D689,055 S *	9/2013	Snyder	D14/440
D690,702 S *	10/2013	Chung	D14/440
D694,741 S *	12/2013	Kim	D14/250
D695,745 S *	12/2013	Kim	D14/440
2012/0085679 A1 *	4/2012	Kim et al.	206/736
2012/0322518 A1 *	12/2012	Kim	455/575.8

* cited by examiner

Primary Examiner — Deanna L Pratt

Assistant Examiner — Lilyana Bekic

(74) *Attorney, Agent, or Firm* — Anova Law Group, PLLC

(57) **CLAIM**

The ornamental design for a flip-cover for an electronic device, as shown and described.

DESCRIPTION

FIG. 1 is a perspective view of flip-cover for an electronic device in accordance with the present invention

FIG. 2 is a front view of FIG. 1;

FIG. 3 is a rear view of FIG. 1;

FIG. 4 is a top view of FIG. 1;

FIG. 5 is a bottom view of FIG. 1;

FIG. 6 is a left side view of FIG. 1; and,

FIG. 7 is a right side view of FIG. 1.

In one embodiment, the dimension for the flip-cover is approximately 105×139×2.5 mm.

In one embodiment, the flip-cover the flip-cover includes a metal connecting piece and a leather cover.

In one embodiment, the flip-cover the flip-cover includes a metal connecting piece with a thickness of 2.5 mm and a leather cover with a thickness of 2 mm.

1 Claim, 5 Drawing Sheets






FIG. 1




FIG. 2




FIG. 3



Fig. 4



FIG. 5

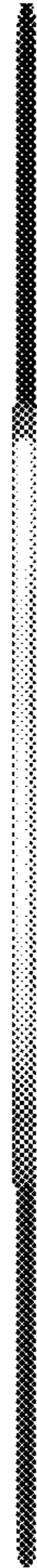


FIG. 6



FIG. 7