



US00D705769S

(12) **United States Design Patent**
Esses

(10) **Patent No.:** **US D705,769 S**

(45) **Date of Patent:** **** May 27, 2014**

(54) **MOBILE DEVICE CASE**

(71) Applicant: **Premier Accessory Group LLC**,
Edison, NJ (US)

(72) Inventor: **Alfred Esses**, Brooklyn, NY (US)

(73) Assignee: **Premier Accessory Group LLC**,
Edison, NJ (US)

(**) Term: **14 Years**

(21) Appl. No.: **29/470,032**

(22) Filed: **Oct. 17, 2013**

(51) **LOC (10) Cl.** **14-03**

(52) **U.S. Cl.**
USPC **D14/250**

(58) **Field of Classification Search**
CPC A44B 15/005; A45C 1/06; A45C 11/24;
A45C 11/182; A45D 40/22; B65D 5/5206;
H04B 1/3888; H04M 1/04; H05K 5/0017;
H05K 5/0086
USPC D14/250–253, 440, 203.3–203.7, 217,
D14/496, 248, 238.1, 240, 447, 341–347,
D14/444; D13/103, 107–108, 119; D3/201,
D3/218, 247, 269, 273, 301, 303;
248/176.3, 188.8, 309.1, 371, 668;
361/220, 379.01, 679.01, 679.02,
361/679.09, 679.21, 679.25, 679.3, 679.4,
361/679.56, 679.57, 759, 807, 816;
379/433.11, 451, 455; 455/556.1, 557,
455/566, 575.1, 575.2, 575.8; 206/37, 45.2,
206/305, 320, 216; 320/108, 115; 429/96;
220/4.02; 150/165; 174/50; 235/41,
235/375, 462; 312/223.1; 396/535
See application file for complete search history.

(56) **References Cited**

U.S. PATENT DOCUMENTS

D565,291 S * 4/2008 Brandenburg et al. D3/218
D610,807 S 3/2010 Bau

D613,282 S * 4/2010 Richardson et al. D14/250
D615,535 S * 5/2010 Richardson et al. D14/250
D617,784 S * 6/2010 Richardson et al. D14/250
D620,000 S 7/2010 Bau
D626,119 S * 10/2010 Fellig D14/250
D634,313 S 3/2011 Fitzpatrick et al.
D636,386 S * 4/2011 Richardson et al. D14/250
D638,828 S * 5/2011 Melanson et al. D14/250
D638,829 S * 5/2011 Melanson et al. D14/250
D641,013 S 7/2011 Richardson et al.

(Continued)

FOREIGN PATENT DOCUMENTS

AU 337295 6/2011
CA 138669 8/2011

(Continued)

Primary Examiner — Carla Jobe Wright

(74) *Attorney, Agent, or Firm* — Gottlieb, Rackman &
Reisman P.C.

(57) **CLAIM**

The ornamental design for a mobile device case, as shown and described.

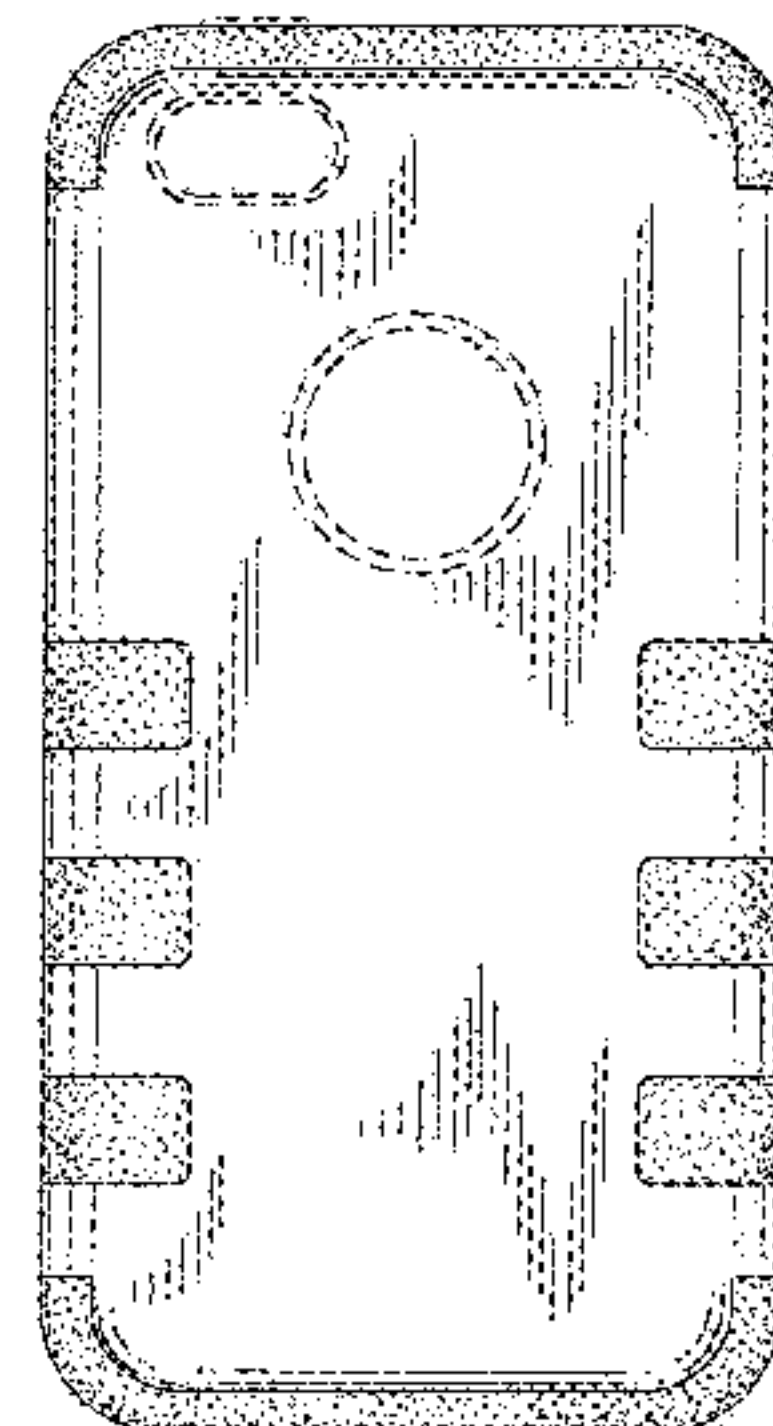
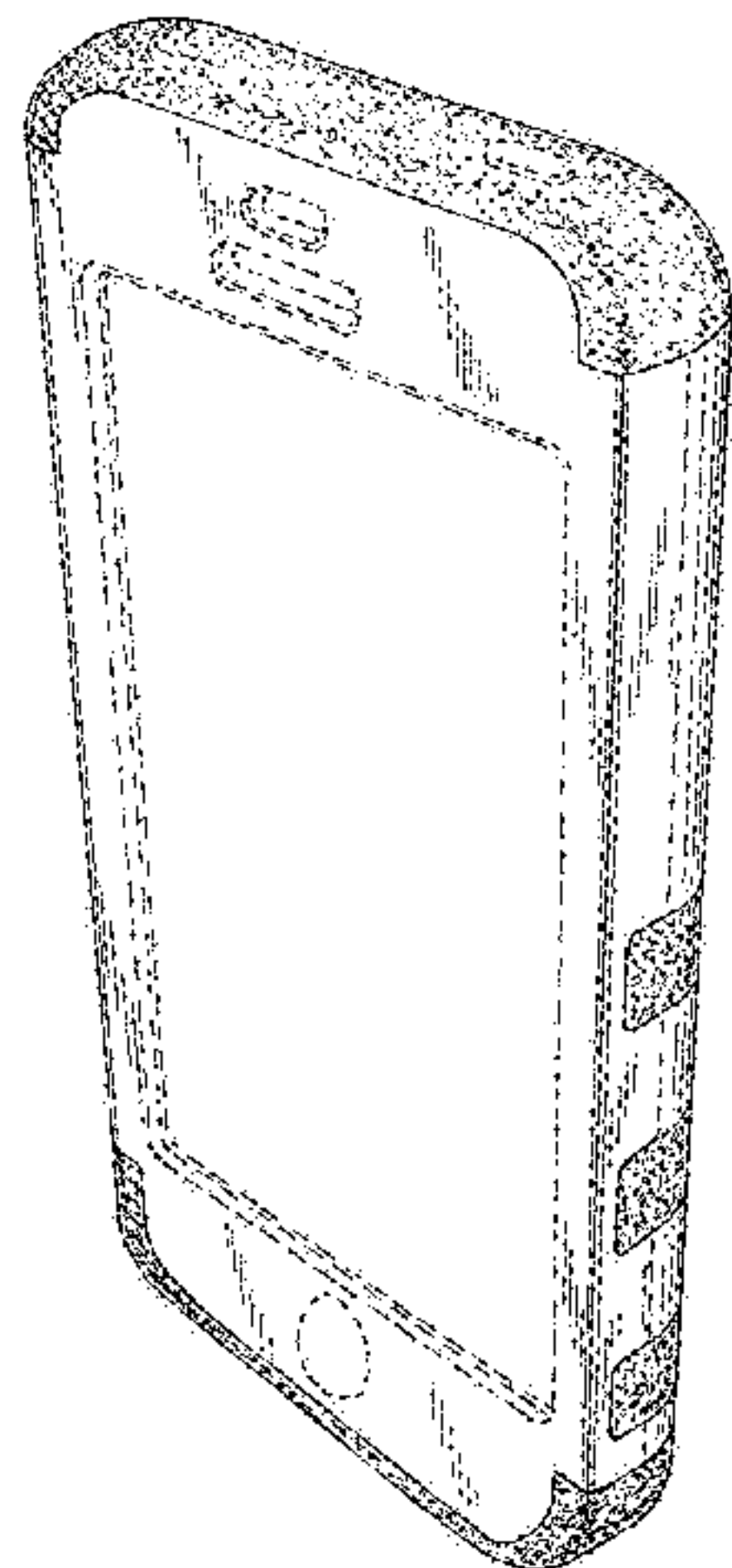
DESCRIPTION

FIG. 1 is a front, top, left perspective view of a mobile device case having the design of my invention;
FIG. 2 is a top plan view thereof;
FIG. 3 is a front elevation view thereof;
FIG. 4 is a left side elevation view thereof;
FIG. 5 is a right side elevation view thereof;
FIG. 6 is a rear elevation view thereof; and,
FIG. 7 is a bottom plan view thereof.

The stippling shows a contrast in appearance between the stippled and non-stippled surfaces.

The broken lines immediately adjacent the shaded surfaces represent boundaries of the claimed design. All other broken lines depict unclaimed environment and form no part of the claimed design.

1 Claim, 4 Drawing Sheets



(56)

References Cited

U.S. PATENT DOCUMENTS

D644,215	S	8/2011	Dong	
D650,776	S	12/2011	Bau	
D651,594	S	1/2012	Melanson et al.	
D662,924	S *	7/2012	Melanson et al. D14/250
D662,925	S	7/2012	Mayberry et al.	
D671,932	S	12/2012	Azoulay	
D677,251	S	3/2013	Melanson et al.	
D680,522	S	4/2013	Melanson	
D681,020	S	4/2013	Magness et al.	
D681,613	S *	5/2013	Magness et al. D14/238.1
D682,815	S	5/2013	Chang	
8,439,191	B1 *	5/2013	Lu 206/320
D688,233	S	8/2013	Dong	
D688,234	S	8/2013	Esses	
D689,851	S	9/2013	Chang et al.	

2009/0036175	A1 *	2/2009	Brandenburg et al. 455/575.1
2010/0096284	A1 *	4/2010	Bau 206/320
2011/0253569	A1 *	10/2011	Lord 206/320
2012/0037524	A1 *	2/2012	Lonsdale et al. 206/320
2012/0320501	A1 *	12/2012	Ackloo 361/679.01
2013/0146491	A1 *	6/2013	Ghali et al. 206/320
2013/0175186	A1 *	7/2013	Simmer 206/37
2013/0286552	A1 *	10/2013	Wei 361/679.01

FOREIGN PATENT DOCUMENTS

CA	140261	11/2011
CA	143580	7/2012
HK	1100706.1	4/2011
TW	D138887	2/2011
TW	D153564	5/2013

* cited by examiner

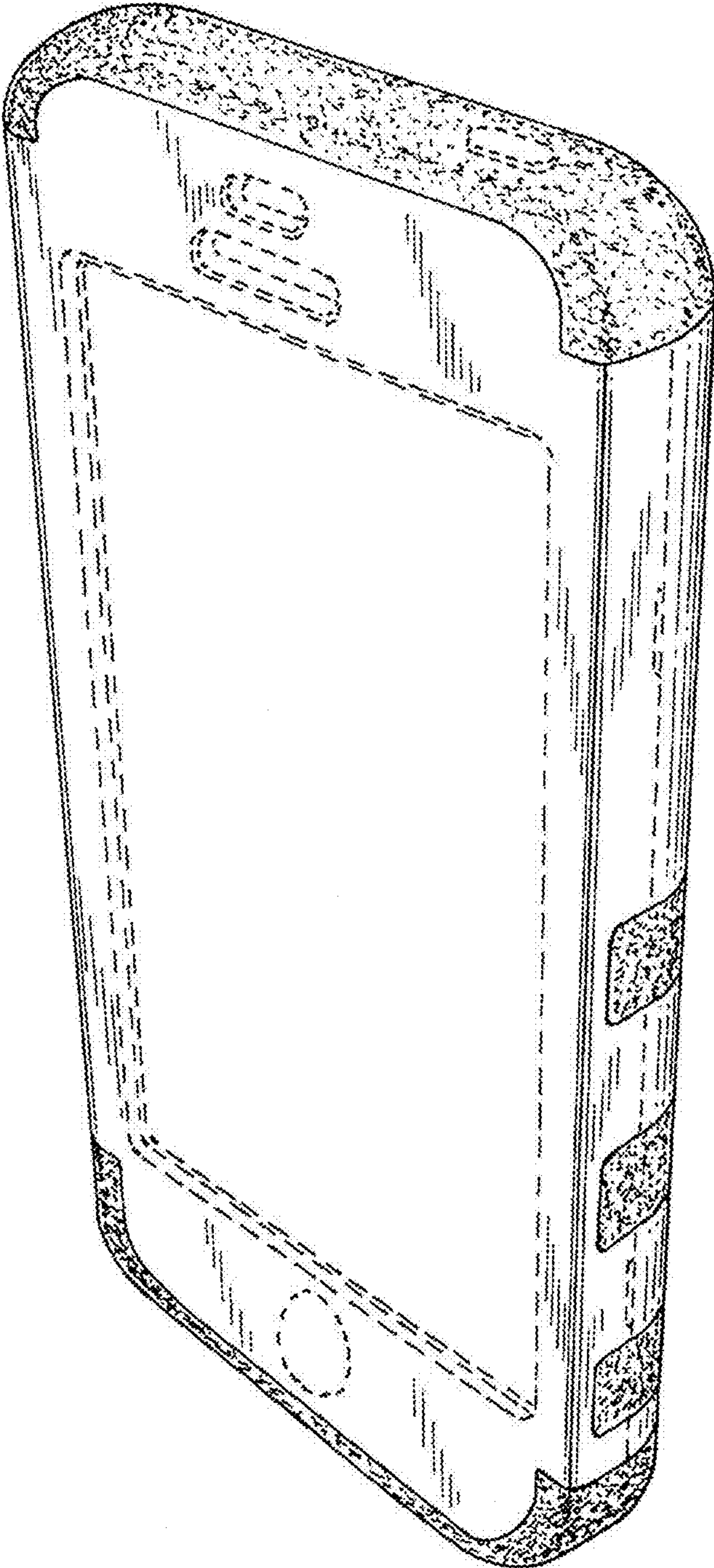


FIG. 1

FIG. 2




FIG. 3




FIG. 4

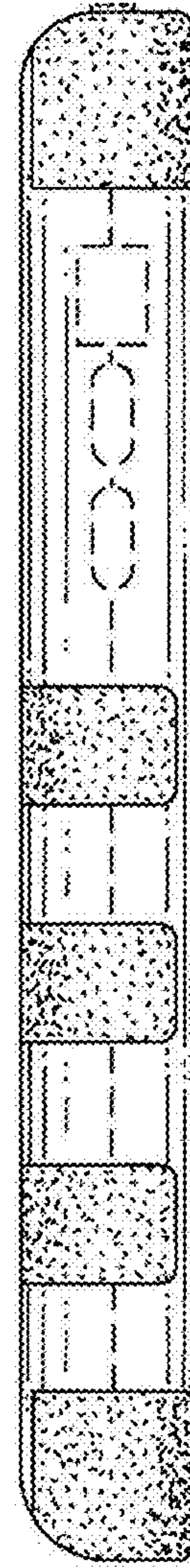
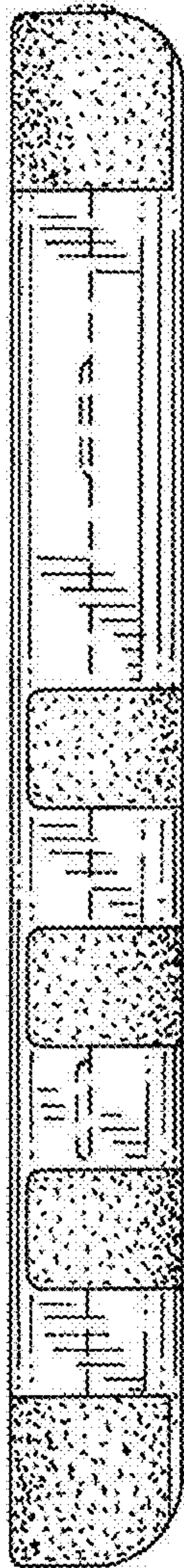


FIG. 5

FIG. 6

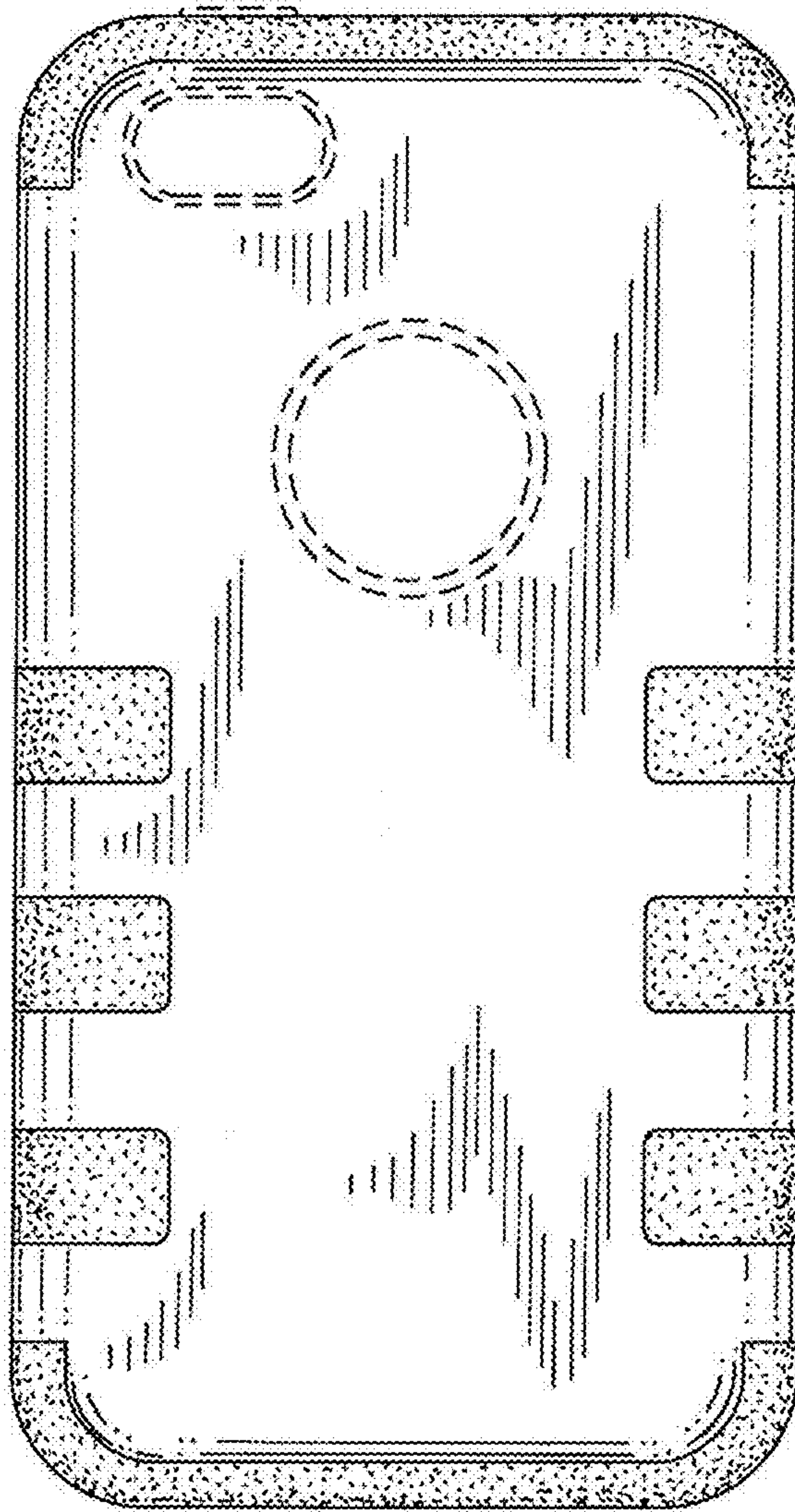


FIG. 7

