



US00D705751S

(12) **United States Design Patent**  
**Wenger et al.**

(10) **Patent No.:** **US D705,751 S**

(45) **Date of Patent:** **\*\* May 27, 2014**

(54) **MICROPHONE UNIT FOR HEADPHONES**

(71) Applicant: **Grain Audio, LLC**, New York, NY (US)

(72) Inventors: **Mitchell Wenger**, Denville, NJ (US);  
**Christopher Weir**, Mill Valley, CA (US);  
**David Burke**, Effort, PA (US);  
**Kevin Schmudde**, Darien, CT (US)

(73) Assignee: **Grain Audio, LLC**, New York, NY (US)

(\*\*) Term: **14 Years**

(21) Appl. No.: **29/446,670**

(22) Filed: **Feb. 26, 2013**

(51) **LOC (10) Cl.** ..... **14-01**

(52) **U.S. Cl.**  
USPC ..... **D14/206**; D14/226

(58) **Field of Classification Search**  
USPC ..... D14/206, 205, 226, 225, 217, 218, 168,  
D14/188, 496, 192; D10/106.1; D13/162;  
181/129, 130, 135; 379/430, 431;  
381/380, 381; 455/90.3, 575.1  
See application file for complete search history.

(56) **References Cited**

**U.S. PATENT DOCUMENTS**

D241,854 S	*	10/1976	Noyes	.....	D14/225
D299,336 S	*	1/1989	Osanai et al.	.....	D14/225
D316,550 S	*	4/1991	Sogabe	.....	D14/168
D338,012 S	*	8/1993	Wall et al.	.....	D14/225
D339,137 S	*	9/1993	Takeda	.....	D14/218
D379,627 S	*	6/1997	Takahashi	.....	D14/171
D379,809 S	*	6/1997	Lindeman	.....	D14/137
D451,076 S	*	11/2001	Sommer et al.	.....	D13/168

D472,889 S	*	4/2003	Tanaka et al.	.....	D14/206
D479,222 S	*	9/2003	Lu	.....	D14/192
D481,374 S	*	10/2003	Lee	.....	D14/188
D483,281 S	*	12/2003	Cobigo	.....	D10/104.1
D490,069 S	*	5/2004	Lee	.....	D14/188
D496,030 S	*	9/2004	Harbeke	.....	D14/225
D507,261 S	*	7/2005	Griffin	.....	D14/226
D509,199 S	*	9/2005	Haase et al.	.....	D14/137
D529,902 S	*	10/2006	Tan et al.	.....	D14/225
D558,742 S	*	1/2008	Koller et al.	.....	D14/225
D568,877 S	*	5/2008	Bodley et al.	.....	D14/225
D569,841 S	*	5/2008	Chung et al.	.....	D14/205
D577,715 S	*	9/2008	Lim et al.	.....	D14/240
D591,270 S	*	4/2009	Jakobson et al.	.....	D14/217
D592,677 S	*	5/2009	Sheba et al.	.....	D14/496

(Continued)

*Primary Examiner* — Paula Greene

(74) *Attorney, Agent, or Firm* — McCarter & English, LLP

(57) **CLAIM**

What is claimed is an ornamental design for a microphone unit for headphones, as shown and described.

**DESCRIPTION**

FIG. 1 is a perspective view of a microphone unit for headphones, including indicia that is shown in phantom lines and forms no part of the claimed design;

FIG. 2 is a front view of the headphones of FIG. 1;

FIG. 3 is a rear view of the headphones of FIG. 1, including indicia that is shown in phantom lines and forms no part of the claimed design;

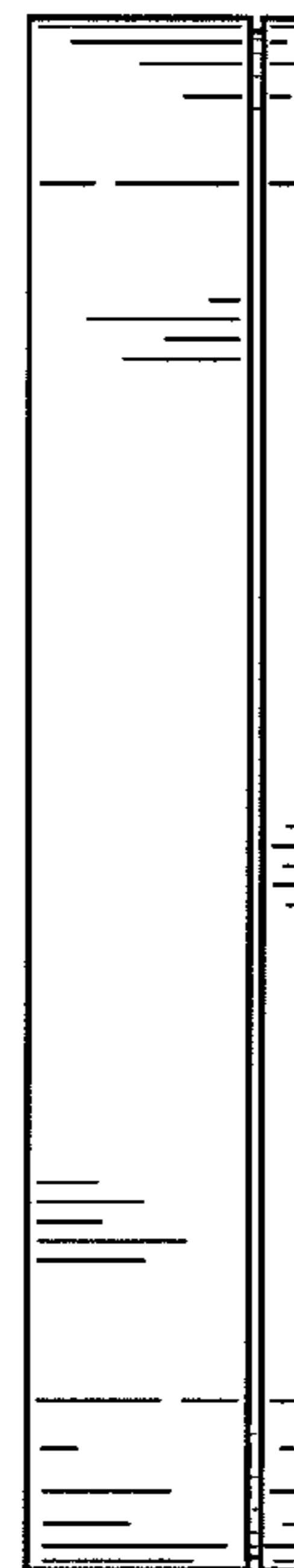
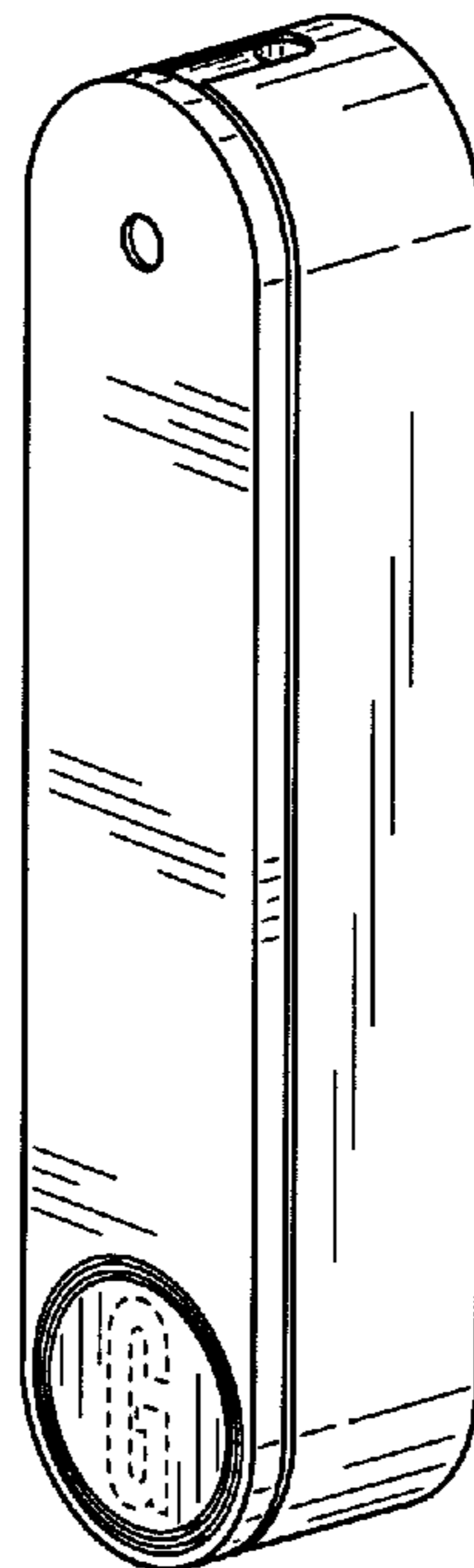
FIG. 4 is a right side view of the headphones of FIG. 1;

FIG. 5 is a left side view of the headphones of FIG. 1;

FIG. 6 is a top view of the headphones of FIG. 1; and,

FIG. 7 is a bottom view of the headphones of FIG. 1.

**1 Claim, 2 Drawing Sheets**



(56)

**References Cited**

U.S. PATENT DOCUMENTS

D602,918 S \* 10/2009 Bodley et al. .... D14/225  
D604,723 S \* 11/2009 Bodley et al. .... D14/225  
D607,440 S \* 1/2010 Yamakawa et al. .... D14/225

D611,458 S \* 3/2010 Li ..... D14/225  
D614,608 S \* 4/2010 Behling ..... D14/223  
D617,317 S \* 6/2010 Tatara et al. .... D14/225  
D619,124 S \* 7/2010 Clay ..... D14/225  
8,073,178 B2 \* 12/2011 Tsao et al. .... 381/355

\* cited by examiner

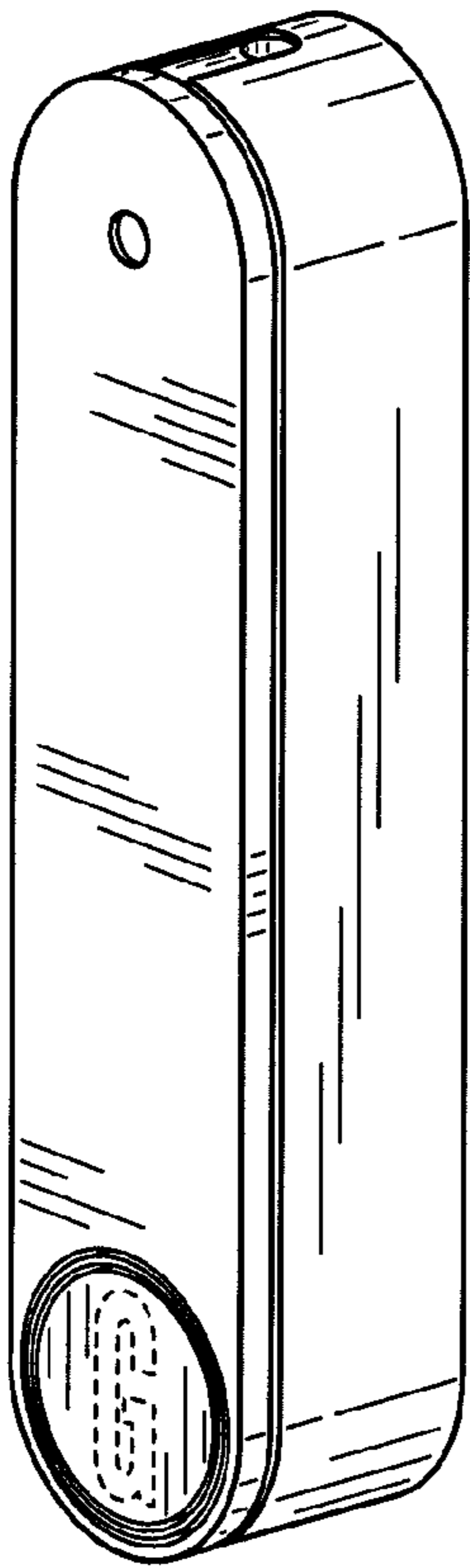


FIG. 1

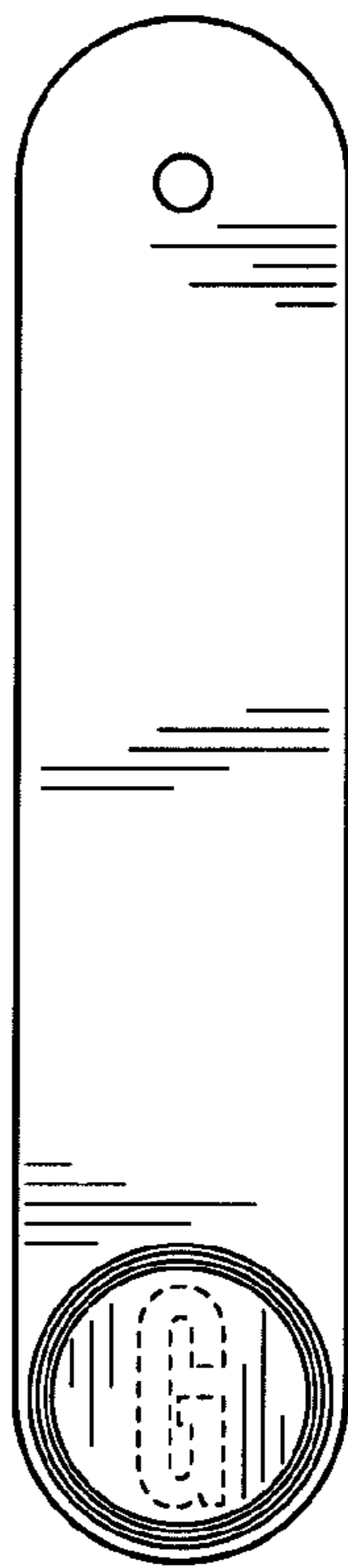


FIG. 2

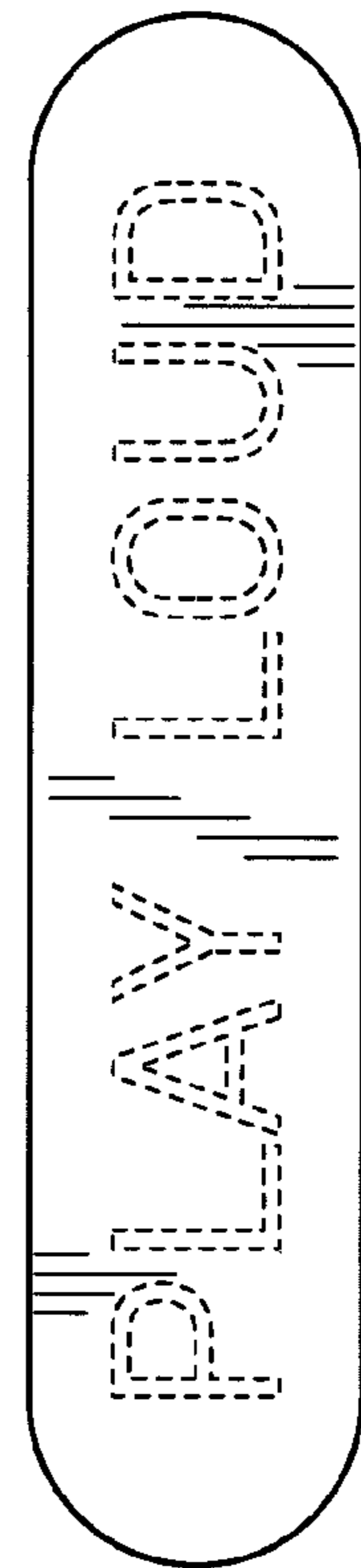


FIG. 3

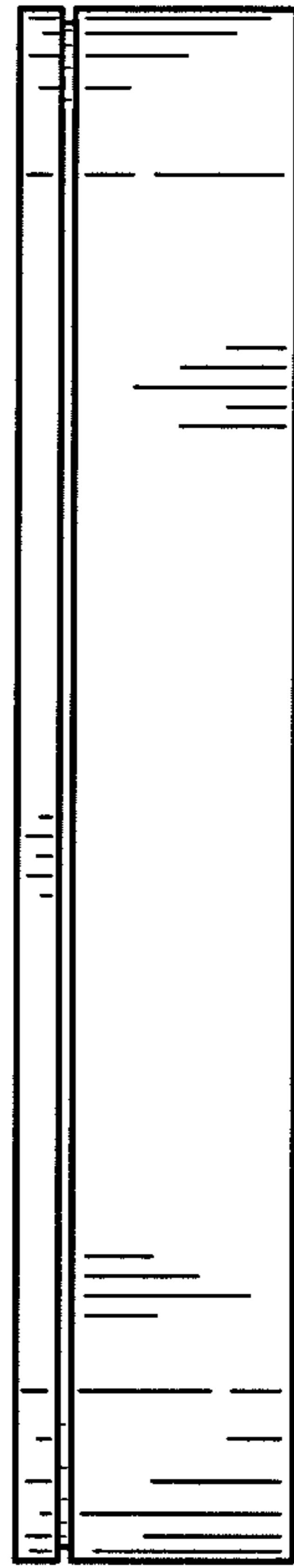


FIG. 4

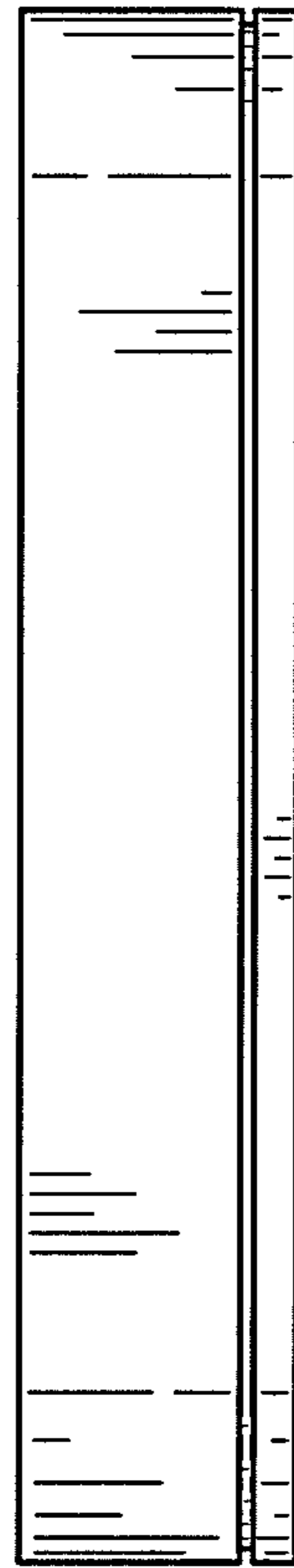


FIG. 5

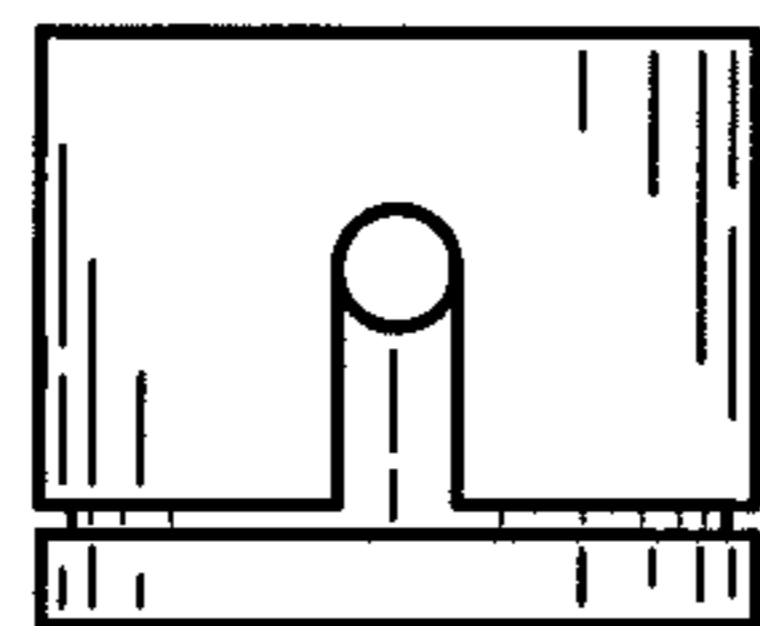


FIG. 6

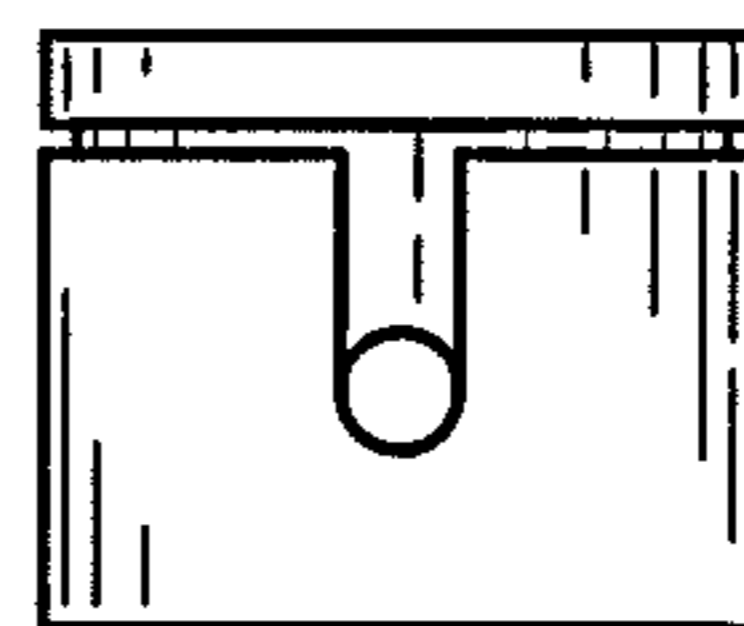


FIG. 7