



US00D705723S

(12) **United States Design Patent**
Saikawa et al.

(10) **Patent No.:** **US D705,723 S**

(45) **Date of Patent:** **** *May 27, 2014**

(54) **CONTROL PANEL FOR ELEVATOR**

(71) Applicants: **Yoshinori Saikawa**, Tokyo (JP);
Toshihisa Ogura, Tokyo (JP); **Eiji Yuasa**, Tokyo (JP); **Hiroshi Okuda**, Tokyo (JP)

(72) Inventors: **Yoshinori Saikawa**, Tokyo (JP);
Toshihisa Ogura, Tokyo (JP); **Eiji Yuasa**, Tokyo (JP); **Hiroshi Okuda**, Tokyo (JP)

(73) Assignee: **Mitsubishi Electric Corporation**, Tokyo (JP)

(*) Notice: This patent is subject to a terminal disclaimer.

(**) Term: **14 Years**

(21) Appl. No.: **29/443,502**

(22) Filed: **Jan. 18, 2013**

Related U.S. Application Data

(62) Division of application No. 29/402,956, filed on Sep. 29, 2011, now Pat. No. Des. 681,493.

(30) **Foreign Application Priority Data**

Apr. 13, 2011	(JP)	2011-008464
Apr. 13, 2011	(JP)	2011-008465
Apr. 13, 2011	(JP)	2011-008466
Apr. 13, 2011	(JP)	2011-008467
Apr. 13, 2011	(JP)	2011-008468

(51) **LOC (10) Cl.** **10-05**

(52) **U.S. Cl.**
USPC **D13/108**; D13/164

(58) **Field of Classification Search**
USPC D13/162, 164; D10/108, 106.95;
D14/388, 390; 187/380, 395, 396, 397
See application file for complete search history.

(56) **References Cited**

U.S. PATENT DOCUMENTS

D214,705 S	7/1969	Broun
4,149,614 A	4/1979	Mandel et al.

(Continued)

Primary Examiner — Selina Sikder

(74) *Attorney, Agent, or Firm* — Sughrue Mion, PLLC

(57) **CLAIM**

The ornamental design for a control panel for elevator, as shown and described.

DESCRIPTION

FIG. 1 is a front, top and right side perspective view of a control panel for elevator, showing an embodiment of our new design;

FIG. 2 is a front elevational view thereof;

FIG. 3 is a rear elevational view thereof;

FIG. 4 is a right side elevational view thereof;

FIG. 5 is a top plan view thereof;

FIG. 6 is a bottom plan view thereof;

FIG. 7 is an enlarged cross-sectional view thereof; taken along line 7-7 of FIG. 2, with the internal system omitted;

FIG. 8 is a reference view showing in use thereof wherein the broken line showing of the environment is for illustrative purposes only and forms no part of the claimed design;

FIG. 9 is an alternate front elevation view of the first embodiment thereof;

FIG. 10 is another alternate front elevation view of the first embodiment thereof;

FIG. 11 is yet another alternate front elevation view of the first embodiment thereof;

FIG. 12 is a front, top and right side perspective view of a control panel for elevator, showing a second embodiment of our new design;

FIG. 13 is a front elevational view thereof;

FIG. 14 is a rear elevational view thereof;

FIG. 15 is a right side elevational view thereof;

FIG. 16 is a top plan view thereof;

FIG. 17 is a bottom plan view thereof;

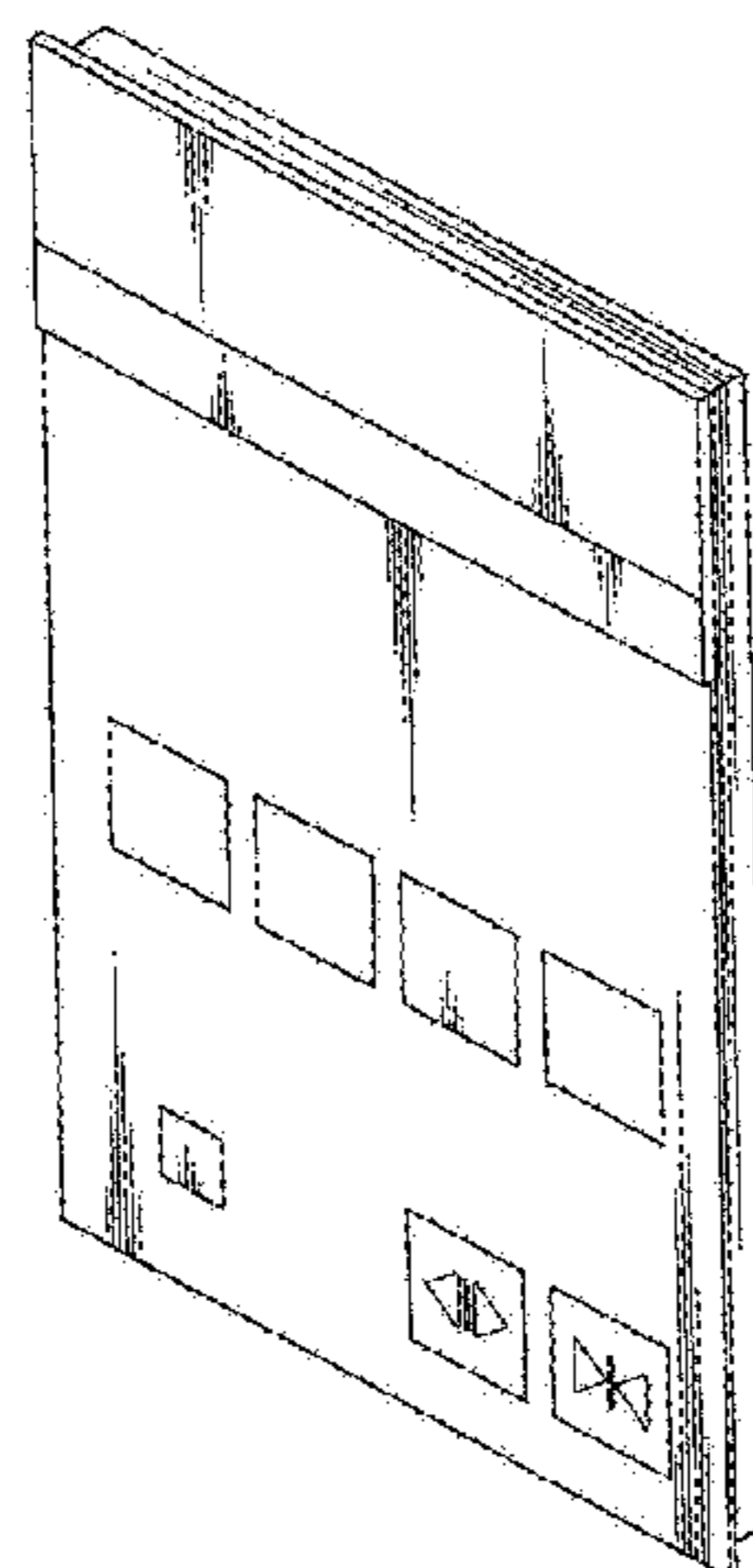
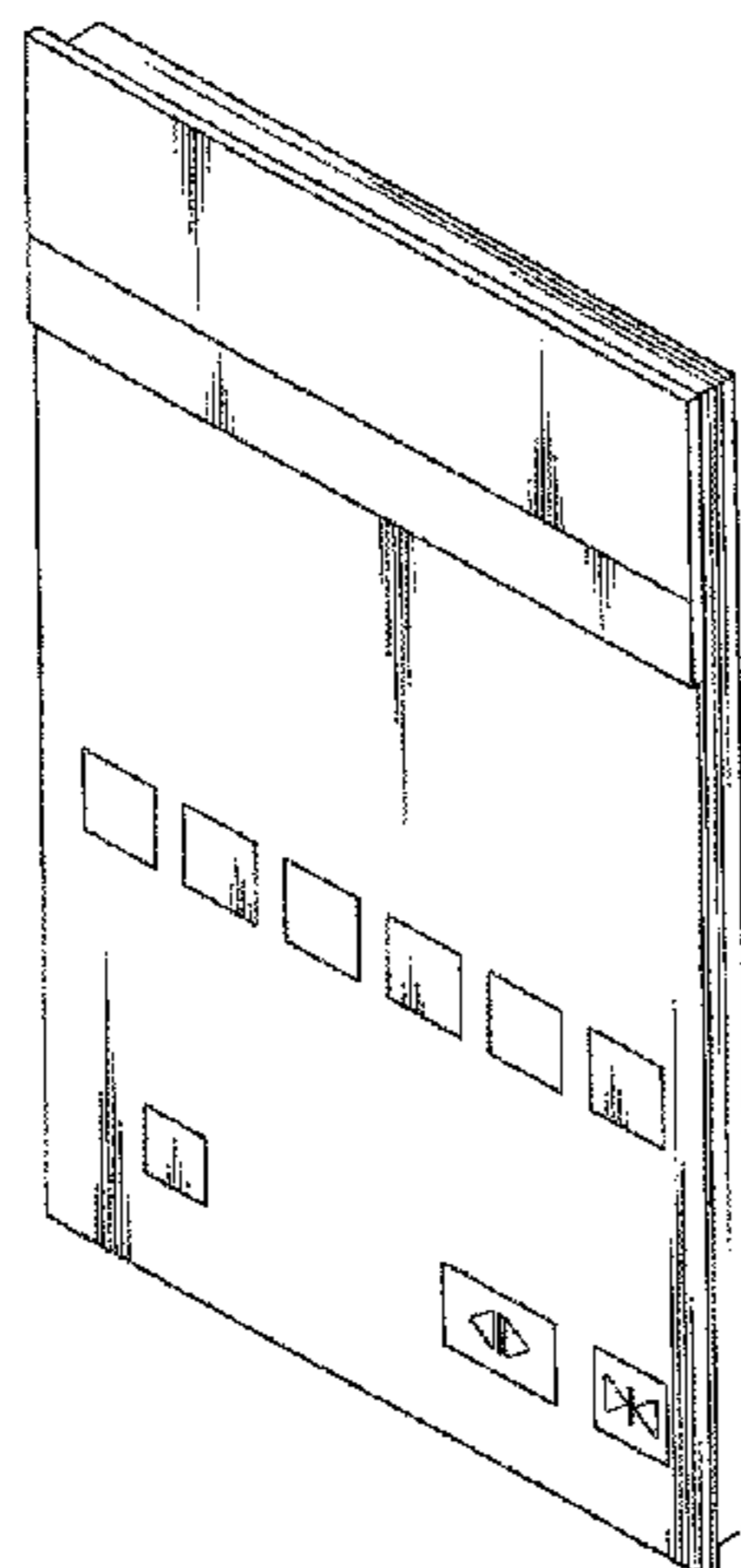
FIG. 18 is an enlarged cross-sectional view thereof; taken along line 18-18 of FIG. 13, with the internal system omitted;

FIG. 19 is a reference view showing the panel of a second embodiment in use wherein the broken line showing of the environment is for illustrative purposes only and forms no part of the claimed design;

FIG. 20 is another front elevation view of the second embodiment thereof; and,

FIG. 21 is yet another alternate front elevation view of the second embodiment thereof.

1 Claim, 15 Drawing Sheets



(56)

References Cited

U.S. PATENT DOCUMENTS

D267,870 S 2/1983 Bevilaqua et al.
 D268,668 S 4/1983 Bevilaqua et al.
 D283,687 S 5/1986 Walser
 D327,856 S 7/1992 Lowe et al.
 D363,247 S 10/1995 Raymond
 5,507,366 A 4/1996 Huang
 5,679,934 A 10/1997 Juntunen et al.
 D392,907 S 3/1998 Buckley, III
 5,821,479 A 10/1998 Kondo et al.
 5,969,306 A 10/1999 Velauthapillai et al.
 6,029,778 A 2/2000 Lacarte Estallo
 6,161,654 A 12/2000 Sirigu et al.
 6,321,877 B2 11/2001 Yamakawa
 6,845,850 B1 1/2005 Schneck
 6,997,288 B2 2/2006 Kakko et al.
 7,021,428 B2 4/2006 Han et al.
 7,040,458 B2 5/2006 Forsythe et al.

D533,894 S 12/2006 Chan
 7,284,639 B2 10/2007 Sasaki et al.
 7,404,470 B2 7/2008 Felder et al.
 7,445,090 B2 11/2008 Bodmer et al.
 D589,832 S 4/2009 Ogura et al.
 D596,977 S 7/2009 Ogura et al.
 D598,396 S 8/2009 Lee
 D615,896 S 5/2010 Rusanen et al.
 D620,455 S 7/2010 Teixeira Pinto Dias
 D620,457 S 7/2010 Maurer et al.
 8,096,388 B2 1/2012 Nakamura
 D678,795 S * 3/2013 Saikawa et al. D10/108
 D679,210 S * 4/2013 Saikawa et al. D10/108
 D681,493 S * 5/2013 Saikawa et al. D10/108
 2003/0164267 A1 9/2003 Hikita
 2004/0245052 A1 12/2004 Felder
 2005/0224297 A1 10/2005 Felder et al.
 2006/0054421 A1 3/2006 Ikeda
 2011/0024240 A1 2/2011 Rusanen et al.

* cited by examiner

Fig. 1

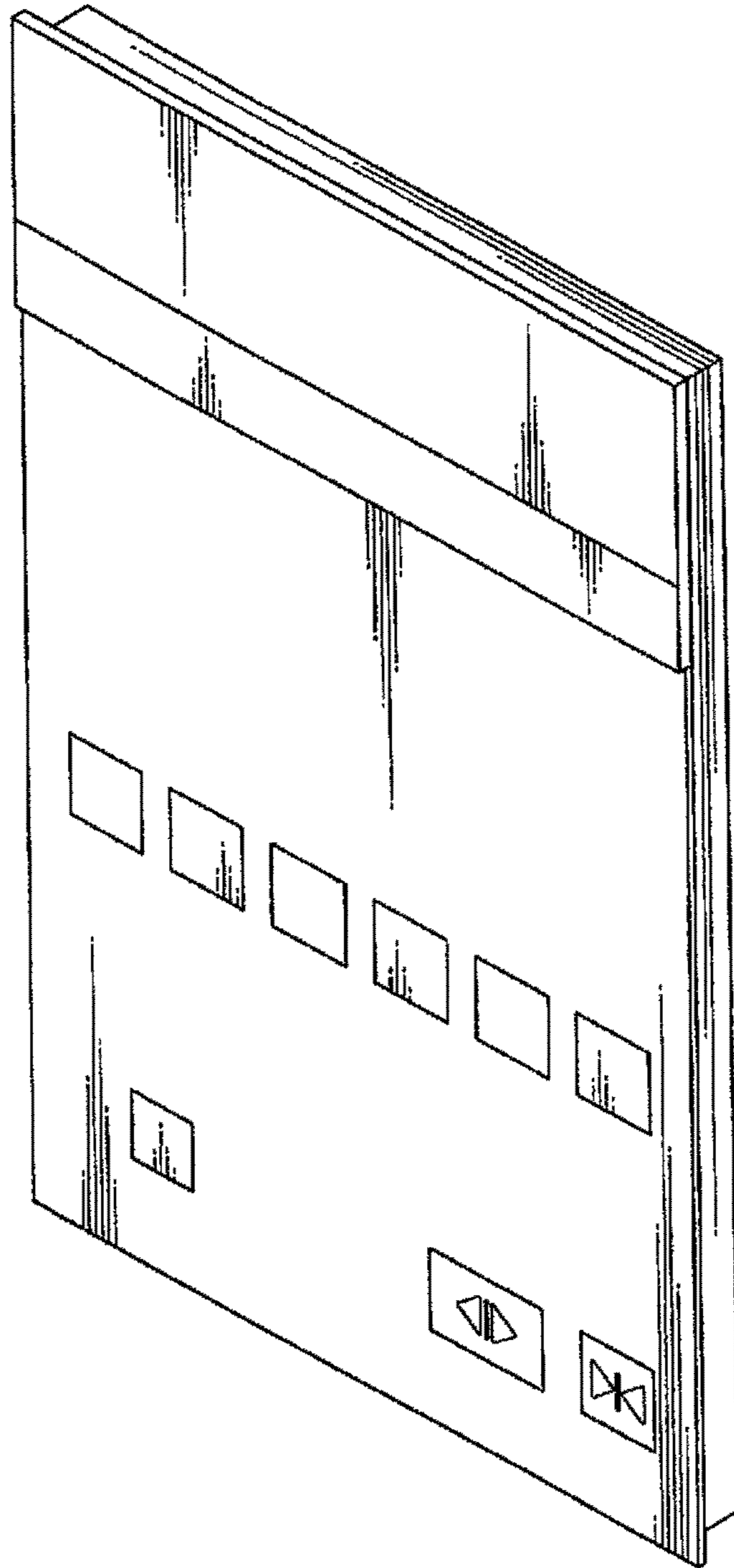


Fig. 2

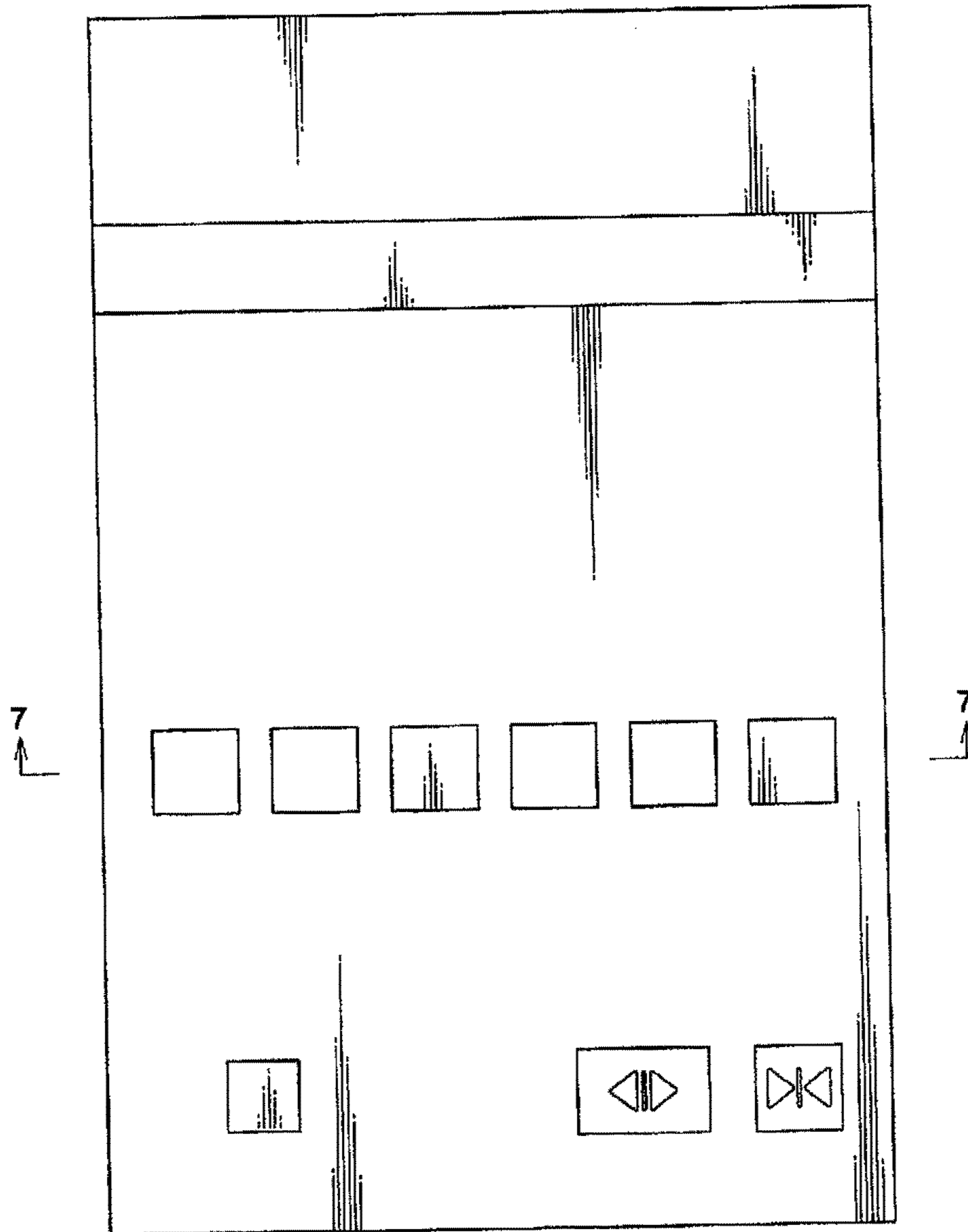


Fig. 3




Fig. 4



Fig. 5




Fig. 6




Fig. 7




Fig. 8

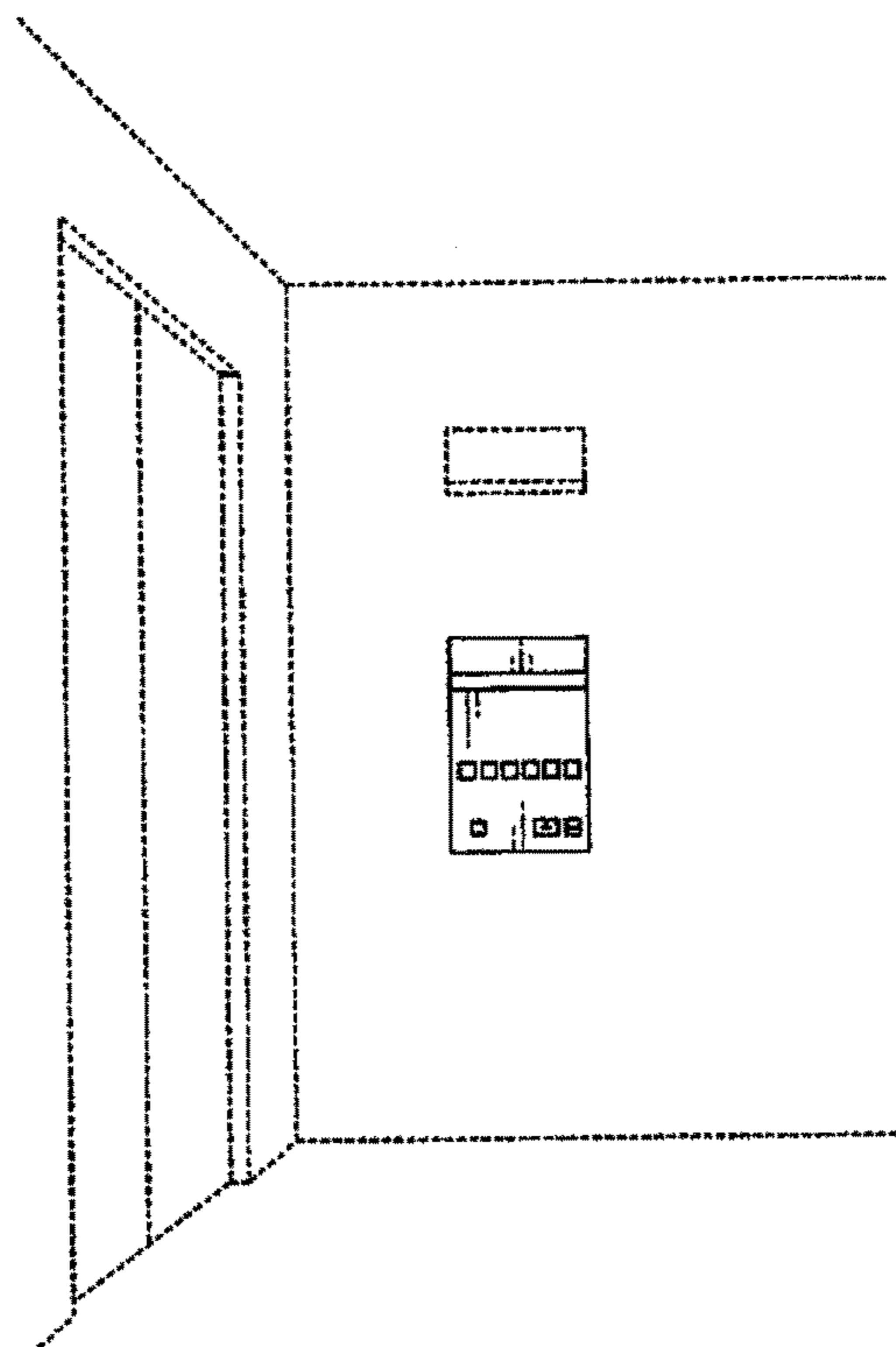


Fig. 9

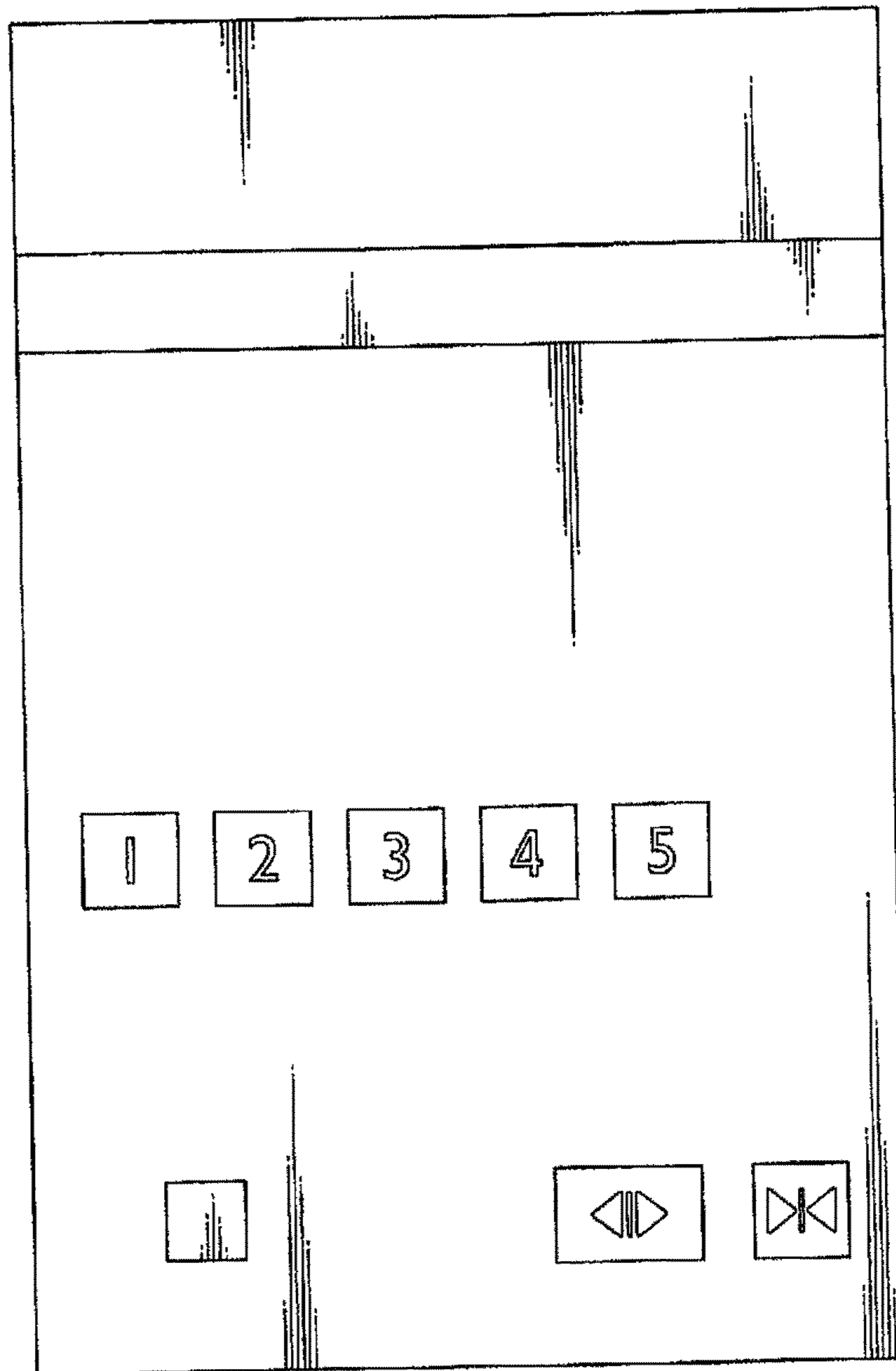


Fig. 10

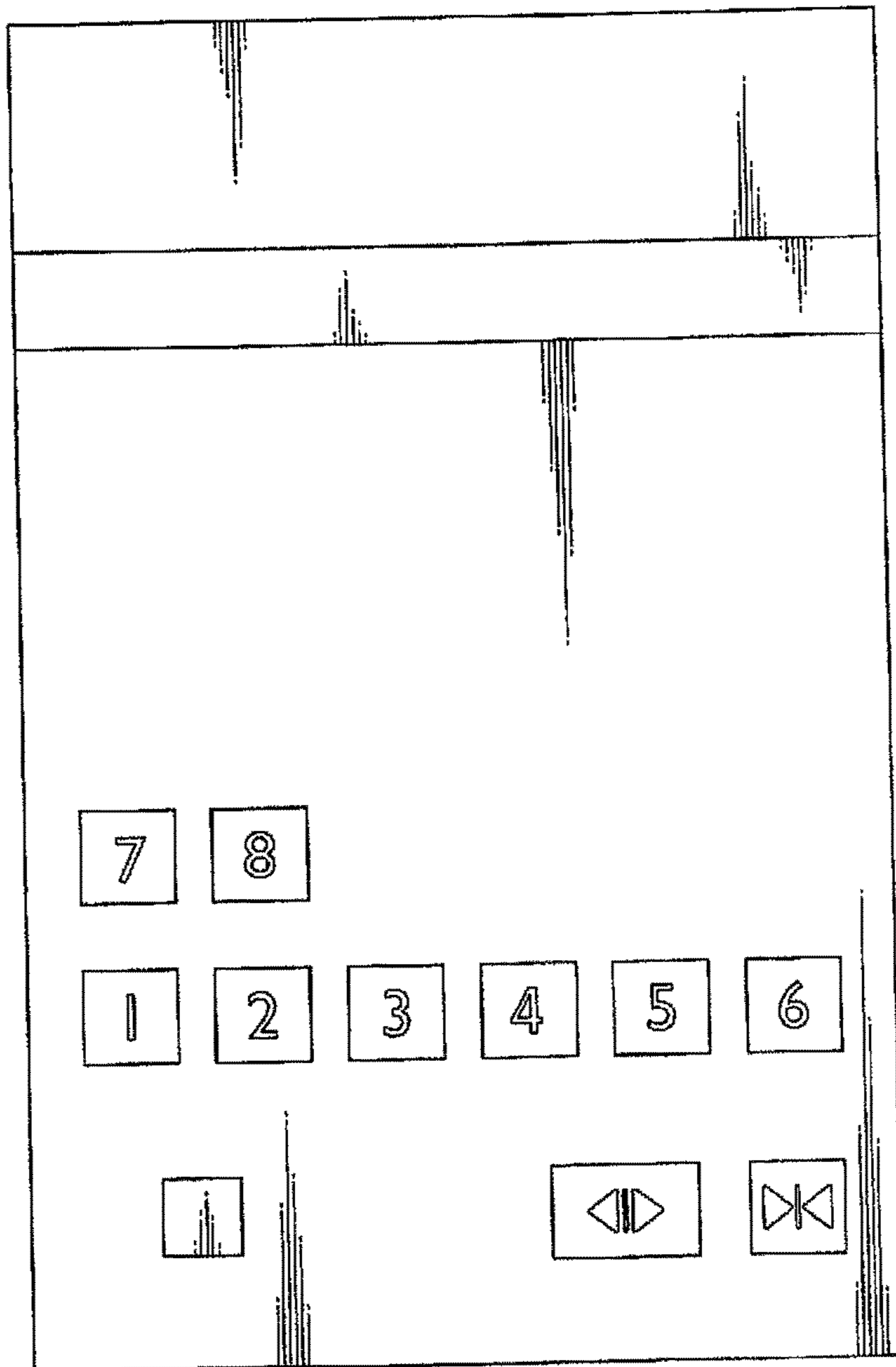


Fig. 11

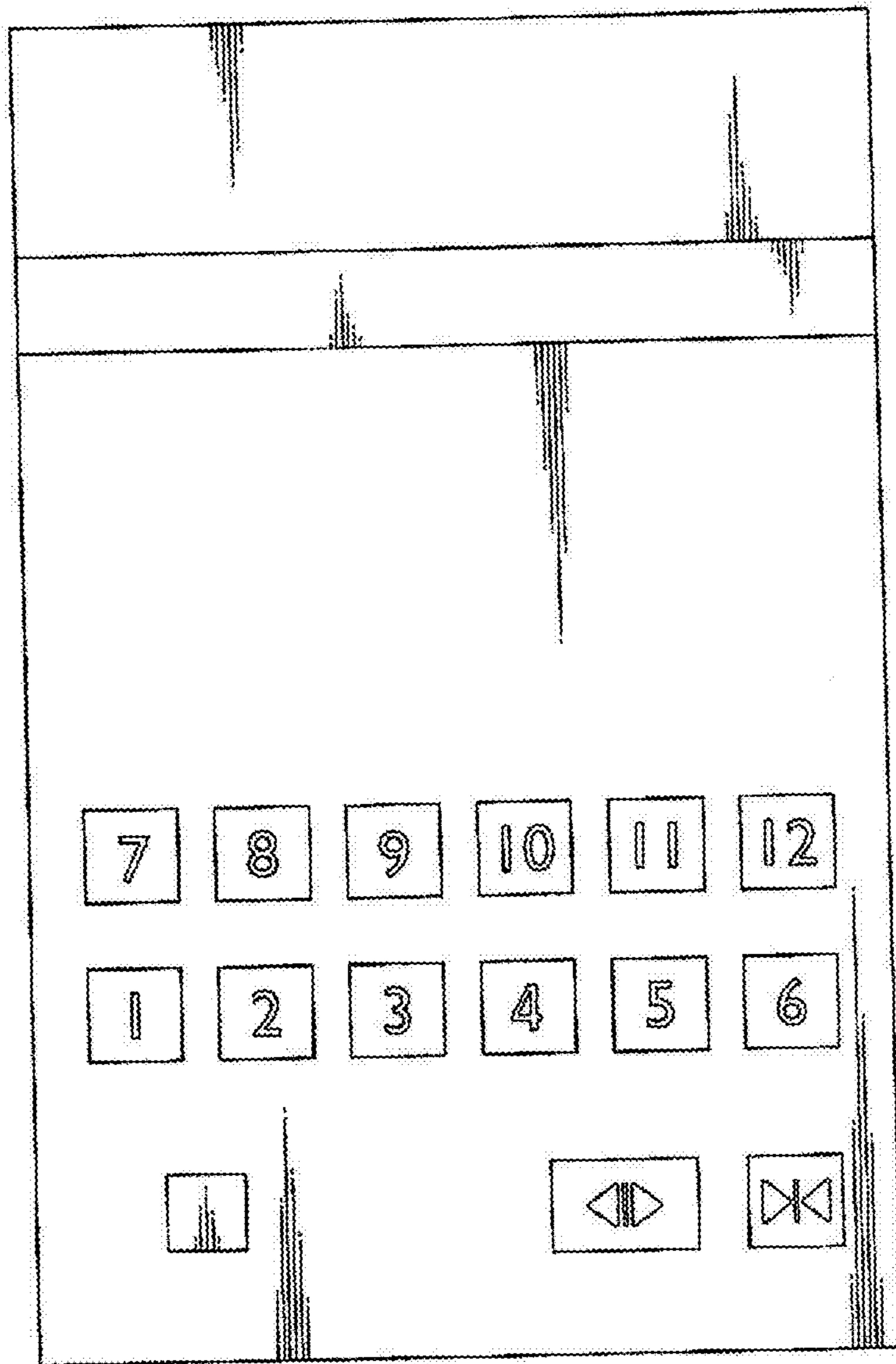


Fig. 12

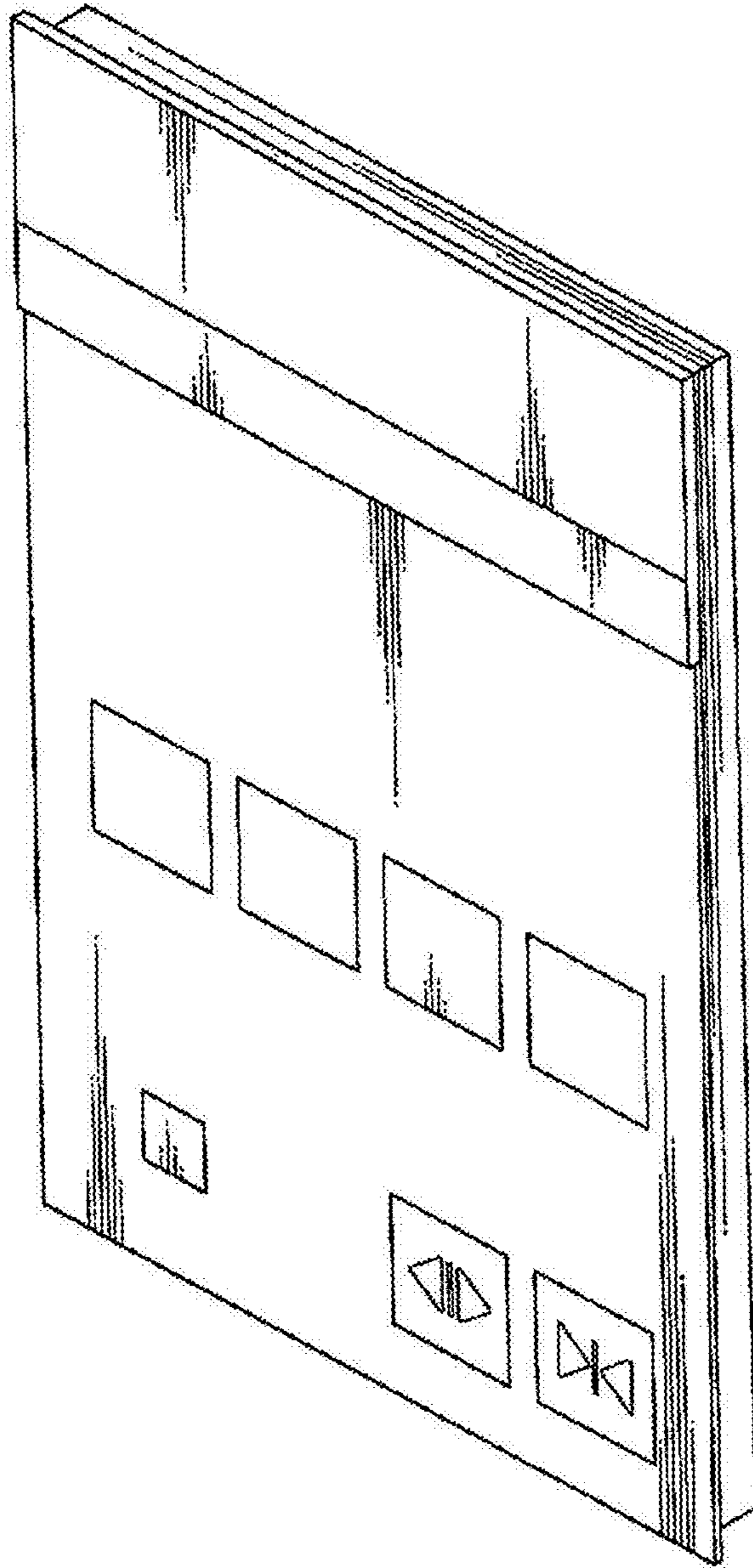


Fig. 13

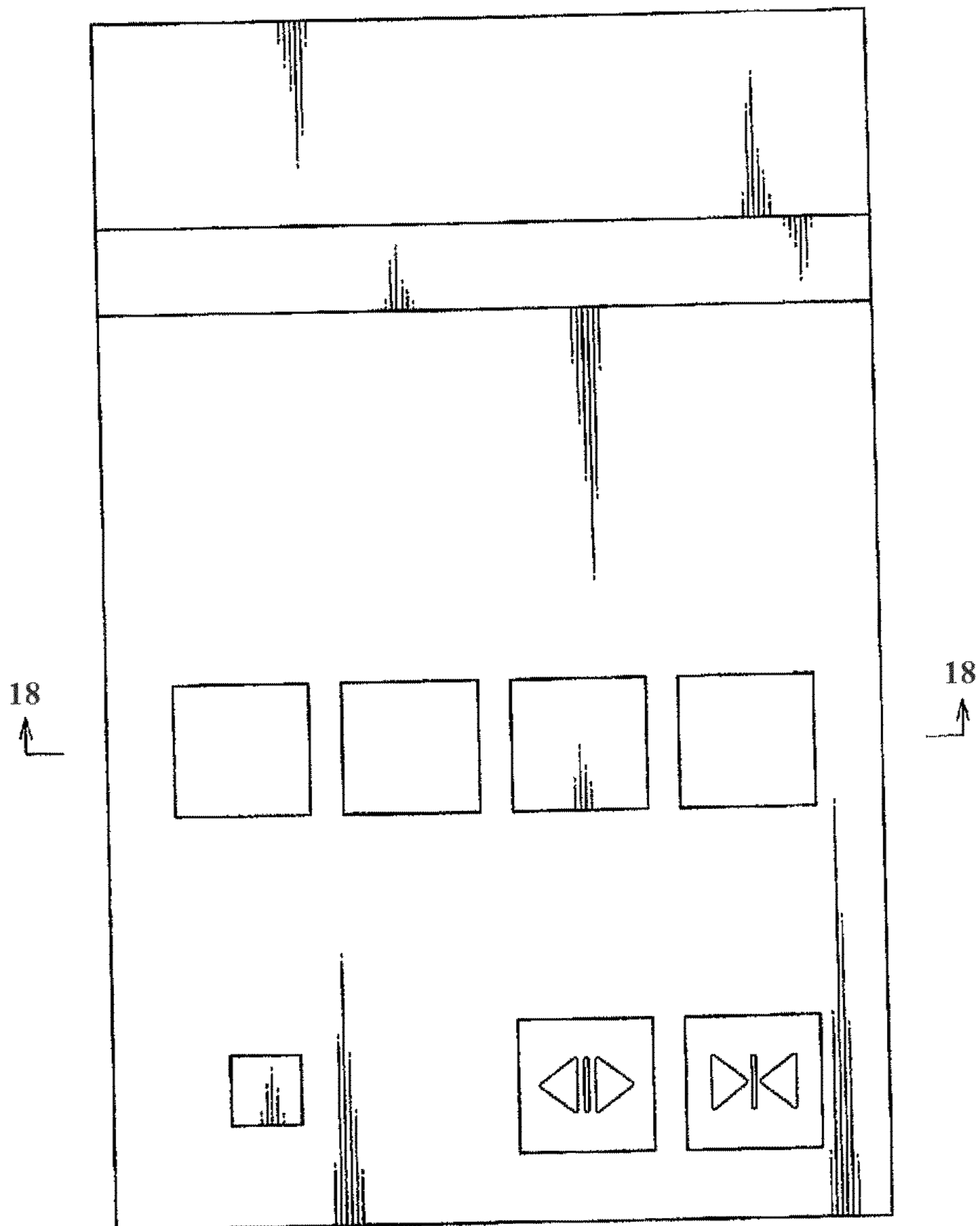


Fig. 14




Fig. 15



Fig. 16




Fig. 17




Fig. 18

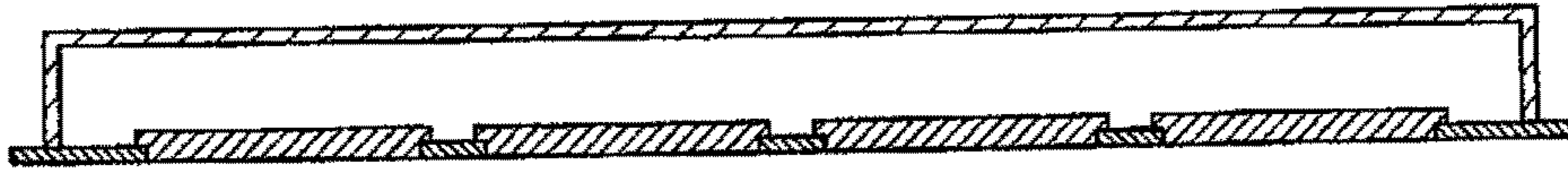


Fig. 19

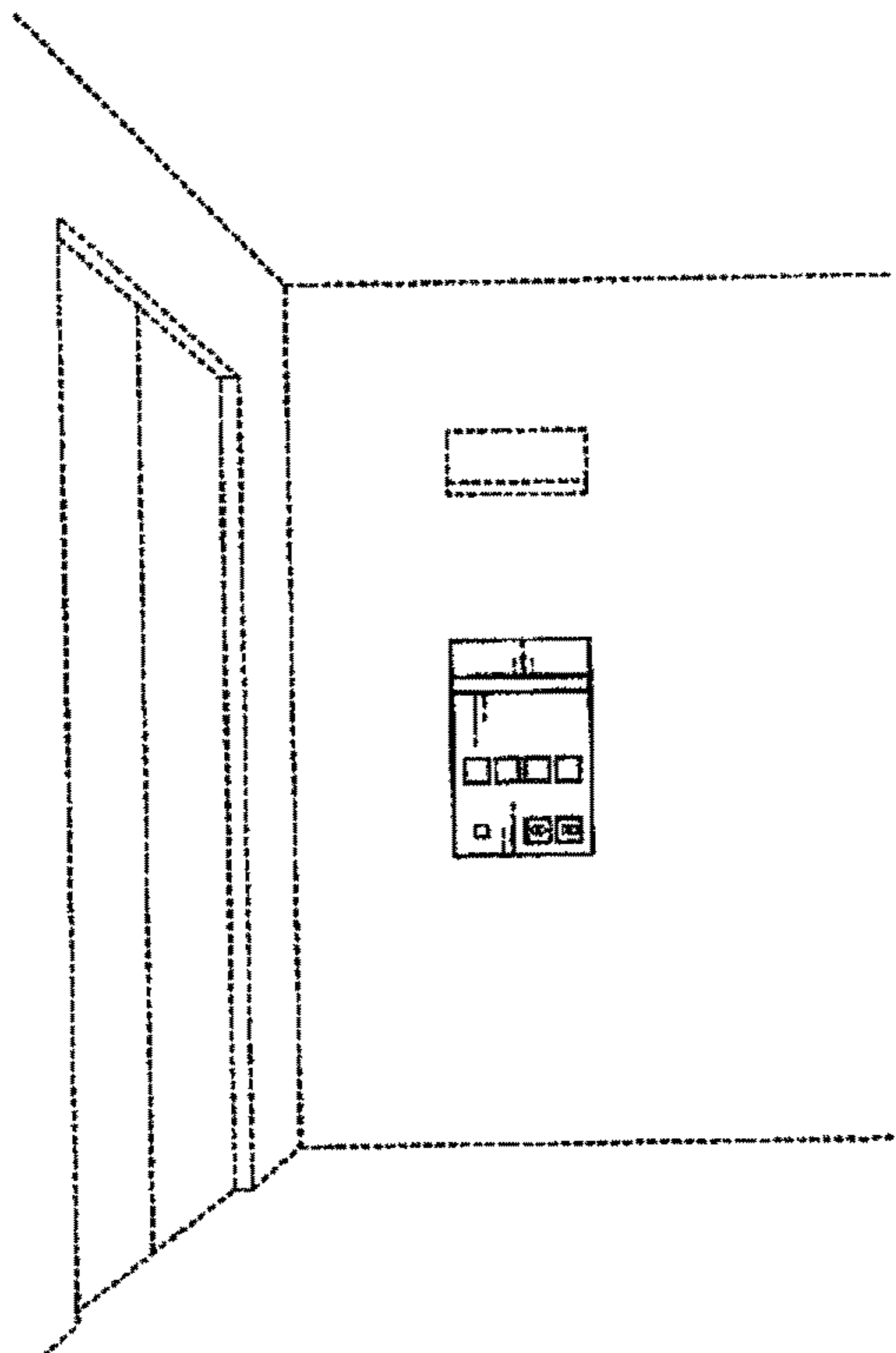


Fig. 20

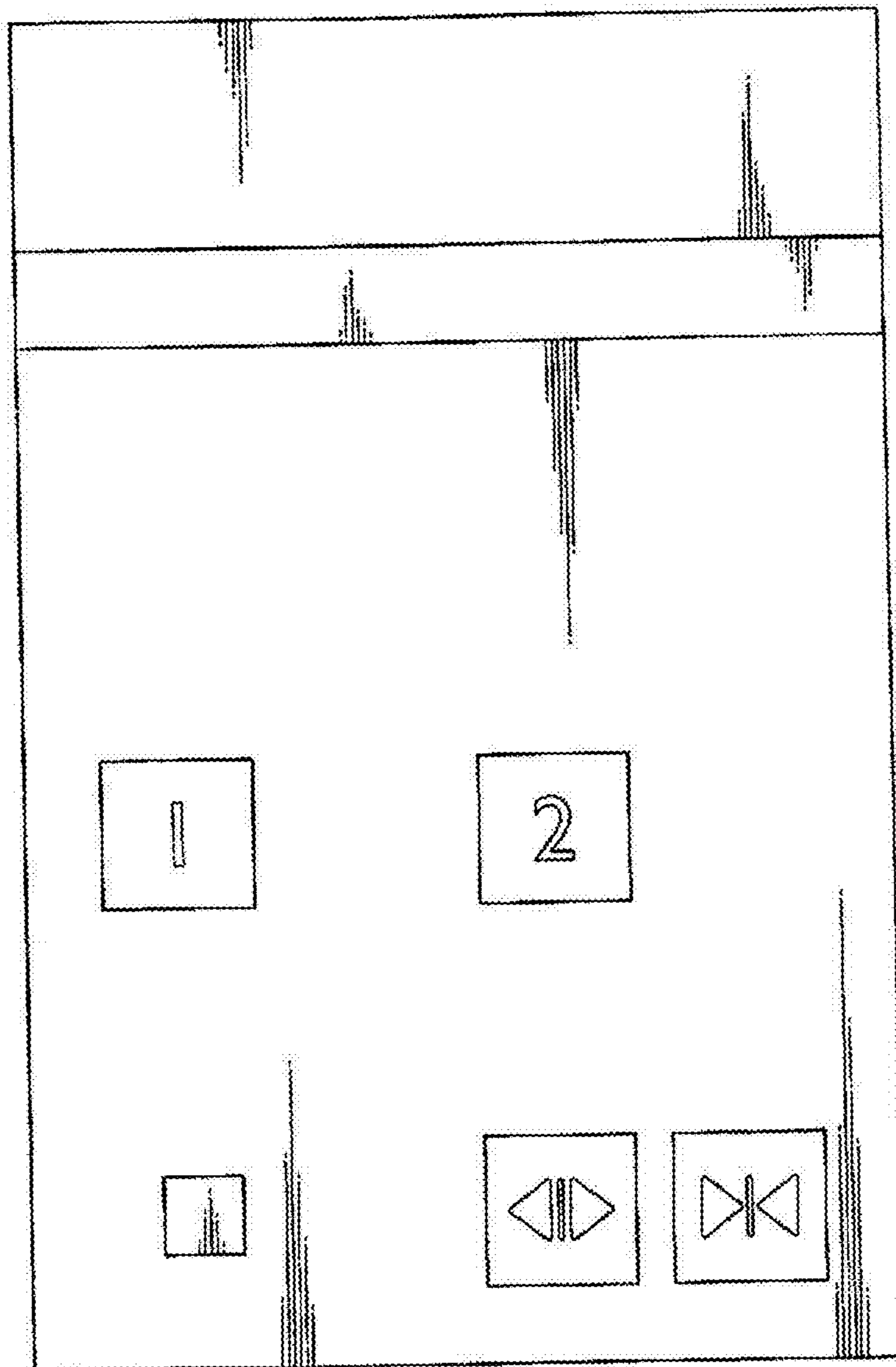


Fig. 21

