



US00D705710S

(12) **United States Design Patent**
Butterworth et al.

(10) **Patent No.:** **US D705,710 S**

(45) **Date of Patent:** **** May 27, 2014**

(54) **VEHICLE COMPONENT**

(71) Applicant: **Jaguar Land Rover Limited**, Coventry (GB)

(72) Inventors: **Simon Butterworth**, Coventry (GB);
Joe Buck, Coventry (GB)

(73) Assignee: **Jaguar Land Rover Limited** (GB)

(**) Term: **14 Years**

(21) Appl. No.: **29/455,906**

(22) Filed: **May 24, 2013**

(30) **Foreign Application Priority Data**

Nov. 26, 2012 (EM) 002142448
Nov. 26, 2012 (EM) 002145471

(51) **LOC (10) Cl.** **12-08**

(52) **U.S. Cl.**
USPC **D12/181**

(58) **Field of Classification Search**
USPC D12/181, 191, 196, 400, 190, 88;
280/727, 770, 848; 296/180.1-180.5,
296/91; 180/903

See application file for complete search history.

(56) **References Cited**

U.S. PATENT DOCUMENTS

D409,963 S * 5/1999 Mobius et al. D12/181
D491,121 S * 6/2004 Yokomaku D12/181

D531,945 S * 11/2006 Saracoglu et al. D12/181
D559,751 S * 1/2008 Djordjevic D12/181
D573,070 S * 7/2008 Akasawa et al. D12/181
D597,457 S * 8/2009 Bhambra D12/181
D669,005 S * 10/2012 Varga D12/181
D683,677 S * 6/2013 Varga D12/181
D686,124 S * 7/2013 Kawasaki D12/181
D686,549 S * 7/2013 Ito D12/181

* cited by examiner

Primary Examiner — Katrina A Betton

(74) *Attorney, Agent, or Firm* — Rader, Fishman & Grauer PLLC

(57) **CLAIM**


The ornamental design for vehicle component, as shown and described.

DESCRIPTION

FIG. 1 is a front perspective view of a vehicle component; FIG. 2 is a rear perspective view of a vehicle component; FIG. 3 is a front view of a vehicle component; FIG. 4 is a rear view of a vehicle component; FIG. 5 is a left side view of a vehicle component; FIG. 6 is a right side view of a vehicle component; FIG. 7 is a top view of a vehicle component; FIG. 8 is a bottom view of a vehicle component; and, FIG. 9 is a supplemental rear perspective view with vehicle component in the installed position.

In the drawings, the broken lines depict portions of a vehicle that form no part of the claimed design.

1 Claim, 6 Drawing Sheets



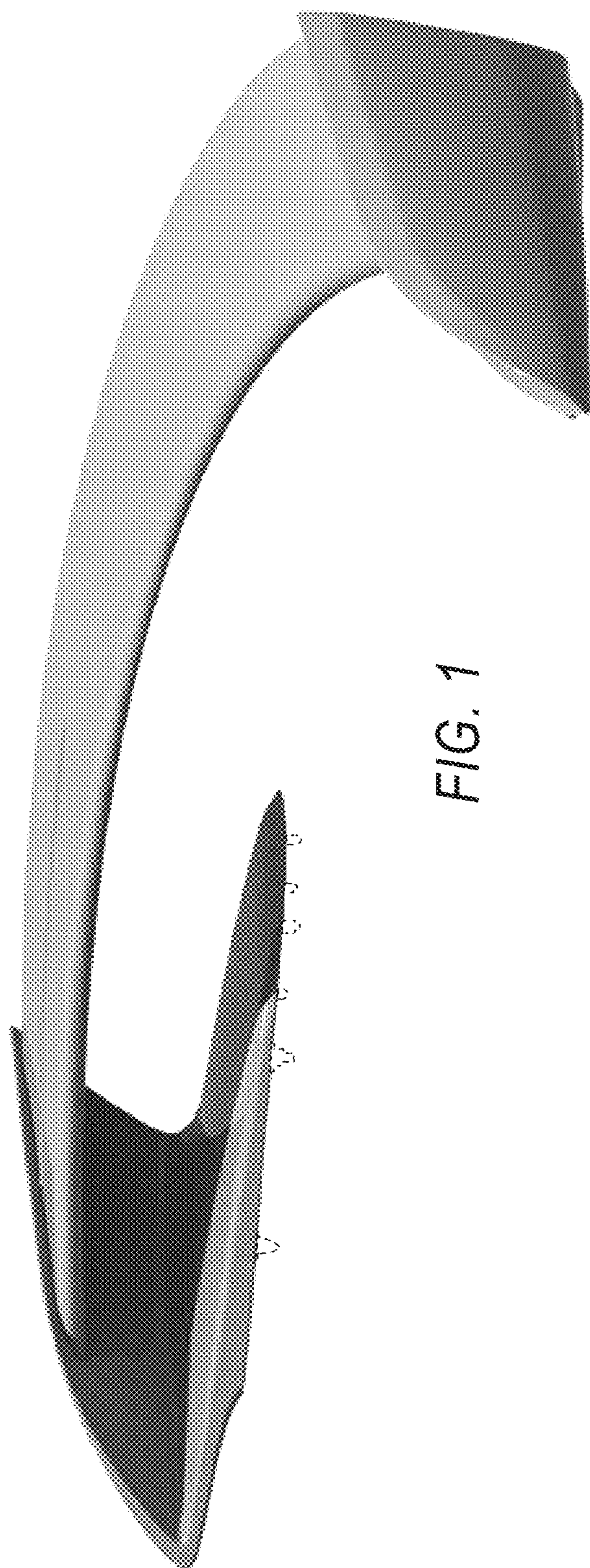


FIG. 1

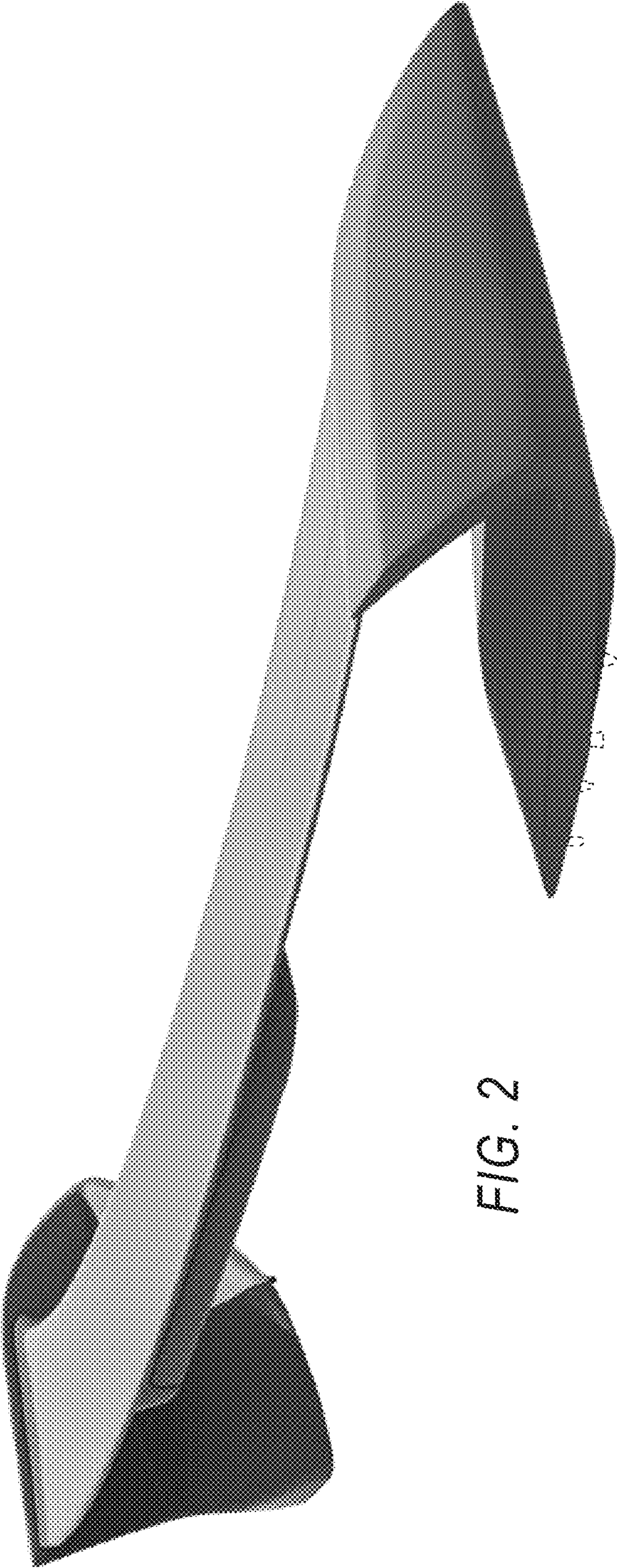


FIG. 2




FIG. 3



FIG. 4

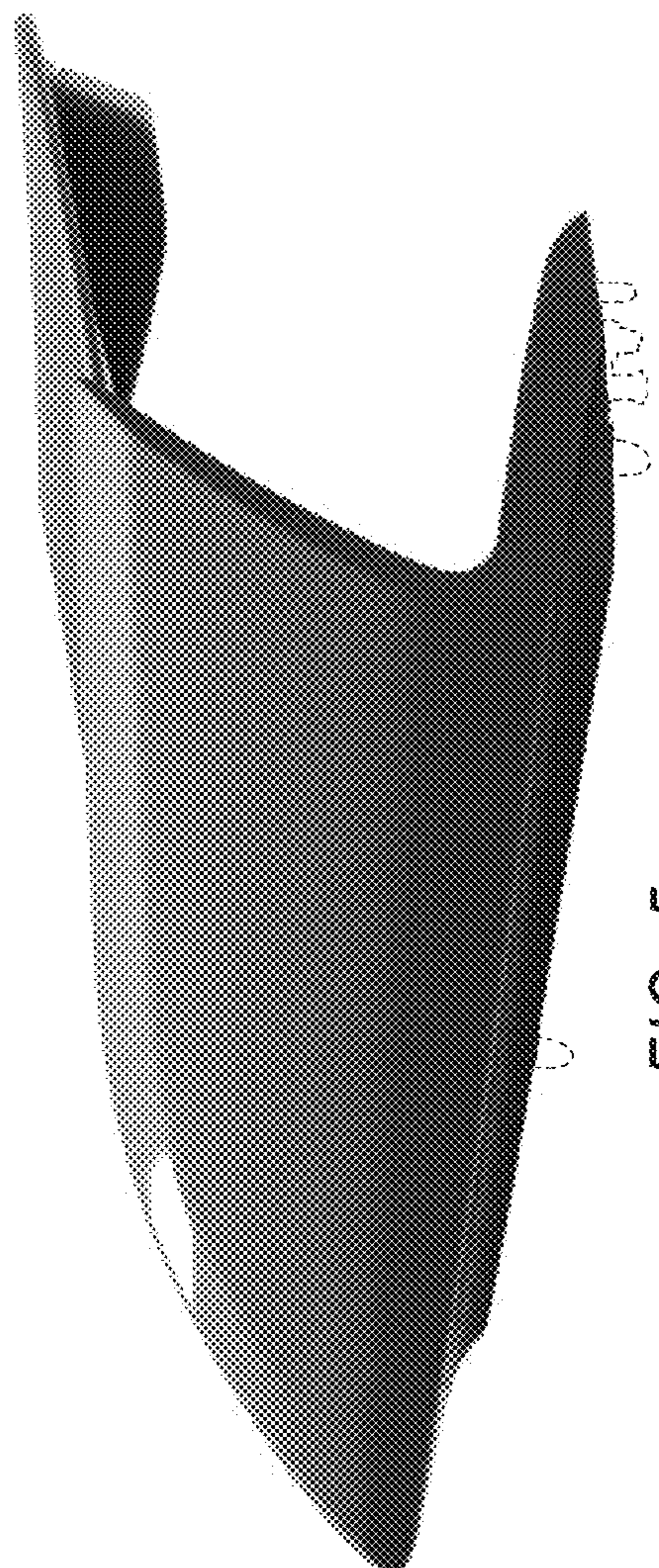


FIG. 5

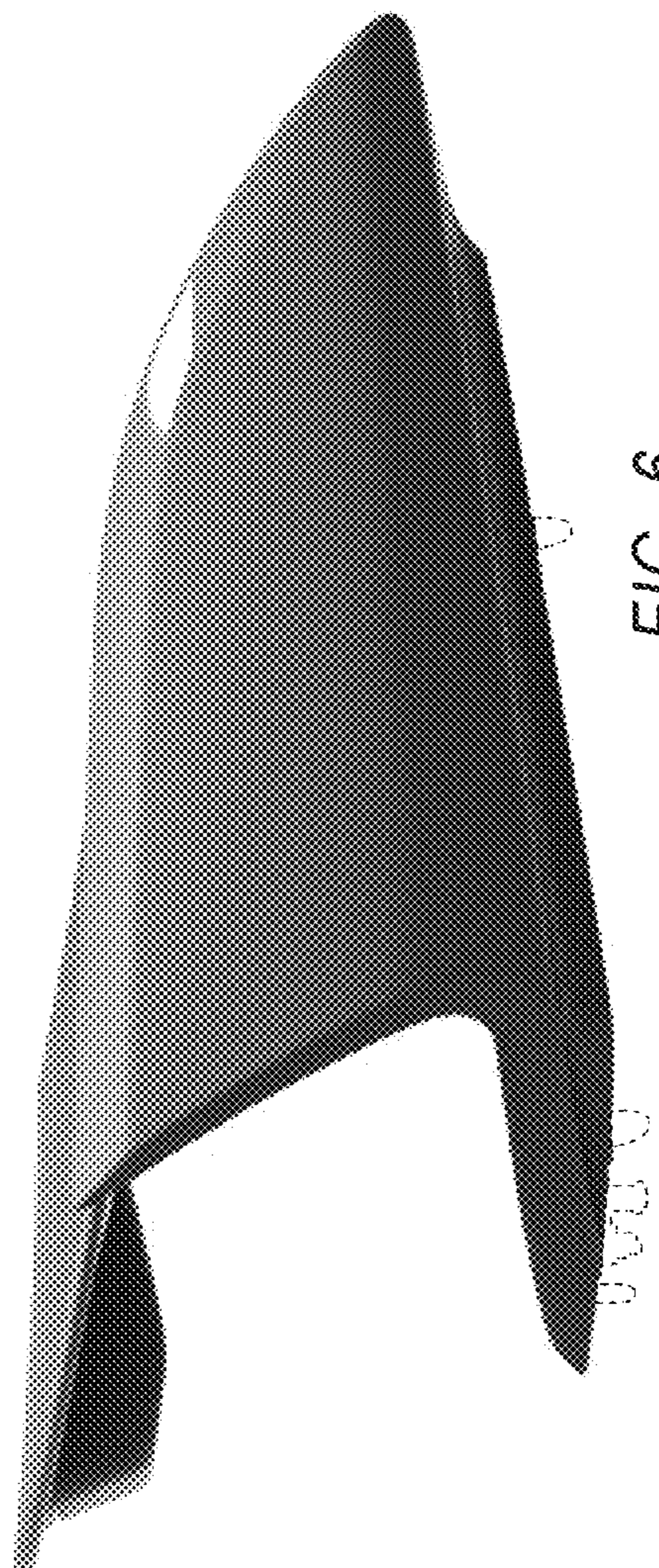


FIG. 6

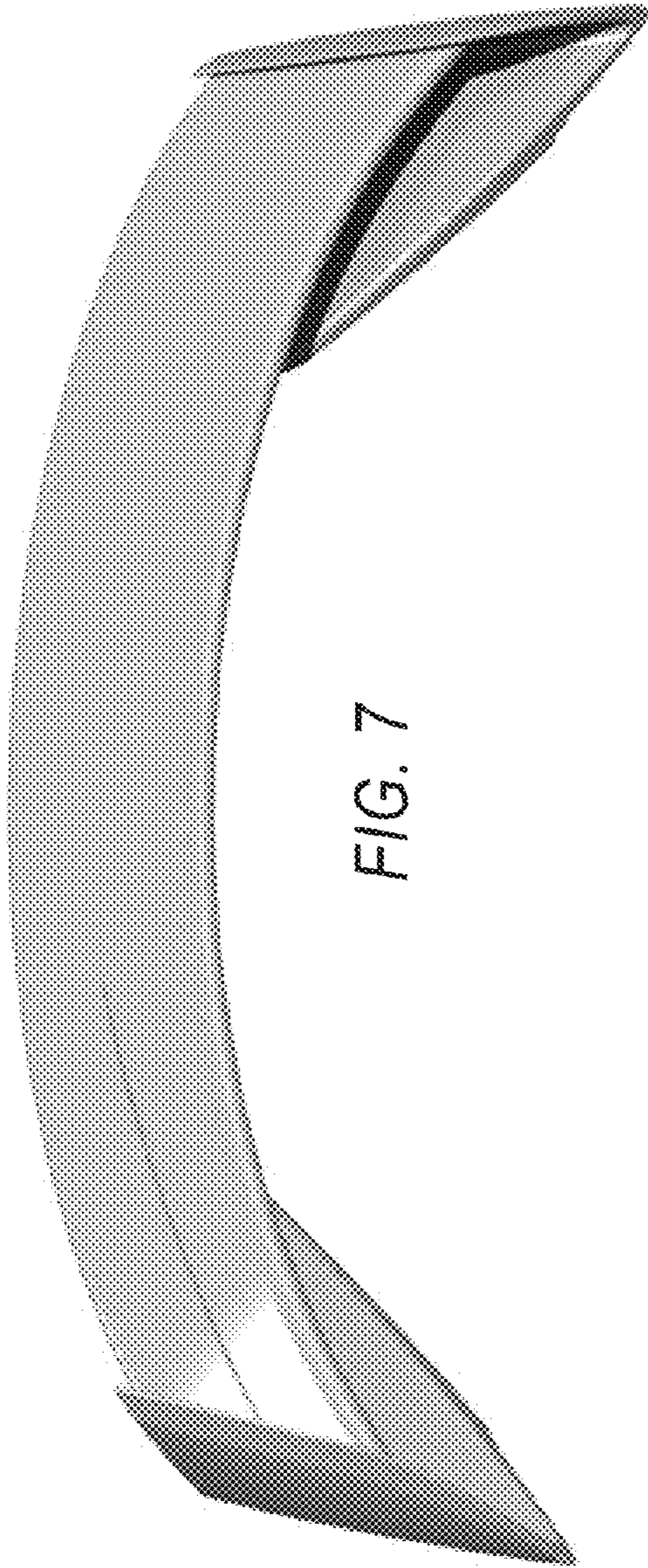


FIG. 7



FIG. 8




FIG. 9