



US00D705706S

(12) **United States Design Patent**
Kawasaki

(10) **Patent No.:** **US D705,706 S**

(45) **Date of Patent:** **** May 27, 2014**

(54) **FRONT BUMPER FOR AUTOMOBILE**

(71) Applicant: **Nissan Motor Co., Ltd.**, Kanagawa (JP)

(72) Inventor: **Kenji Kawasaki**, Tokyo (JP)

(73) Assignee: **Nissan Motor Co., Ltd.**, Yokohama (JP)

(**) Term: **14 Years**

(21) Appl. No.: **29/438,962**

(22) Filed: **Dec. 5, 2012**

(30) **Foreign Application Priority Data**

Jun. 5, 2012 (JP) 2012-013385

(51) **LOC (10) Cl.** **12-16**

(52) **U.S. Cl.**
USPC **D12/169**

(58) **Field of Classification Search**
USPC D12/169, 216, 90-92, 86, 171, 196,
D12/163; 293/102, 113, 115, 117, 120;
296/180.1, 180.2

See application file for complete search history.

(56) **References Cited**

U.S. PATENT DOCUMENTS

D559,743	S	*	1/2008	Nakamuta et al.	D12/169
D565,481	S	*	4/2008	Ohishi et al.	D12/169
D570,260	S	*	6/2008	Suzuki et al.	D12/169
D600,175	S	*	9/2009	Yamazaki et al.	D12/169
D614,088	S	*	4/2010	Ono et al.	D12/169

* cited by examiner

Primary Examiner — Melody Brown

(74) *Attorney, Agent, or Firm* — Global IP Counselors, LLP

(57) **CLAIM**

The ornamental design for a front bumper for an automobile, as shown and described.

DESCRIPTION

FIG. 1 is a front elevational view of a front bumper for automobile showing my new design;
FIG. 2 is a top plan view thereof;
FIG. 3 is a bottom plan view thereof;
FIG. 4 is a left side elevational view thereof;
FIG. 5 is a right side elevational thereof;
FIG. 6 is a top, front and right side perspective view thereof;
and,
FIG. 7 is a bottom, front and left side perspective view thereof.
The rear view of the front bumper forms no part of the claimed design.

1 Claim, 7 Drawing Sheets

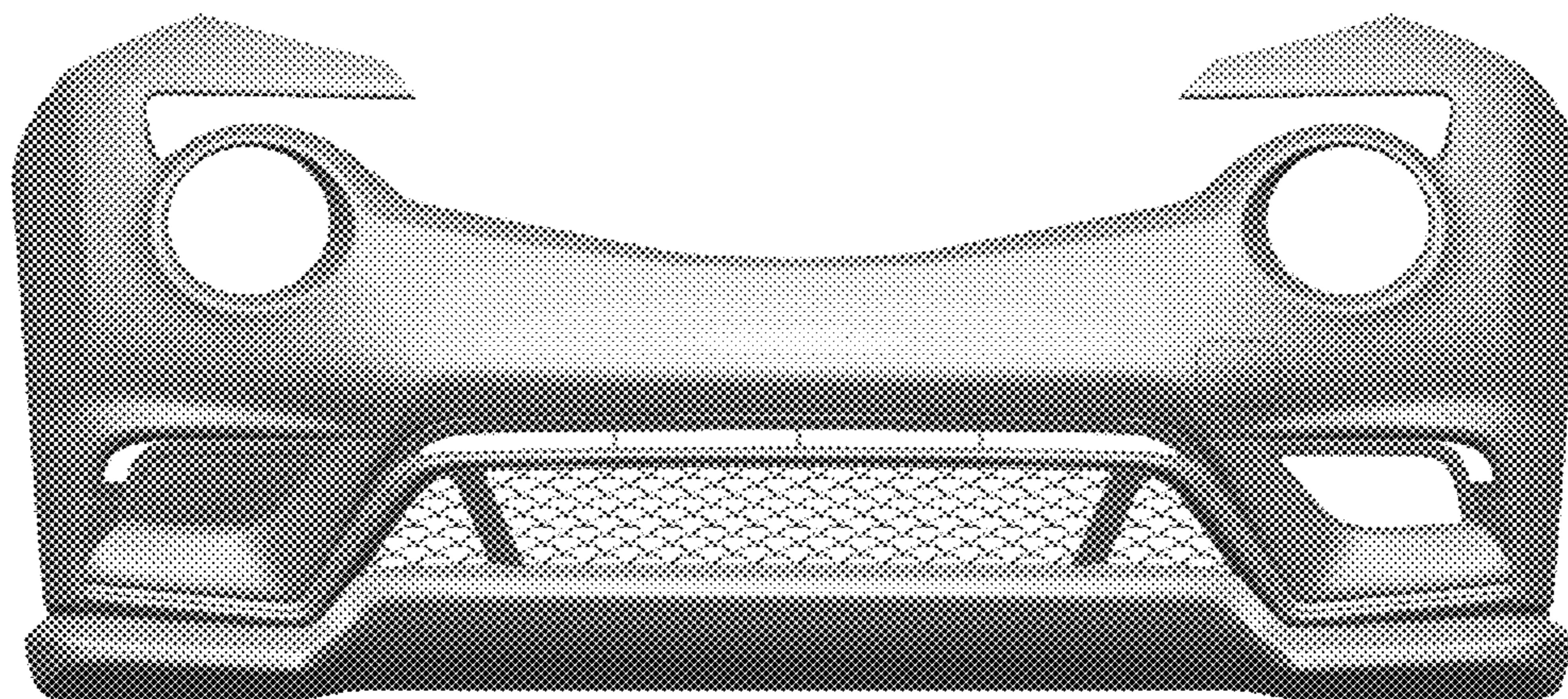




FIG. 1




FIG. 2




FIG. 3




FIG. 4




FIG. 5



FIG. 6




FIG. 7