



US00D705702S

(12) **United States Design Patent**
Auerbach et al.

(10) **Patent No.:** **US D705,702 S**

(45) **Date of Patent:** **** May 27, 2014**

(54) **MOTOR VEHICLE, TOY REPLICA AND/OR OTHER REPLICAS**

(75) Inventors: **Markus Auerbach**, Ingolstadt (DE);
Juergen Loeffler, Gaimersheim (DE);
Christina Wittmann, Ingolstadt (DE)

(73) Assignee: **Audi AG**, Ingolstadt (DE)

(**) Term: **14 Years**

(21) Appl. No.: **29/415,260**

(22) Filed: **Mar. 8, 2012**

(30) **Foreign Application Priority Data**

Sep. 9, 2011 (EM) 001914797-0002

(51) **LOC (10) Cl.** **12-08**

(52) **U.S. Cl.**
USPC **D12/92**

(58) **Field of Classification Search**
USPC D12/1, 16, 85, 86, 87, 88, 89, 90, 93;
D21/424, 433, 533, 548, 549, 550,
D21/551; 296/181.1, 181.5; 280/124.11,
280/779; 180/68.1, 68.408, 291, 311, 357
See application file for complete search history.

(56) **References Cited**

U.S. PATENT DOCUMENTS

D331,895 S *	12/1992	Panoz et al.	D12/92
D398,882 S *	9/1998	Powell	D12/88
D439,205 S *	3/2001	Leutz	D12/92
D441,690 S *	5/2001	Carr et al.	D12/87
D444,736 S *	7/2001	Schuttera et al.	D12/92
D455,984 S *	4/2002	Boulay et al.	D12/92
D471,136 S *	3/2003	Cofano	D12/87
D477,253 S *	7/2003	Minami et al.	D12/92
D534,459 S *	1/2007	Kim et al.	D12/91
D551,120 S *	9/2007	De Bruijn	D12/92

D564,945 S *	3/2008	Chung et al.	D12/92
D579,060 S *	10/2008	Brockmeyer	D21/424
D589,844 S *	4/2009	Aube et al.	D12/85
D589,845 S *	4/2009	Shamenkov et al.	D12/92
D608,696 S *	1/2010	Bauer et al.	D12/92
D610,042 S *	2/2010	Bauer et al.	D12/92
D617,684 S *	6/2010	Nagura et al.	D12/92
D618,592 S *	6/2010	Lo et al.	D12/92
D626,601 S *	11/2010	Syring	1/1
D641,665 S *	7/2011	Larson et al.	D12/92
D660,747 S *	5/2012	Koehl et al.	D12/90
D664,475 S *	7/2012	Takahashi	D12/92
D664,896 S *	8/2012	Szews et al.	D12/91
D666,127 S *	8/2012	Nam	D12/85
D670,202 S *	11/2012	Blasi	D12/92
2007/0151793 A1 *	7/2007	Plavetich et al.	180/311

* cited by examiner

Primary Examiner — Phillip S Hyder

(74) *Attorney, Agent, or Firm* — Abelman, Frayne & Schwab

(57) **CLAIM**

The ornamental design for a motor vehicle, toy replica and/or other replicas, as shown and described.

DESCRIPTION

FIG. 1 is a front and left side perspective view of the motor vehicle, toy replica and/or other replicas showing our new design;

FIG. 2 is a left side elevational view thereof;

FIG. 3 is a right side elevational view thereof;


FIG. 4 is a top plan view thereof;

FIG. 5 is a rear elevational view thereof; and,

FIG. 6 is a front elevational view thereof.

The uniform broken lines shown in the drawings illustrate portions of the motor vehicle, toy replica and/or other replicas that form no part of the claimed design. The dash-dot broken lines illustrate boundaries between claimed and unclaimed surfaces and form no part of the claimed design.

1 Claim, 6 Drawing Sheets



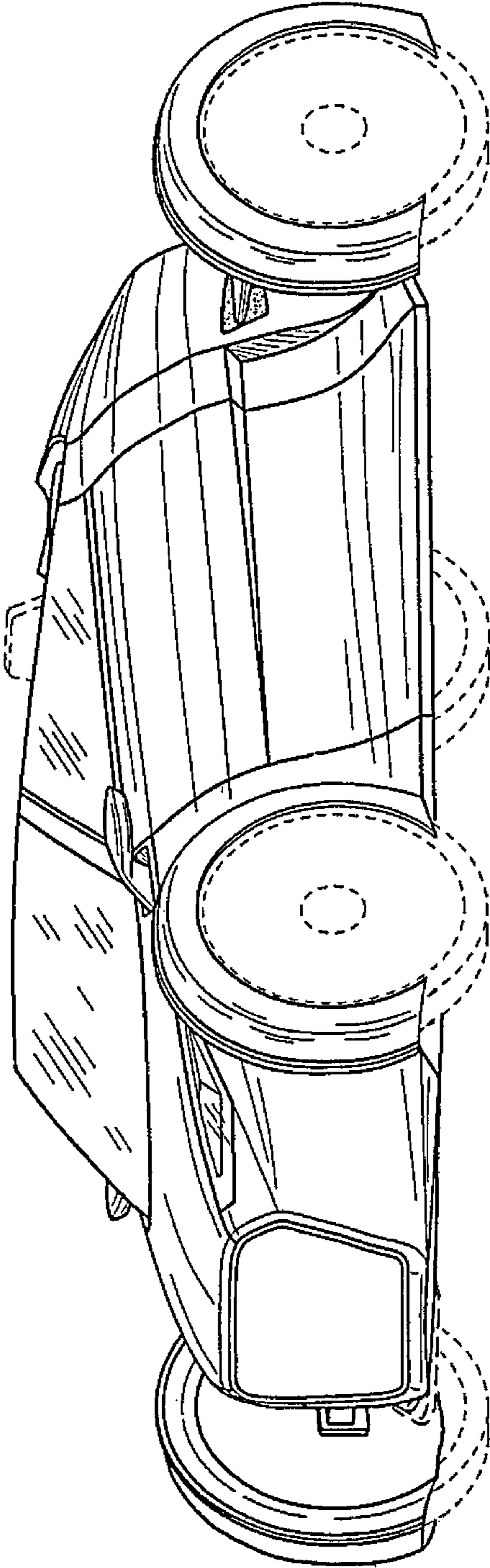


FIG. 1

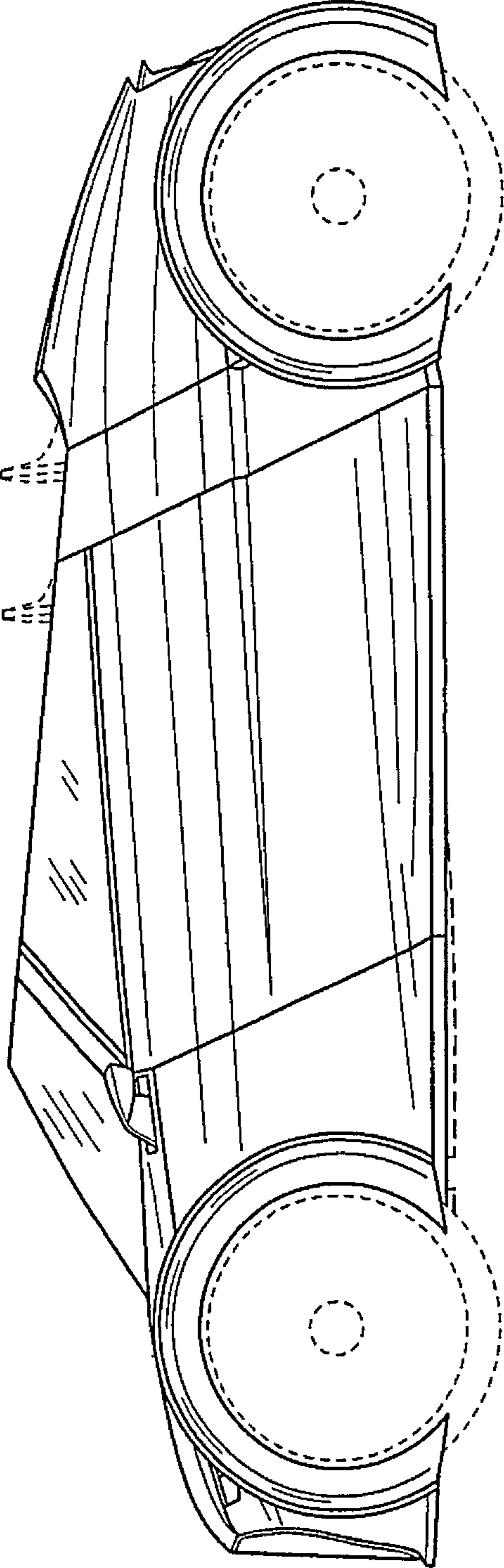


FIG. 2

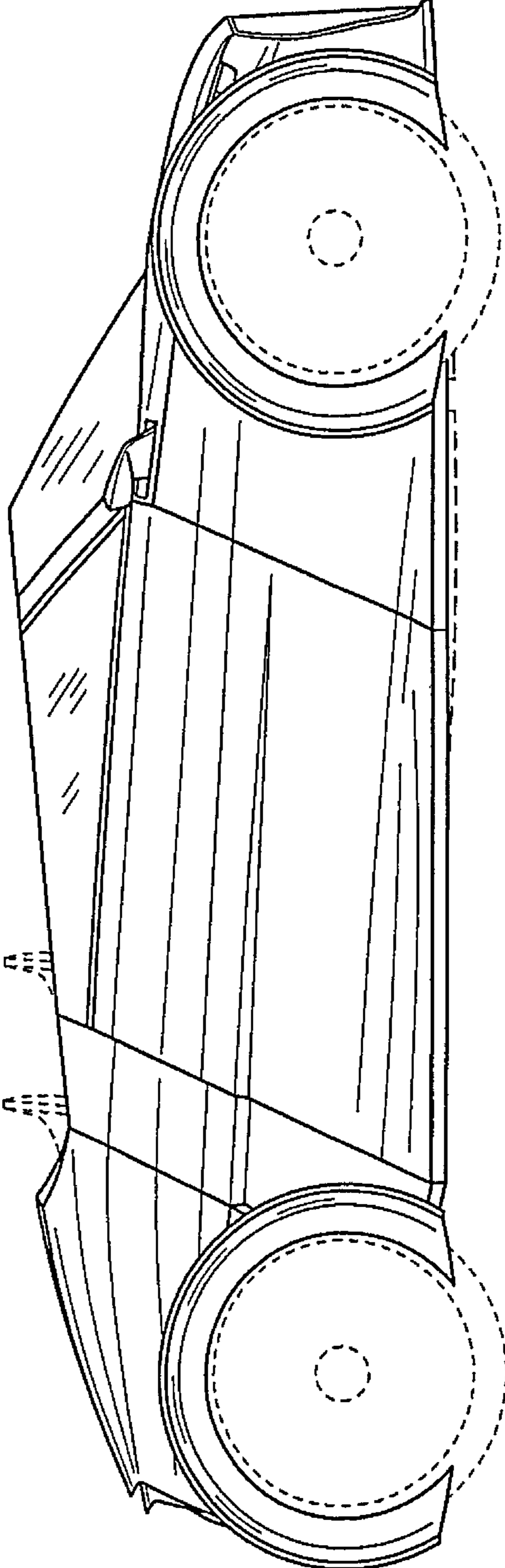


FIG. 3

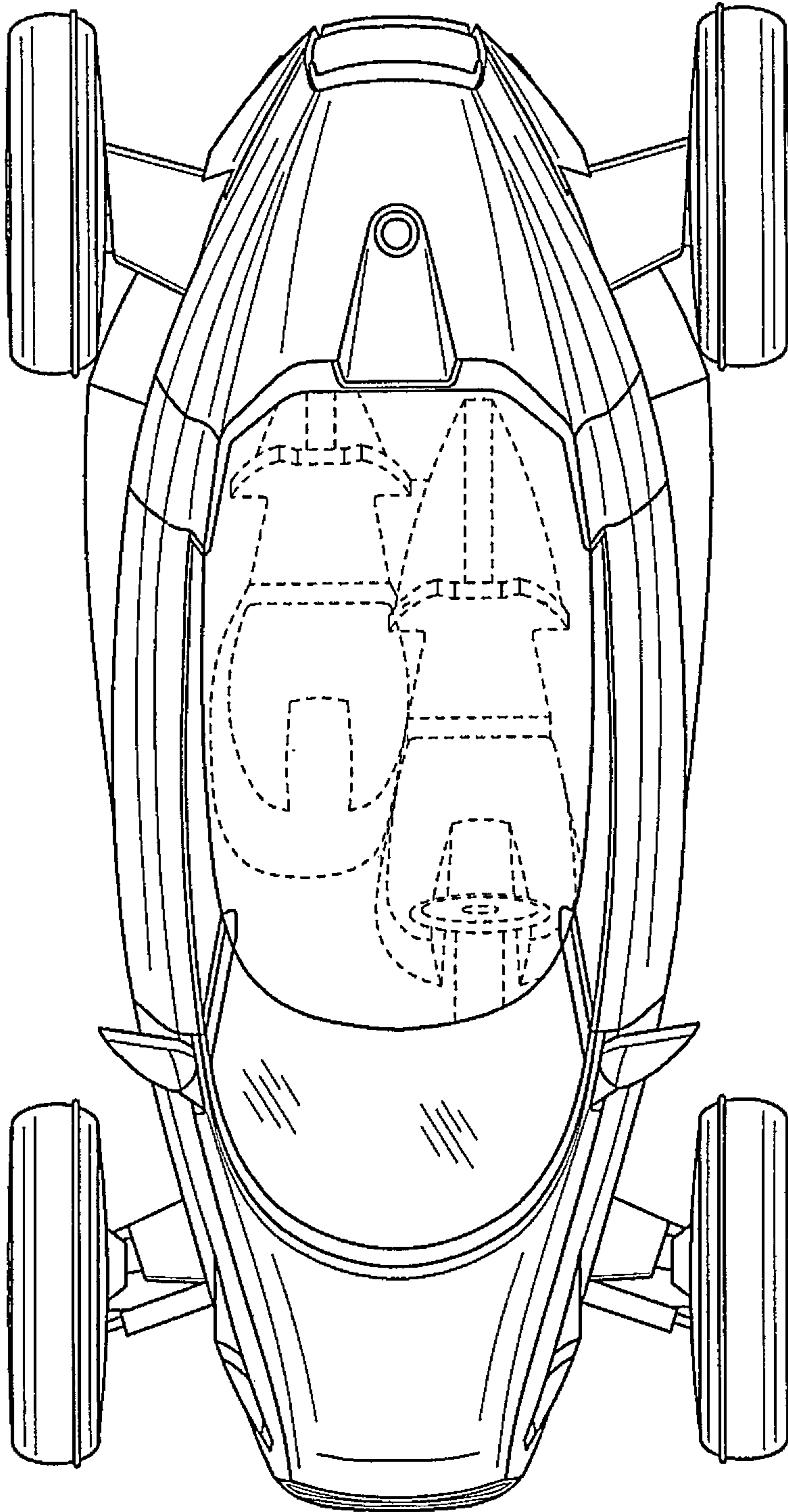


FIG. 4

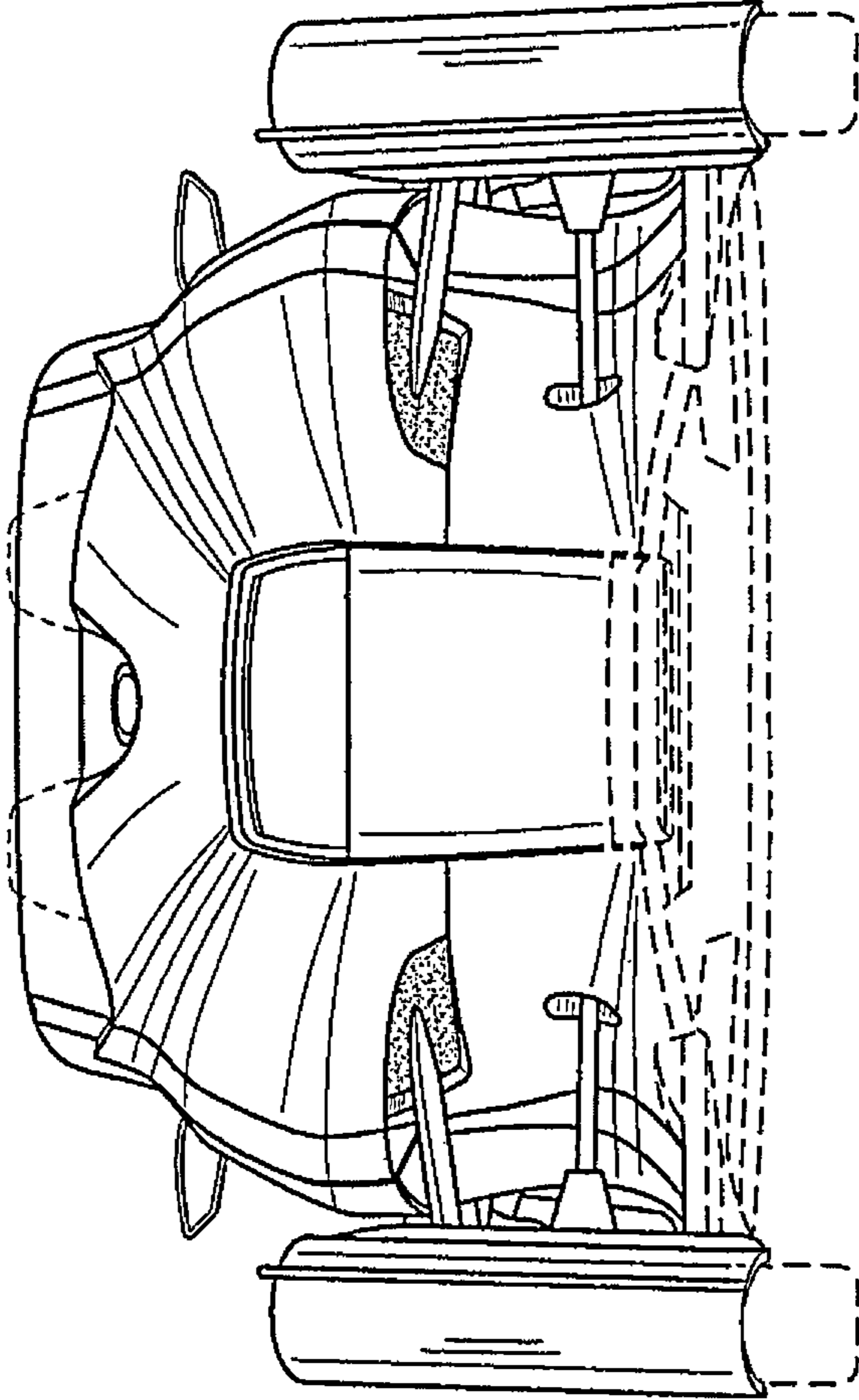


FIG. 5

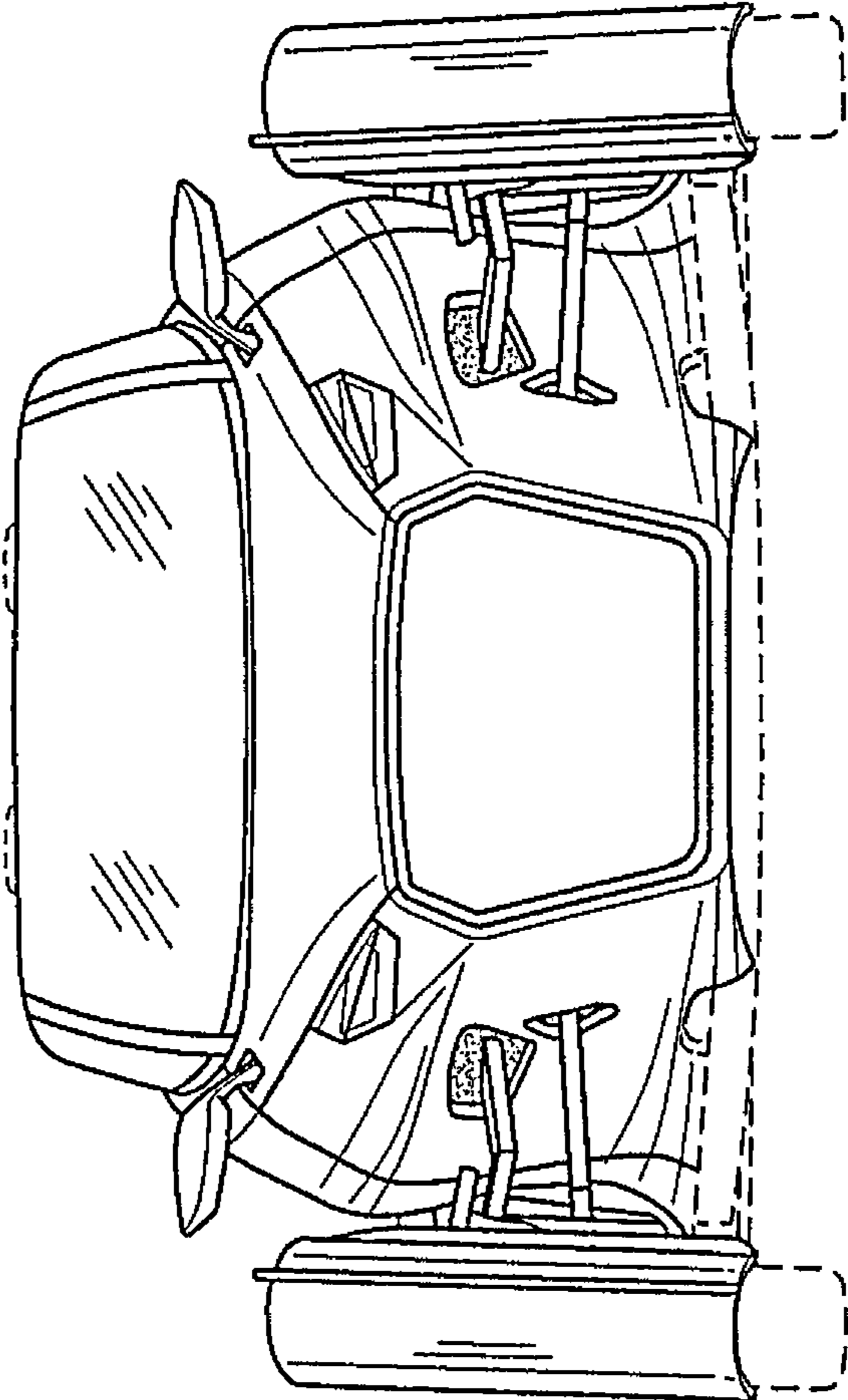


FIG. 6