



US00D705694S

(12) **United States Design Patent**
Rice

(10) **Patent No.:** **US D705,694 S**

(45) **Date of Patent:** **** May 27, 2014**

(54) **JEWELRY**

(71) Applicant: **Carla M. Rice**, Henderson, NV (US)

(72) Inventor: **Carla M. Rice**, Henderson, NV (US)

(**) Term: **14 Years**

(21) Appl. No.: **29/450,500**

(22) Filed: **Mar. 18, 2013**

(51) **LOC (10) Cl.** **11-01**

(52) **U.S. Cl.**
USPC **D11/81**

(58) **Field of Classification Search**
CPC A44C 1/00; A44C 7/002; A44C 15/0055;
A44C 17/02; A44C 17/0208; A44C 17/0241;
A44C 17/0258; A44C 25/001; A44C 25/002;
A44C 25/004; A44C 25/007
USPC D11/43, 44, 45, 56, 79-86, 95, 96, 99,
D11/100, 101, 136, 1, 2, 7; 63/12, 13, 18,
63/20

See application file for complete search history.

(56) **References Cited**

U.S. PATENT DOCUMENTS

D266,154 S	9/1982	Zaboyan	
D301,318 S *	5/1989	Yoshida	D11/79
D321,331 S	11/1991	Royer	
D335,264 S *	5/1993	Coleman	D11/79
D381,926 S *	8/1997	Bernsen	D11/79
D420,618 S *	2/2000	Minister	D11/103
D429,474 S *	8/2000	Stein	D11/79
D434,689 S	12/2000	Nasr	
D443,225 S	6/2001	Naor	
D454,516 S *	3/2002	Kim	D11/79
D467,832 S *	12/2002	Pinto	D11/83
D486,751 S *	2/2004	Sperry	D11/56
D516,455 S *	3/2006	Dunikoski et al.	D11/79
D516,938 S *	3/2006	Dunikoski et al.	D11/79
D550,582 S *	9/2007	Gruosi-Scheufele	D11/43
D575,185 S	8/2008	Olsen	

D580,812 S *	11/2008	Grassi Damiani	D11/40
D587,620 S	3/2009	Dunikoski et al.	
D587,621 S	3/2009	Dunikoski et al.	
D587,622 S *	3/2009	Dunikoski et al.	D11/101
D592,093 S *	5/2009	DaCosta	D11/79
D592,094 S	5/2009	Vanden Berg	
D604,195 S *	11/2009	Overson et al.	D11/103
D658,532 S *	5/2012	Papadimitriou	D11/79
D683,255 S *	5/2013	Rice	D11/81
D683,256 S *	5/2013	Rice	D11/81

* cited by examiner

Primary Examiner — Garth Rademaker

Assistant Examiner — Melanie Pellegrini

(74) *Attorney, Agent, or Firm* — Rob L. Phillips; Greenberg Taurig, LLP

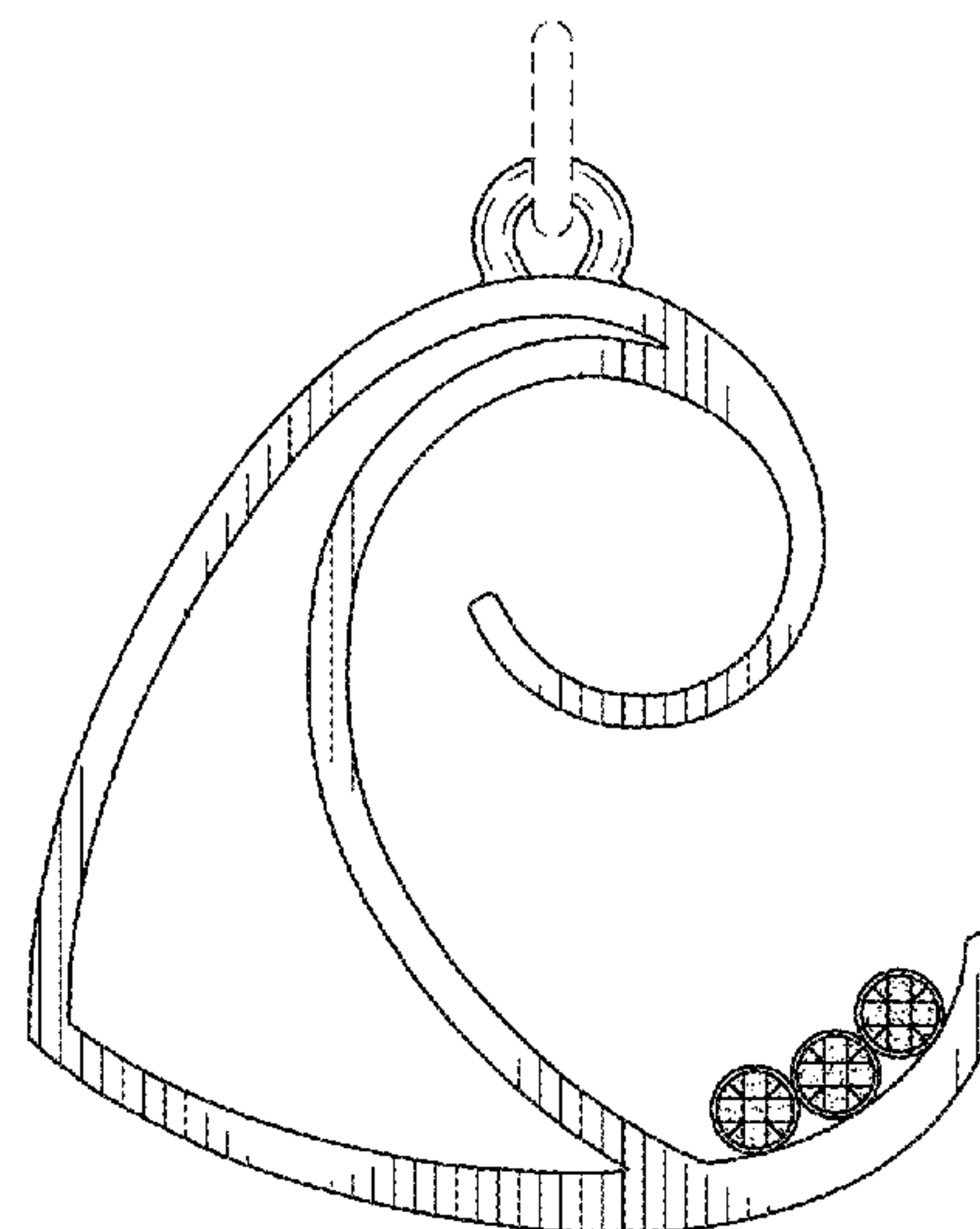

(57) **CLAIM**

The ornamental design for jewelry, as shown and described.

DESCRIPTION

FIG. 1 is a front and right side perspective view of jewelry showing my new design;
 FIG. 2 is a front elevational view thereof;
 FIG. 3 is a right side elevational view thereof;
 FIG. 4 is a top plan view thereof;
 FIG. 5 is a left side elevational view thereof;
 FIG. 6 is a bottom plan view thereof;
 FIG. 7 is a rear view thereof;
 FIG. 8 is a front and right side perspective view of a second embodiment of jewelry showing my new design;
 FIG. 9 is a front elevational view thereof;
 FIG. 10 is a rear elevational view thereof;
 FIG. 11 is a front and right side perspective view of a third embodiment of jewelry showing my new design;
 FIG. 12 is a front elevational view thereof; and,
 FIG. 13 is a rear elevational view thereof.
 The broken lines shown in the drawings illustrate portions of the jewelry that form no part of the claimed design.

1 Claim, 4 Drawing Sheets



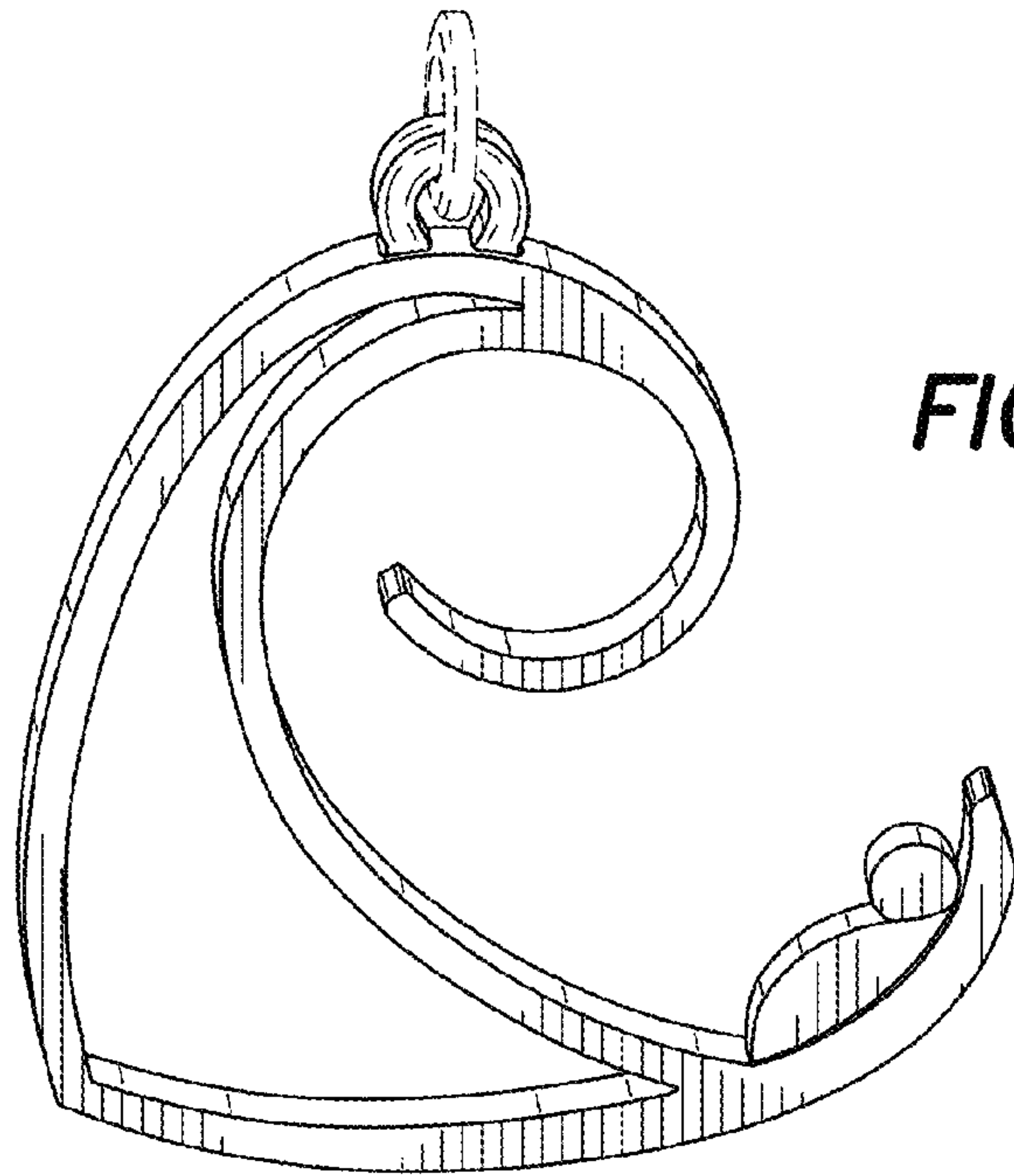


FIG. 1




FIG. 2

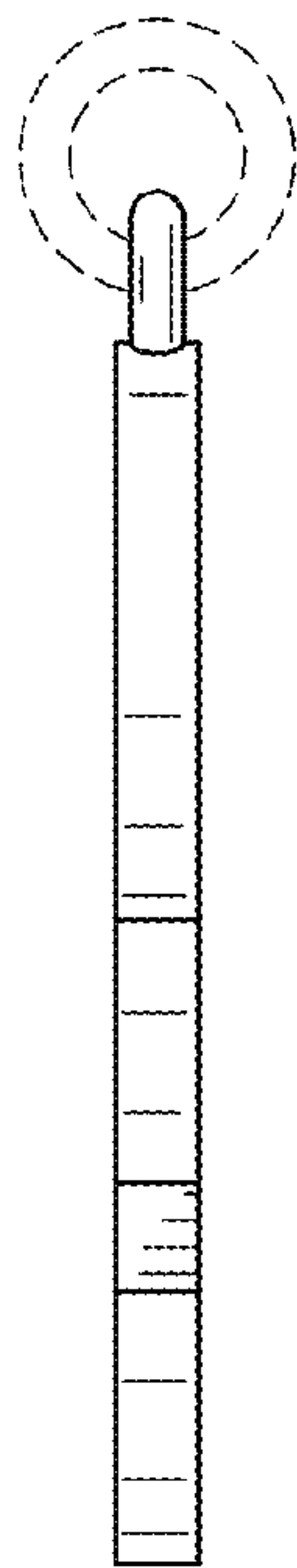


FIG. 3

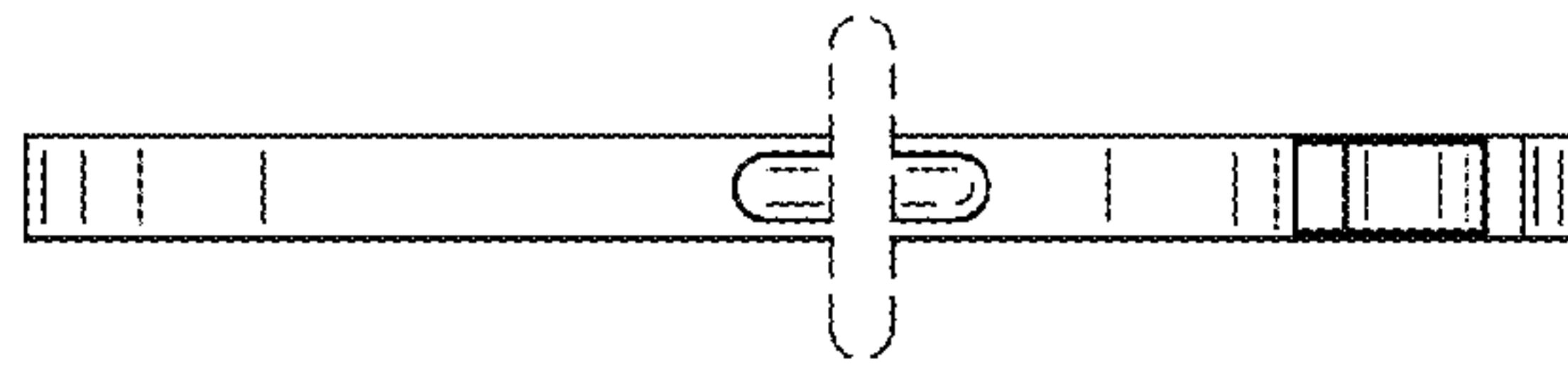


FIG. 4

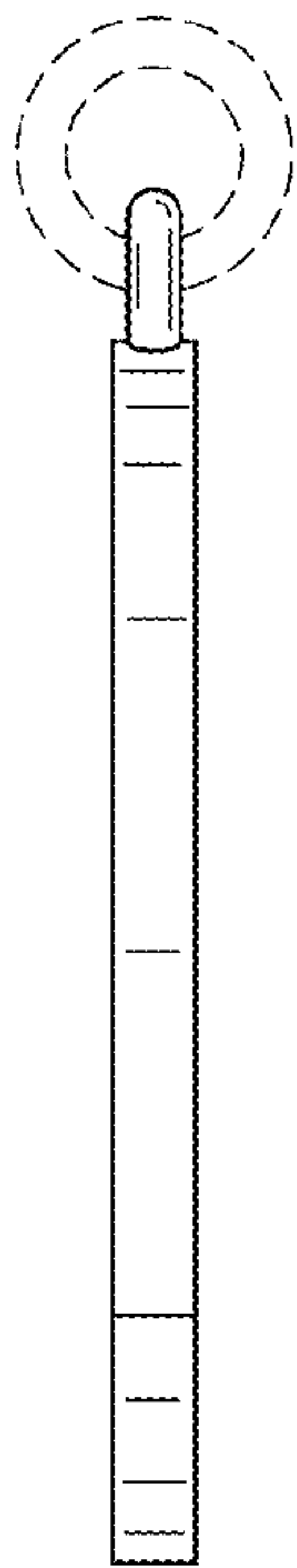


FIG. 5

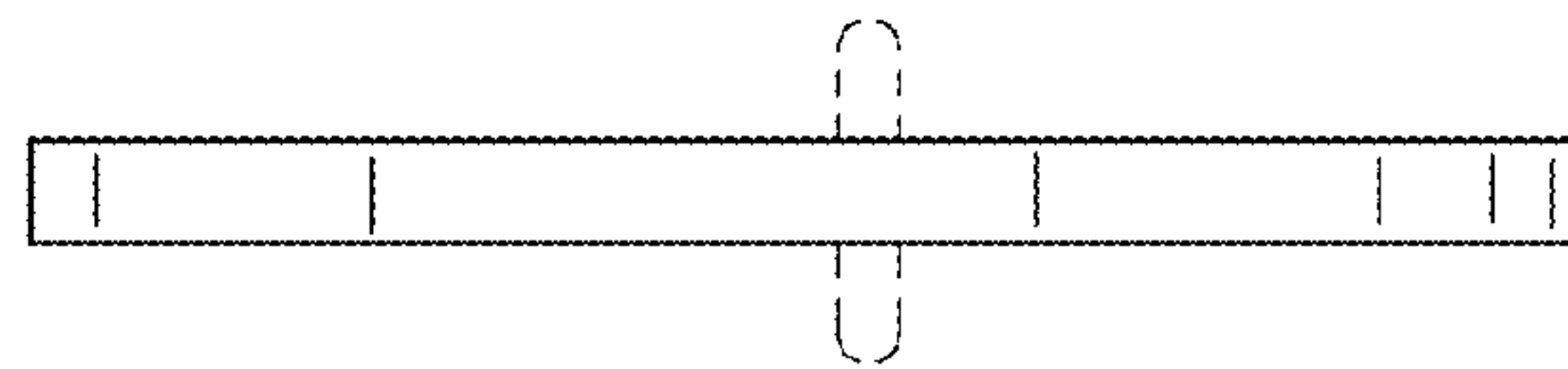



FIG. 6

FIG. 7






FIG. 8

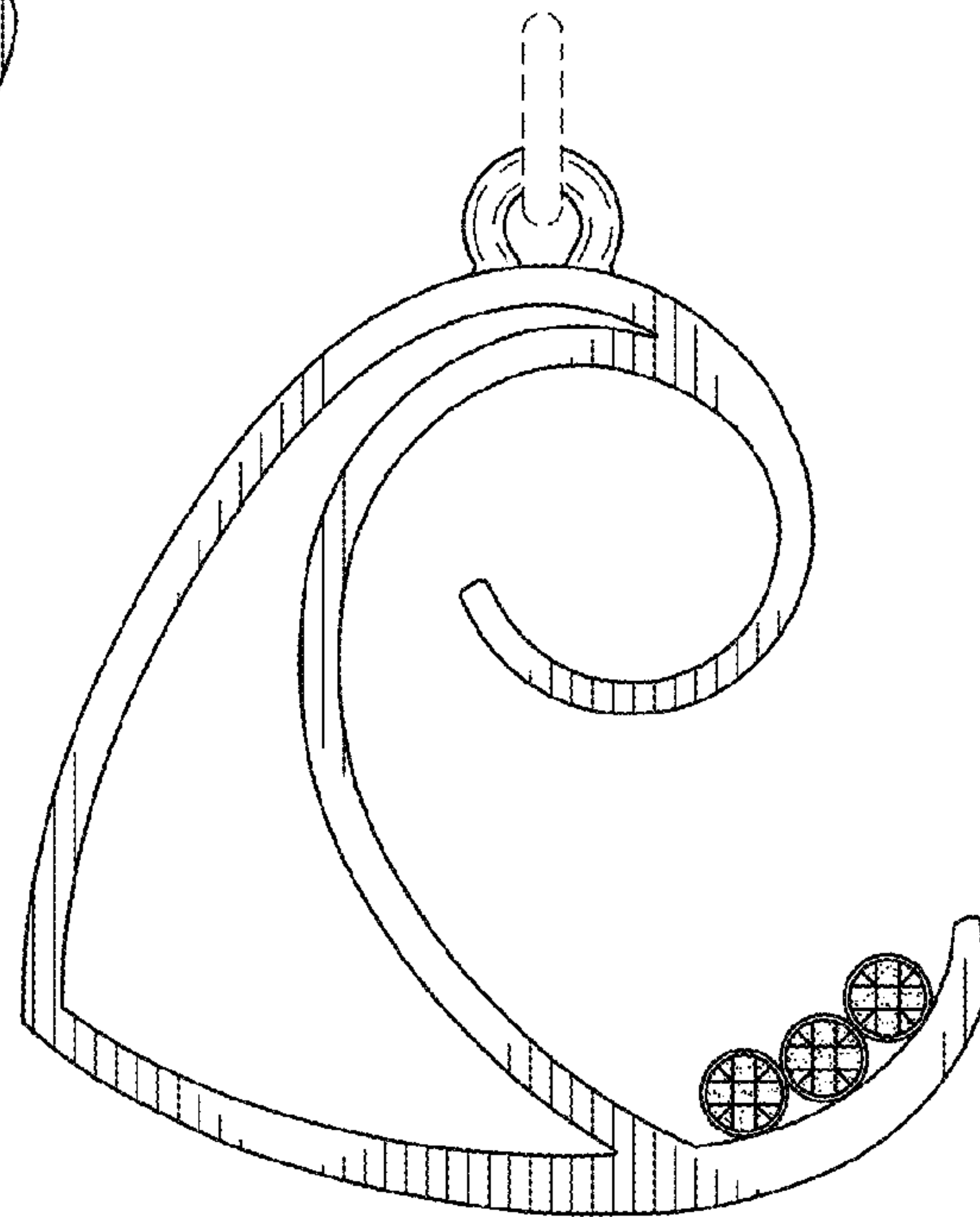


FIG. 9

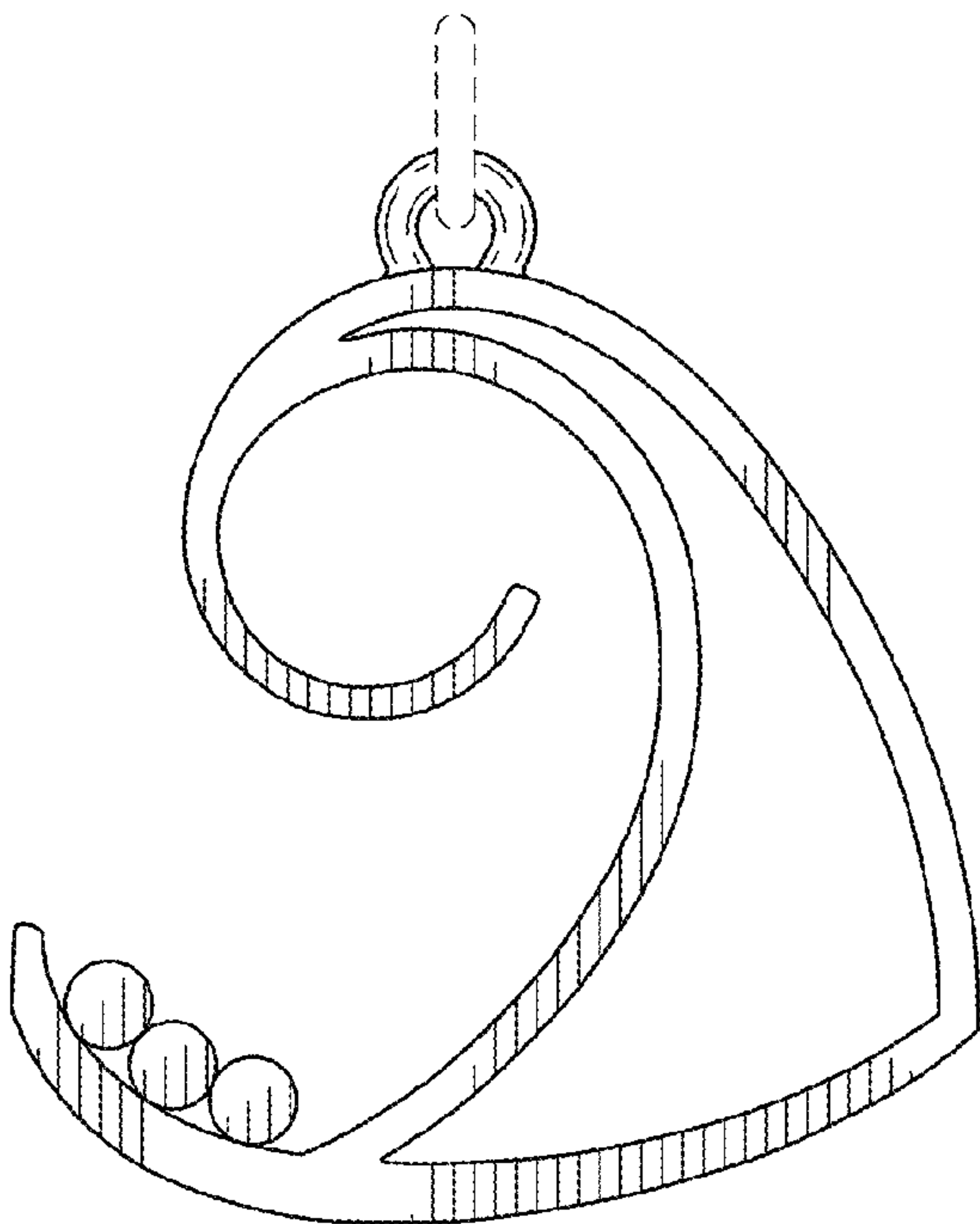


FIG. 10

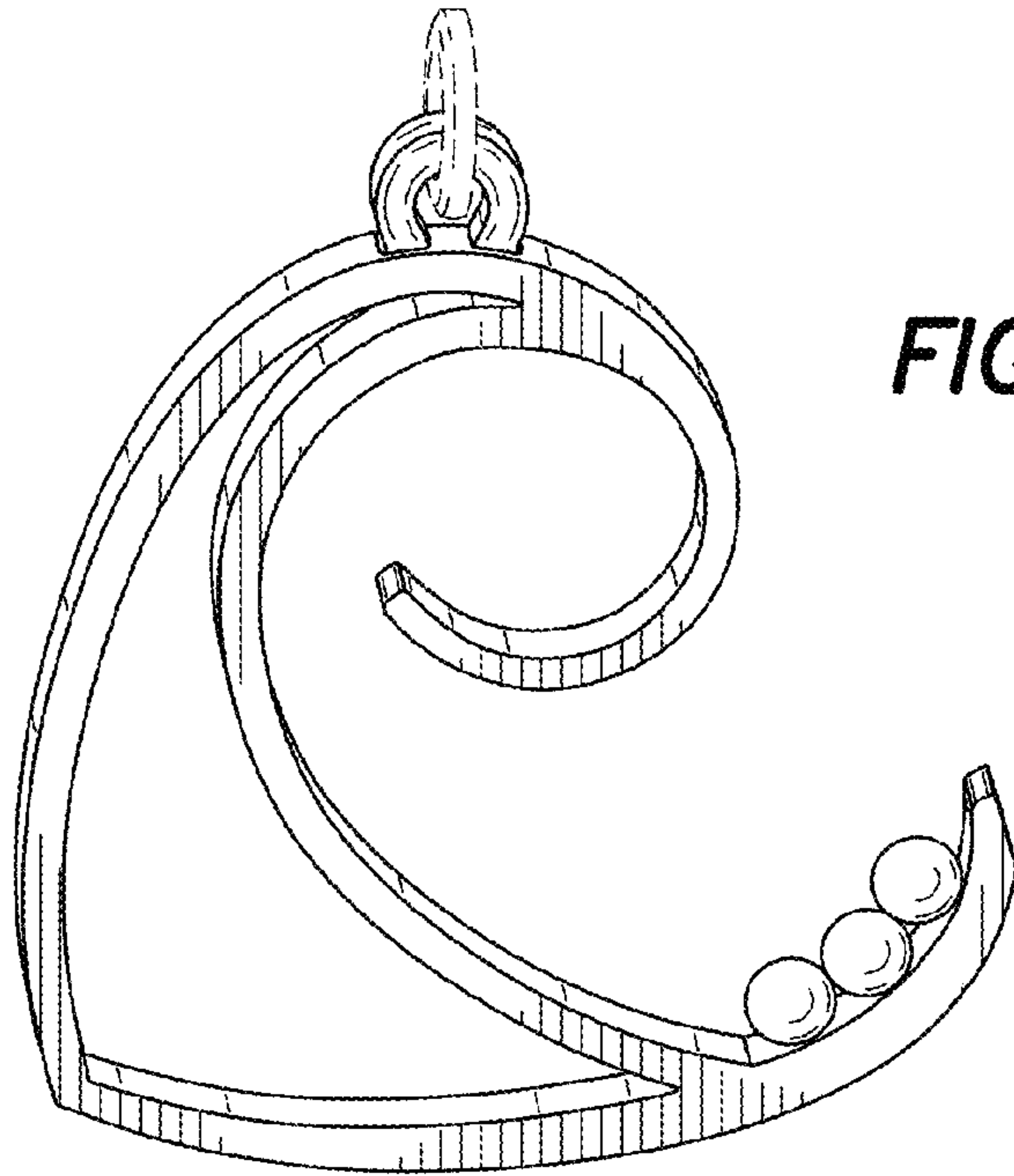


FIG. 11

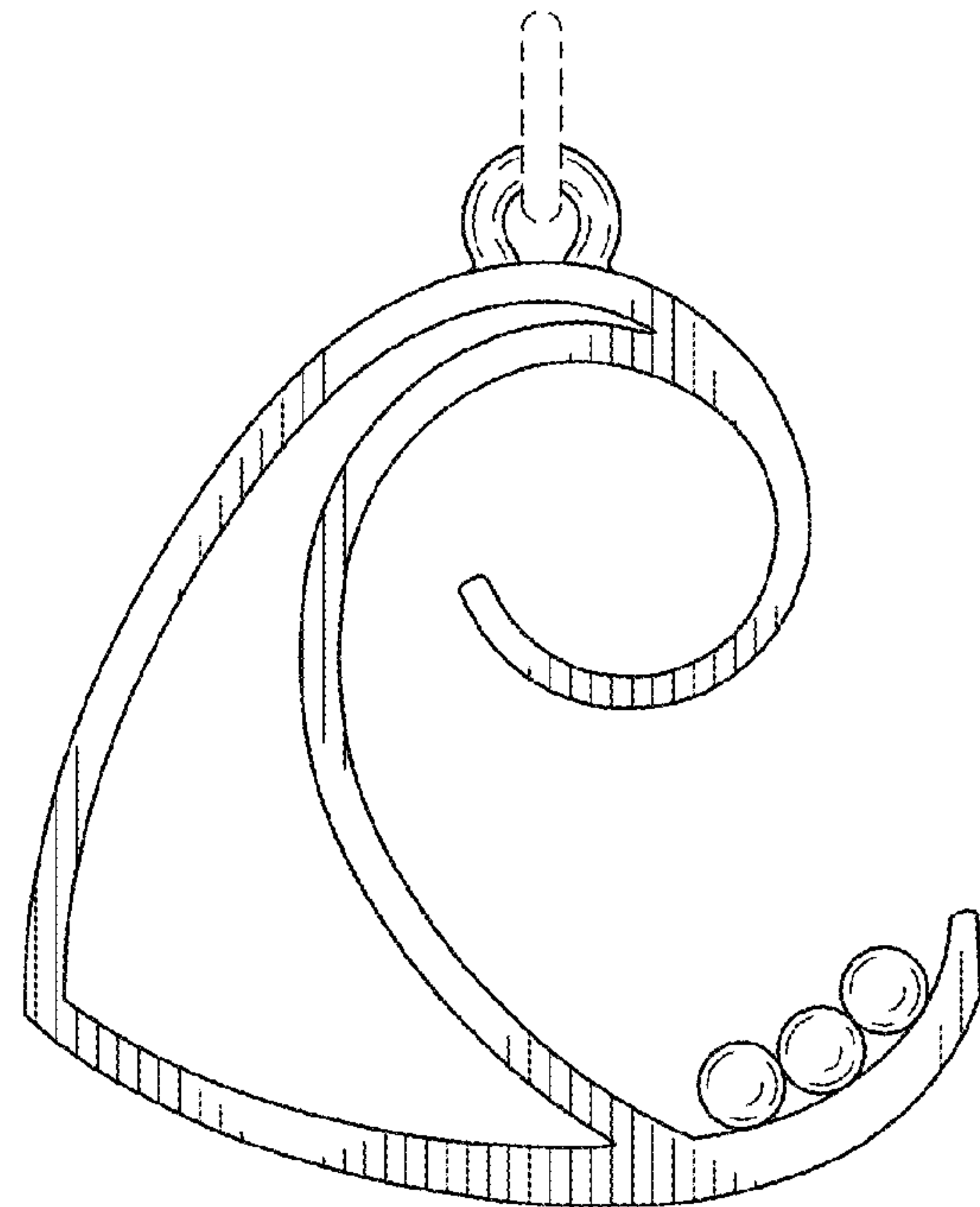


FIG. 12

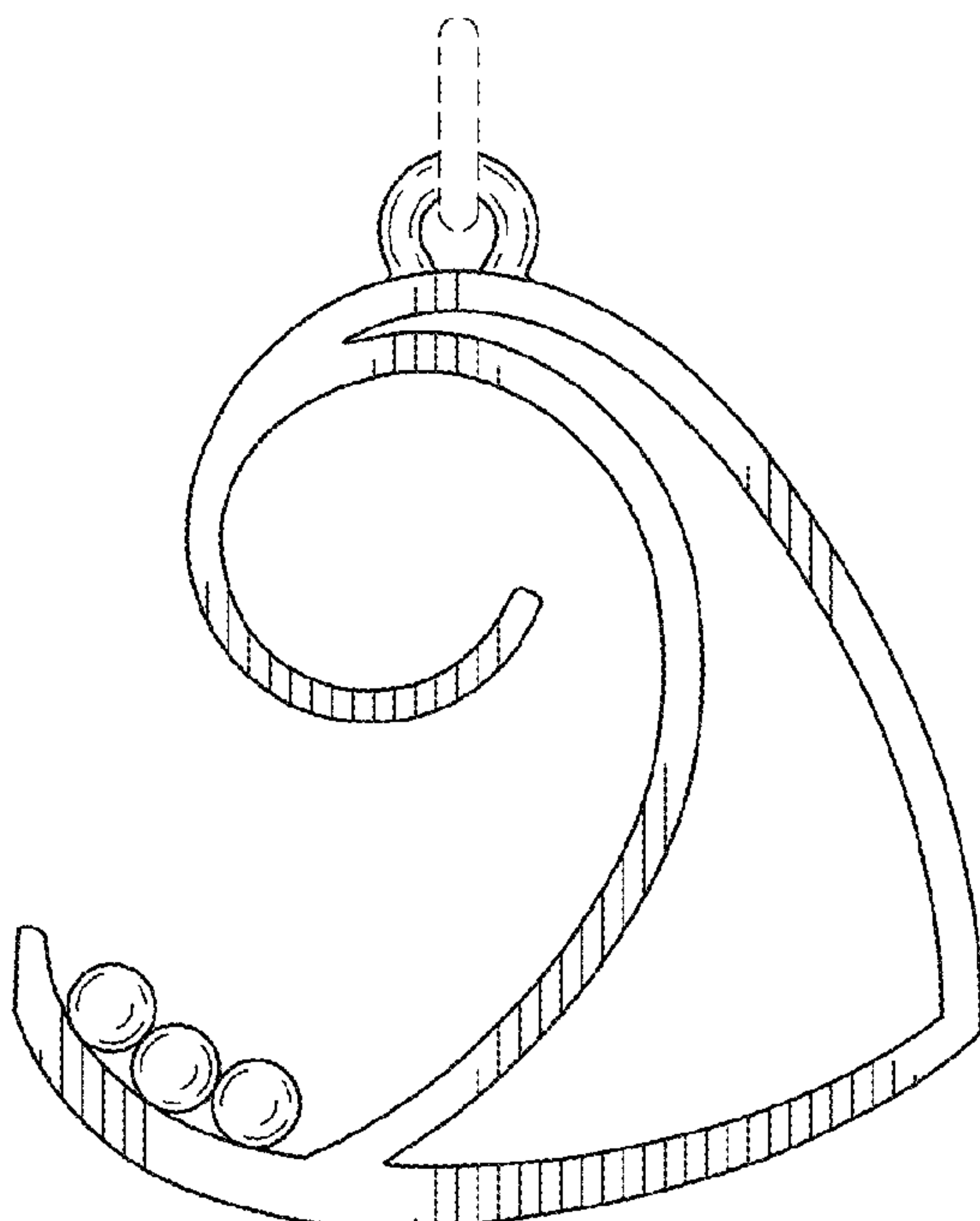


FIG. 13