



US00D705692S

(12) **United States Design Patent**
Mello

(10) **Patent No.:** **US D705,692 S**

(45) **Date of Patent:** **** May 27, 2014**

(54) **DECORATIVE RING**

(75) Inventor: **Steve Mello**, Tiverton, RI (US)

(73) Assignee: **Steve Mello**, Tiverton, RI (US)

(**) Term: **14 Years**

(21) Appl. No.: **29/407,825**

(22) Filed: **Dec. 2, 2011**

(51) **LOC (10) Cl.** **11-01**

(52) **U.S. Cl.**
USPC **D11/38**

(58) **Field of Classification Search**
USPC D11/26-39, 3-10; 63/15, 15.1-15.4,
63/15.45, 15.5, 15.6, 15.65, 15.7, 26-28
See application file for complete search history.

[online] <http://www.artulia.com/jewelry/rings/i/sterling-silver-ring-circle-cluster-a.jpg>. Accessed Jun. 10, 2013. Internet Archive Date: May 31, 2011.*

[online] http://www.sineadbuckney.com/dynamic/thumbs/375x375e/1300524611circle_silver_ring.jpg. Accessed Jun. 10, 2013.*

[online] http://img3.etsystatic.com/000/0/6588186/il_170x135.346646491.jpg. Accessed Jun. 10, 2013.*

(Continued)

Primary Examiner — Jennifer Rivard

Assistant Examiner — Melanie Pellegrini

(57) **CLAIM**

The ornamental design for a decorative ring, as shown and described.

(56) **References Cited**

U.S. PATENT DOCUMENTS

76,470	A *	4/1868	Kinsel	63/41
D36,610	S *	11/1903	Clarkson	D11/86
D72,072	S *	2/1927	Pels	D11/38
D81,019	S *	4/1930	Reichert	D11/6
D150,651	S *	8/1948	Philippe	D11/6
D172,611	S *	7/1954	Katz	D11/79
D257,021	S *	9/1980	Barr	D11/34
D415,058	S *	10/1999	Haase	D11/3
D505,352	S *	5/2005	Pachachi	D11/3
D619,027	S *	7/2010	Papadimitriou	D11/26
D619,028	S *	7/2010	Papadimitriou	D11/26
D624,842	S *	10/2010	Marks	D11/26
D635,479	S *	4/2011	Papadimitriou	D11/34
D652,758	S *	1/2012	Bresser	D11/38
D653,150	S *	1/2012	Croak	D11/6
D680,021	S *	4/2013	Parvex	D11/4
D683,649	S *	6/2013	Papadimitriou	D11/34
2006/0144087	A1 *	7/2006	Wilson	63/15.3

OTHER PUBLICATIONS

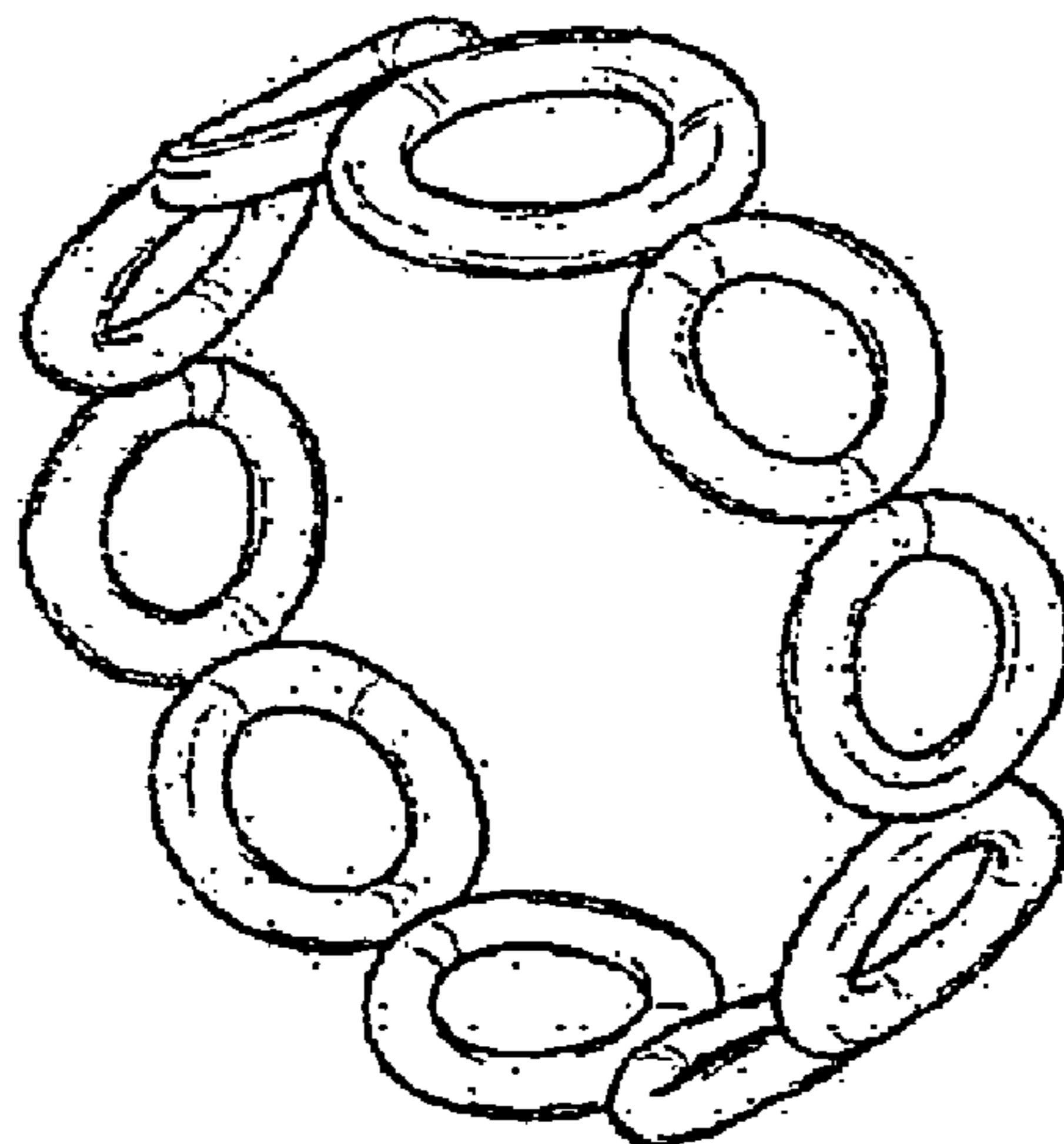
[online] http://ringoblog.com/wp-content/uploads/2009/07/Diamond_Circle_Ring.jpg. Accessed Jun. 10, 2013.*

DESCRIPTION

FIG. 1 is perspective view of the decorative ring employing my new design, with the finger portion shown in phantom; FIG. 2 is a perspective view of FIG. 1; FIG. 3 is a rear view of FIG. 1; FIG. 4 is a right side view of FIG. 1; FIG. 5 is a left side view of FIG. 1; FIG. 6 is a top view of FIG. 1; FIG. 7 is a bottom view of FIG. 1; FIG. 8 is a perspective view of an alternative embodiment of the view shown in FIG. 1; FIG. 9 is a rear view of FIG. 8; FIG. 10 is a right side view of FIG. 8; FIG. 11 is a left side view of FIG. 8; FIG. 12 is a top view of FIG. 8; and, FIG. 13 is a bottom view of FIG. 8.

The broken lines shown in the drawings represent the environment of the decorative ring and form no part of the claimed design.

1 Claim, 3 Drawing Sheets



(56)

References Cited

OTHER PUBLICATIONS

[online] http://img0.etsystatic.com/000/0/6374162/il_340x270.288783498.jpg. Accessed Jun. 10, 2013.*

[online] http://2.bp.blogspot.com/-H9ud0ea0EDw/UML3IXibPfl/AAAAAAAAACVo/A9n-z9kKMjQ/s1600/1-+DSC_2846+-good+con+10,+cropped+-er,+br+5,+healed-+sponged-+croppeder.jpg. Accessed Jan. 24, 2014.*

[online] http://s3.baublebar.com/media/catalog/product/cache/1/image/1024x/17f82f742ffe127f42dca9de82fb58b1/7/2/7283_01_1.jpg. Accessed Jan. 24, 2014.*

[online] http://cdn.shopify.com/s/files/1/0037/5622/products/Circle_ringG_1.jpg?v=1297099832. Accessed Jan. 24, 2014.*

[online] http://www.sineadbuckney.com/dynamic/thumbs/375x375e/1302438266rose_gold_silver_circle_ring.jpg. Accessed Jan. 24, 2014.*

* cited by examiner

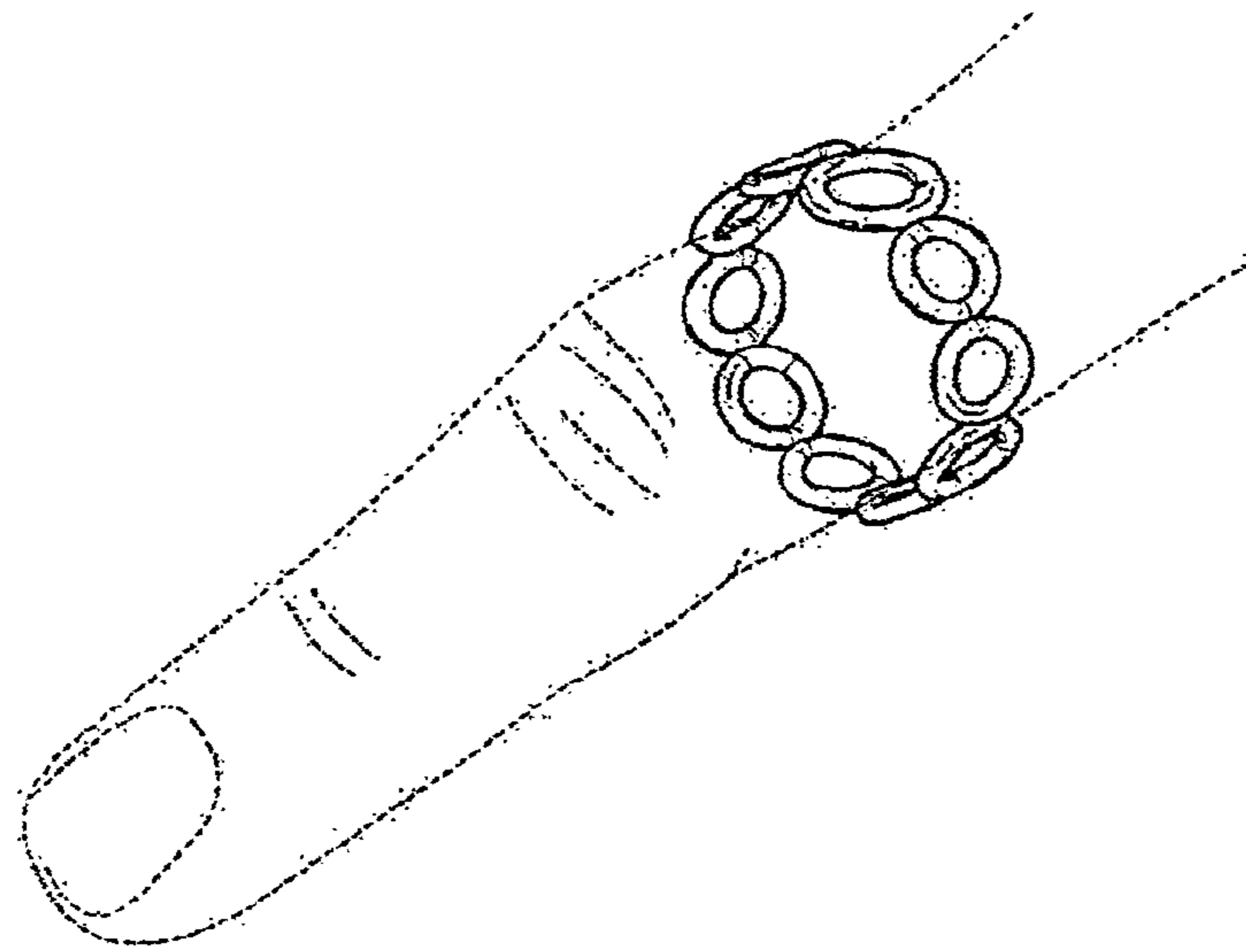


FIG. 1

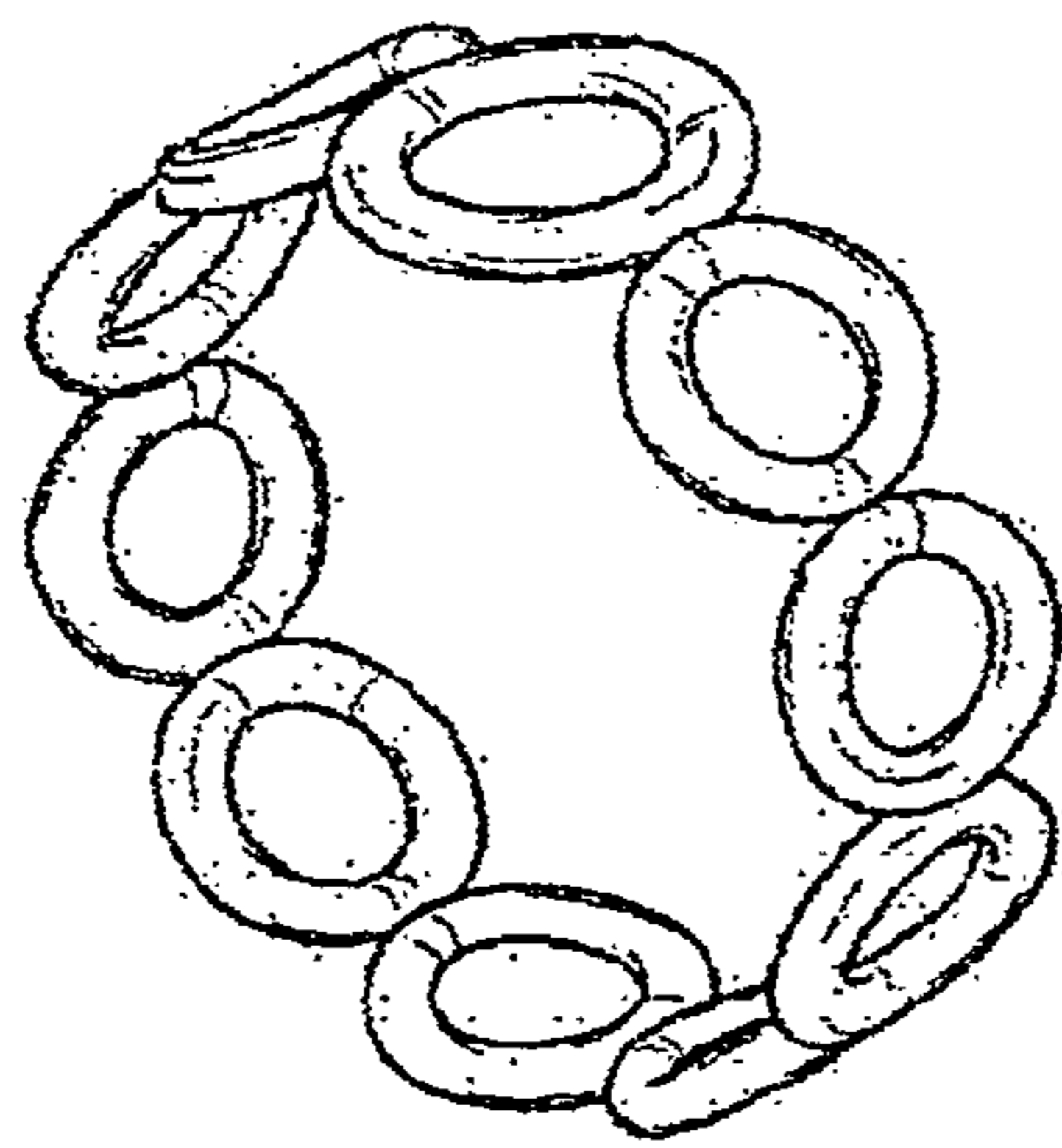


FIG. 2

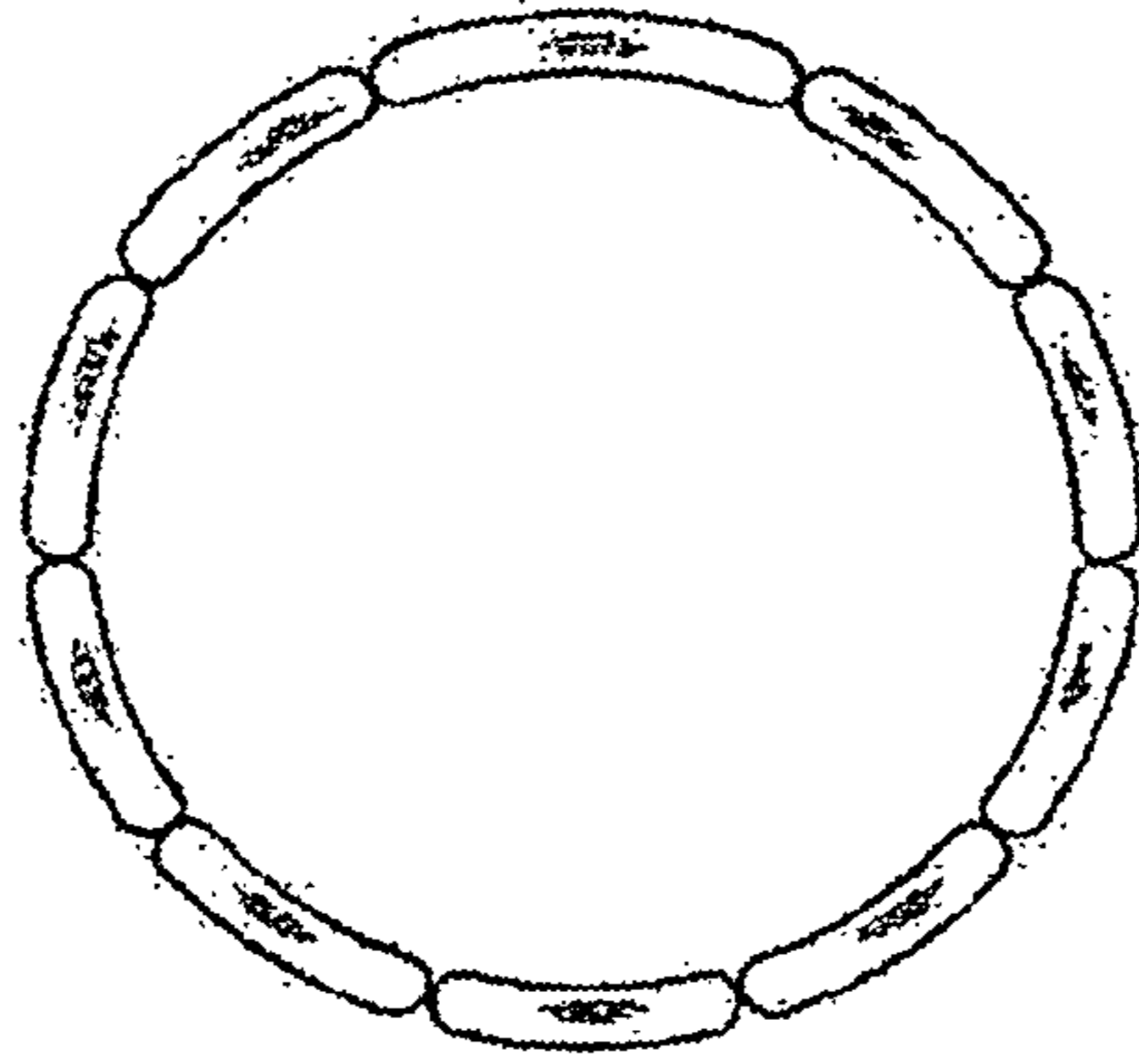


FIG. 3

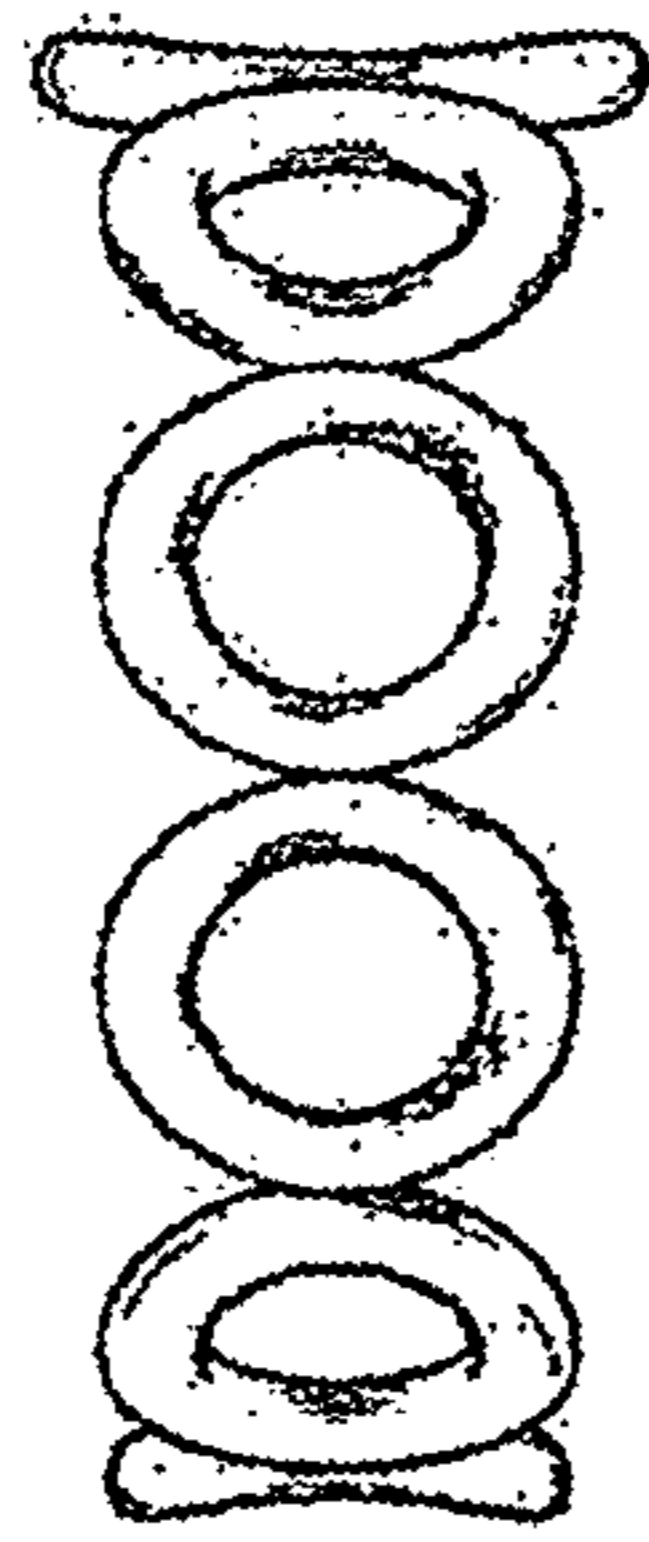


FIG. 4




FIG. 5

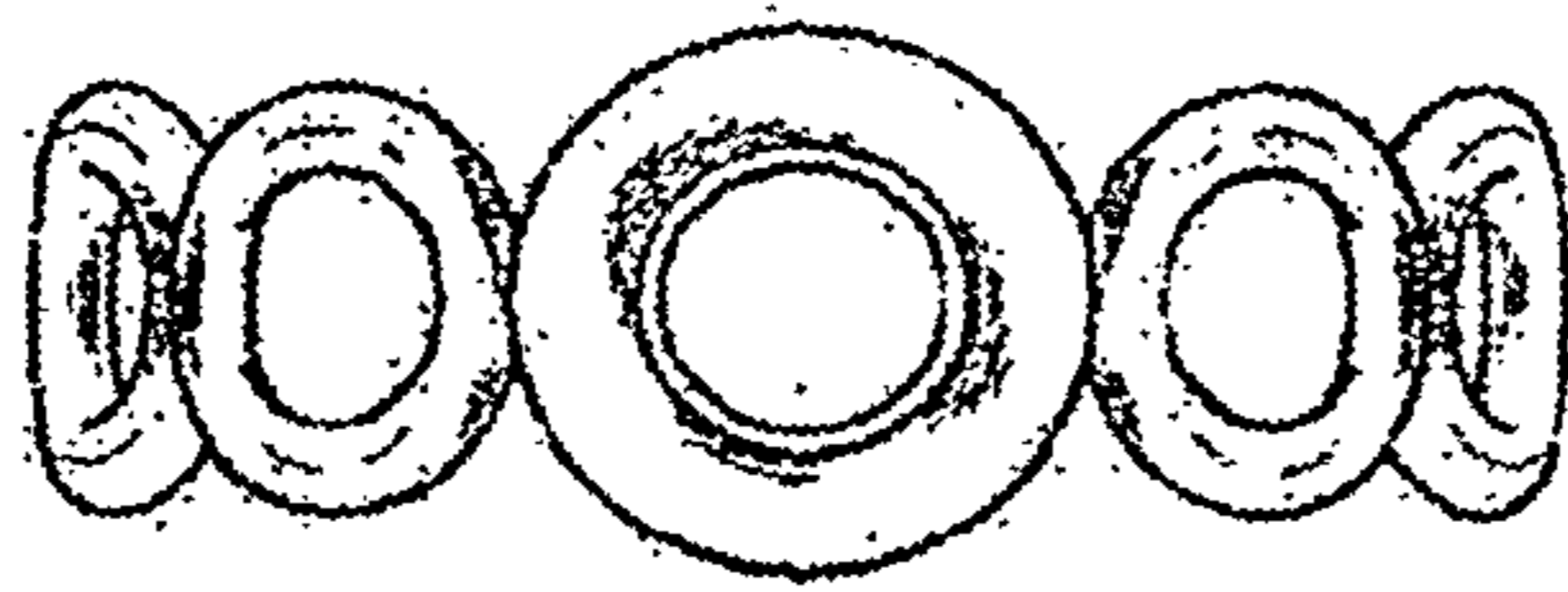


FIG. 6

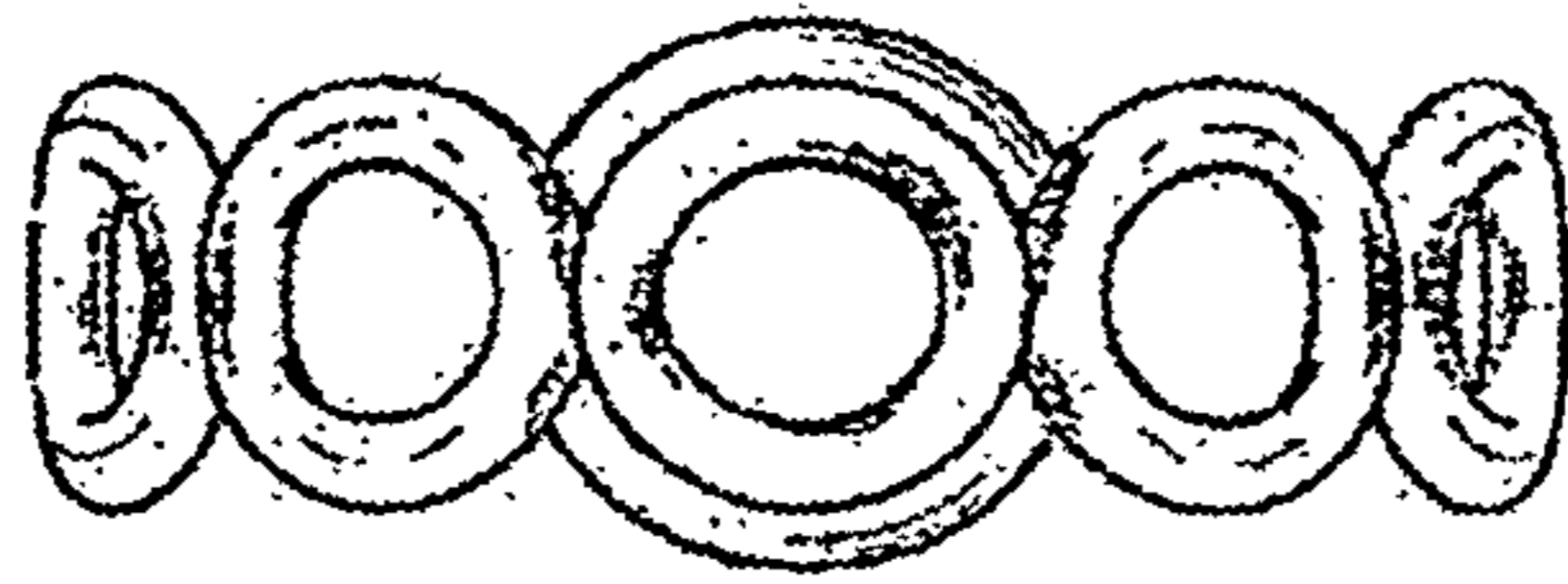


FIG. 7

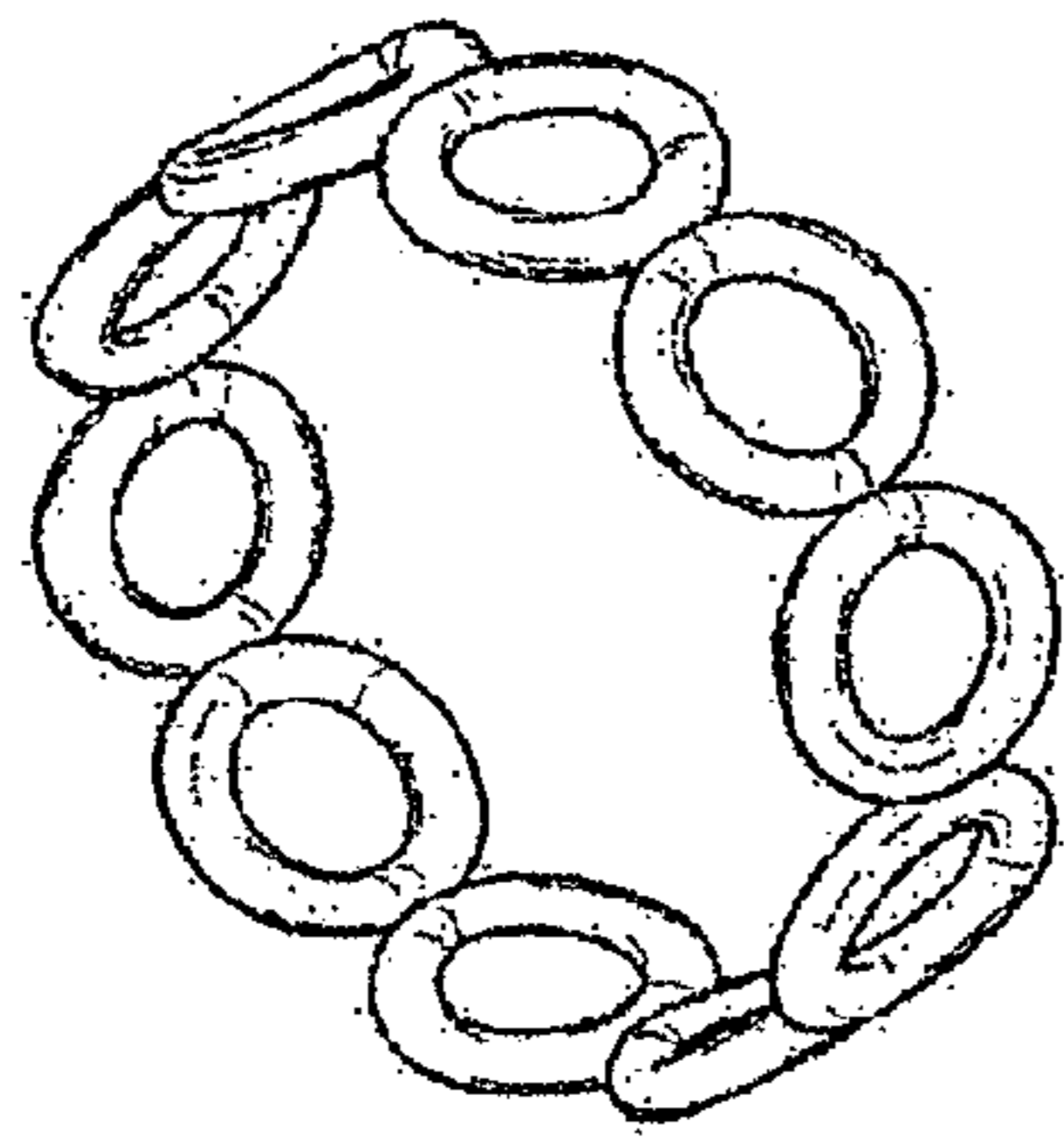


FIG. 8

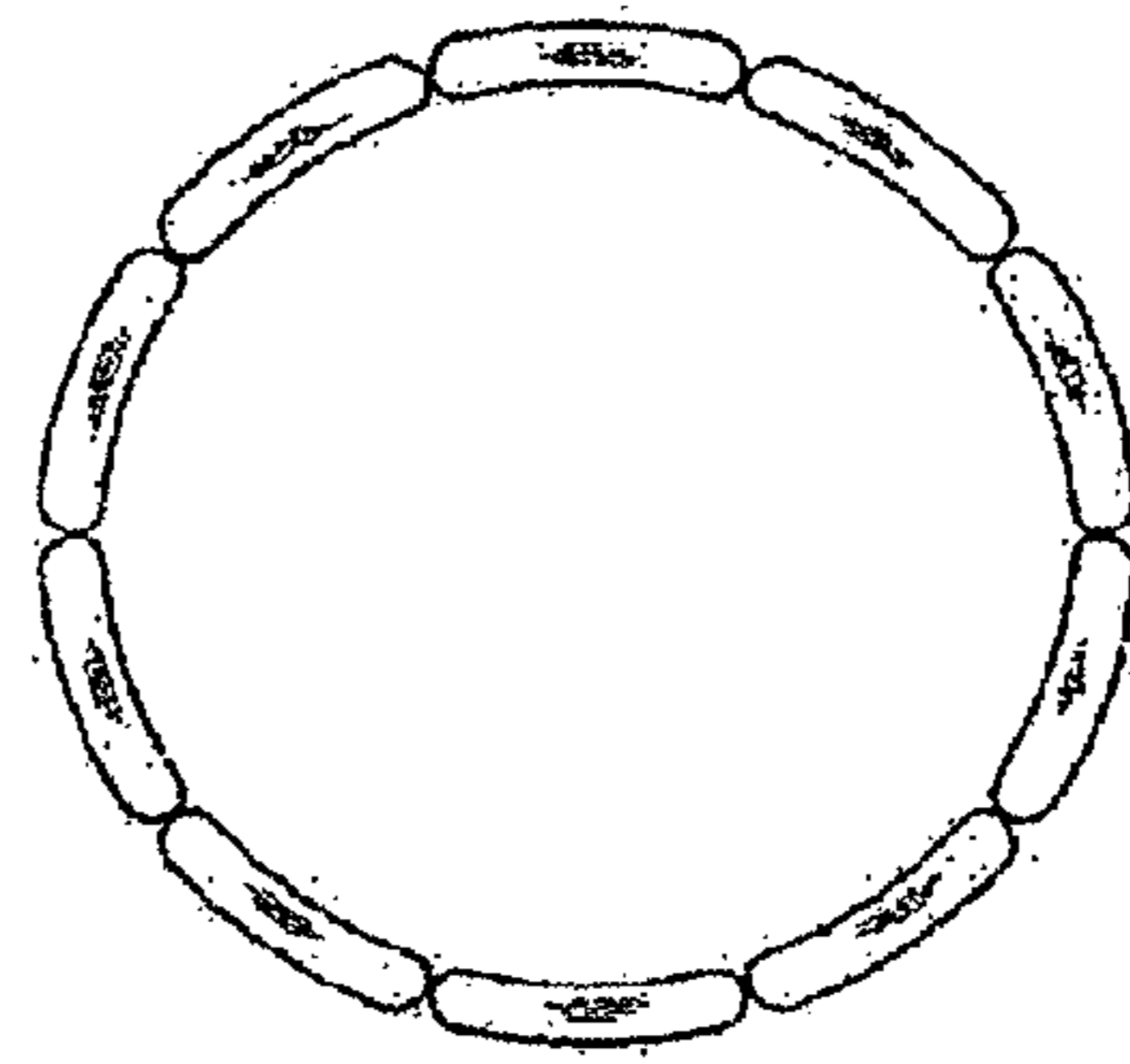


FIG. 9

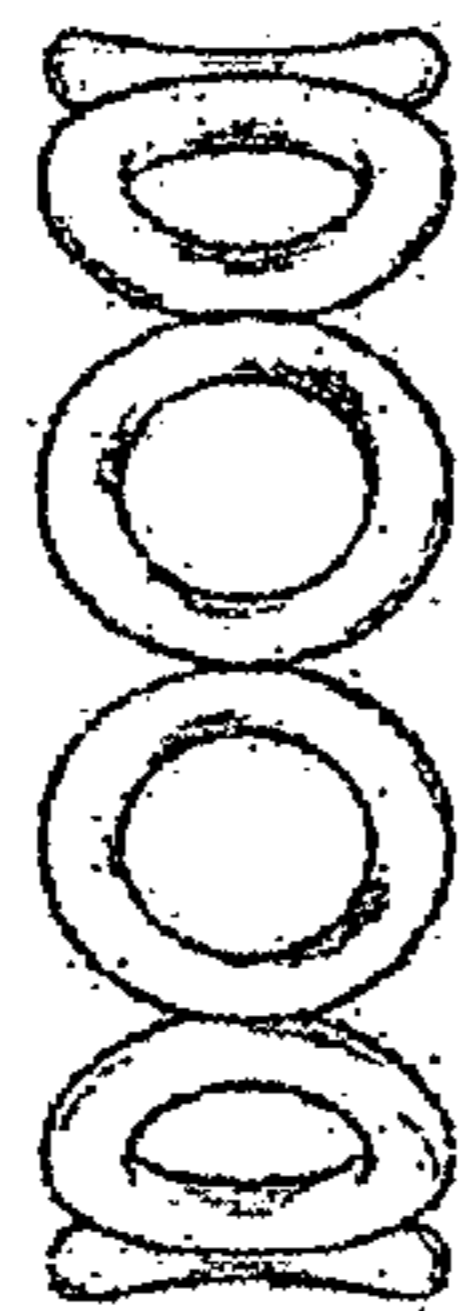


FIG. 10



FIG. 11



FIG. 12



FIG. 13