



US00D705673S

(12) **United States Design Patent**
Arellano

(10) **Patent No.:** **US D705,673 S**
(45) **Date of Patent:** **** May 27, 2014**

(54) **WATCH**

(71) Applicant: **Swatch Ltd.**, Biel/Bienne (CH)

(72) Inventor: **Alphonse Arellano**, Lausanne (CH)

(73) Assignee: **Swatch Ltd**, Biel/Bienne (CH)

(**) Term: **14 Years**

(21) Appl. No.: **29/469,285**

(22) Filed: **Oct. 9, 2013**

(30) **Foreign Application Priority Data**

Apr. 10, 2013 (WO) DM/080 590

(51) **LOC (10) Cl.** **10-02**

(52) **U.S. Cl.**
USPC **D10/38**

(58) **Field of Classification Search**
USPC D10/30-39, 122-132; 368/276, 281,
368/282, 80, 223, 228, 232, 239-242, 82,
368/83, 84

See application file for complete search history.

(56) **References Cited**

U.S. PATENT DOCUMENTS

3,800,525 A * 4/1974 Bergey 368/69
3,935,701 A * 2/1976 Yamauchi et al. 368/225
D247,701 S * 4/1978 Kwon D10/31
4,261,049 A * 4/1981 Komiyama et al. 368/88
D261,112 S * 10/1981 Fukumura D10/38
4,926,401 A * 5/1990 Vuilleumier et al. 368/88

D323,786 S * 2/1992 Ishizaka D10/38
D339,302 S * 9/1993 Yamamoto D10/38
D346,974 S * 5/1994 Houlihan D10/38
D355,614 S * 2/1995 Sato D10/39
D361,278 S * 8/1995 Riley D10/30
5,764,597 A * 6/1998 Shih 368/29
5,878,002 A * 3/1999 Pfeil 368/10
D420,293 S * 2/2000 Parmigiani D10/30
D441,304 S * 5/2001 Dunston D10/31
D455,661 S * 4/2002 Nussbaum D10/32
D474,117 S * 5/2003 Dubois D10/30
6,655,831 B1 * 12/2003 Ruffieux 368/281
D490,000 S * 5/2004 Lassigne D10/32
D491,820 S * 6/2004 Bitetto D10/39
D588,942 S * 3/2009 Fasciano D10/38
D628,498 S * 12/2010 Arellano D10/38
8,050,716 B2 * 11/2011 Shin et al. 455/558
8,059,491 B1 * 11/2011 Hennings-Kampa 368/14
D650,706 S * 12/2011 Zanella et al. D10/32

* cited by examiner

Primary Examiner — Lucy Lieberman

(74) *Attorney, Agent, or Firm* — Donald J. Ranft; Collen IP

(57) **CLAIM**

The ornamental design for a watch, as shown.

DESCRIPTION

FIG. 1 is a front right perspective view of a watch showing my new design;

FIG. 2 is a rear perspective view thereof;

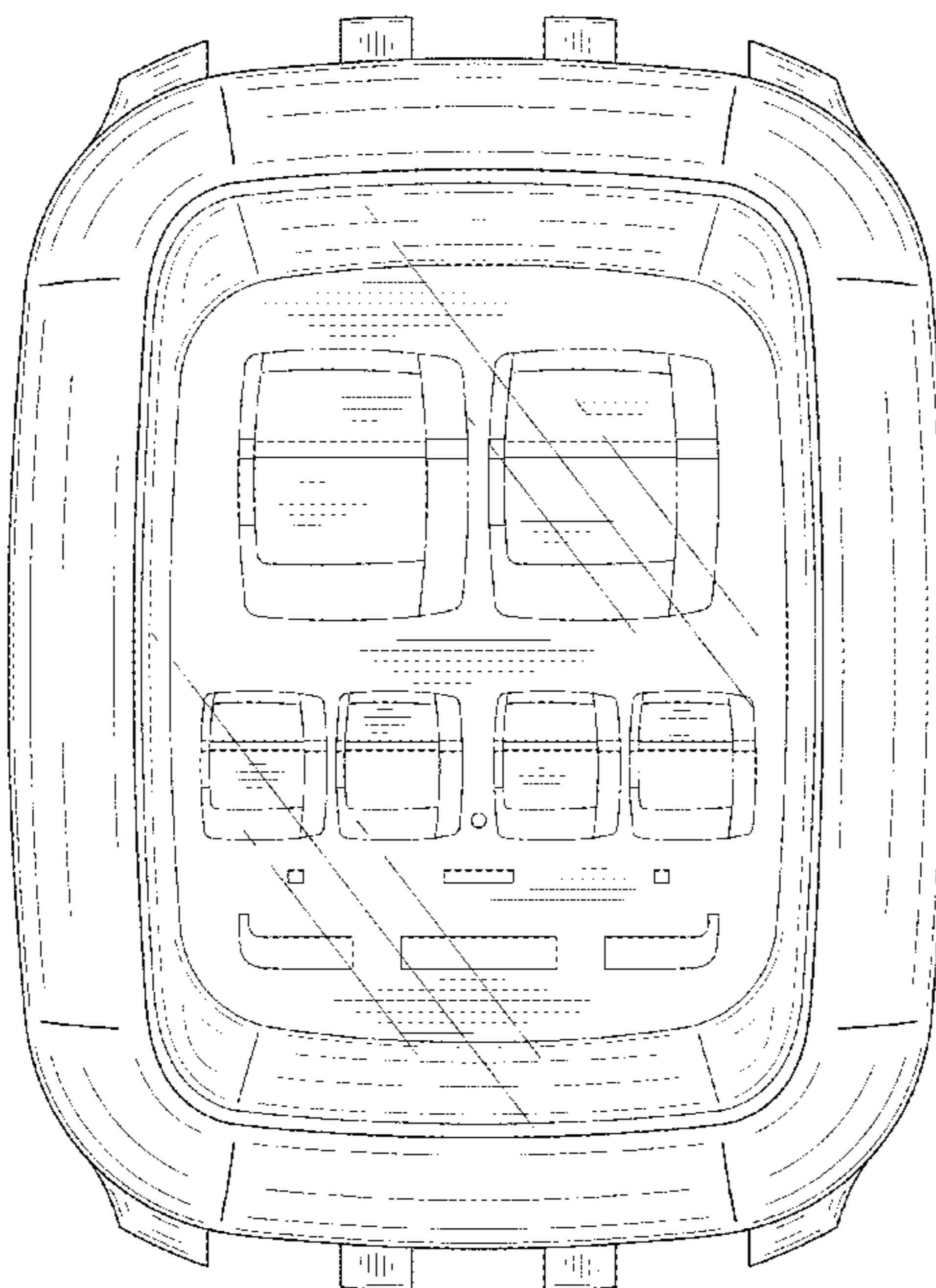
FIG. 3 is a front view thereof;

FIG. 4 is a rear view thereof;

FIG. 5 is a side view thereof; and,

FIG. 6 is a top view thereof.

1 Claim, 6 Drawing Sheets



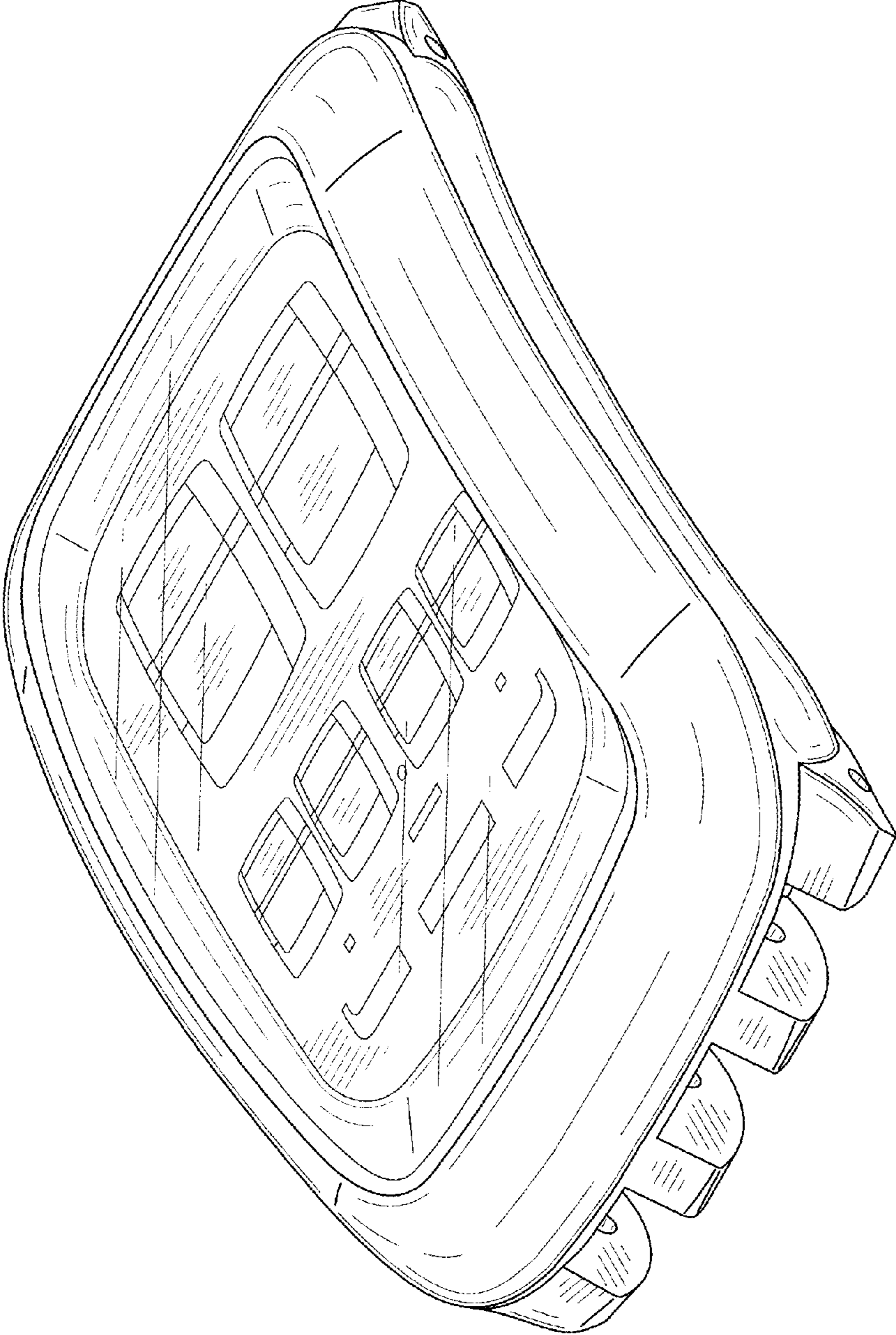


FIG. 1

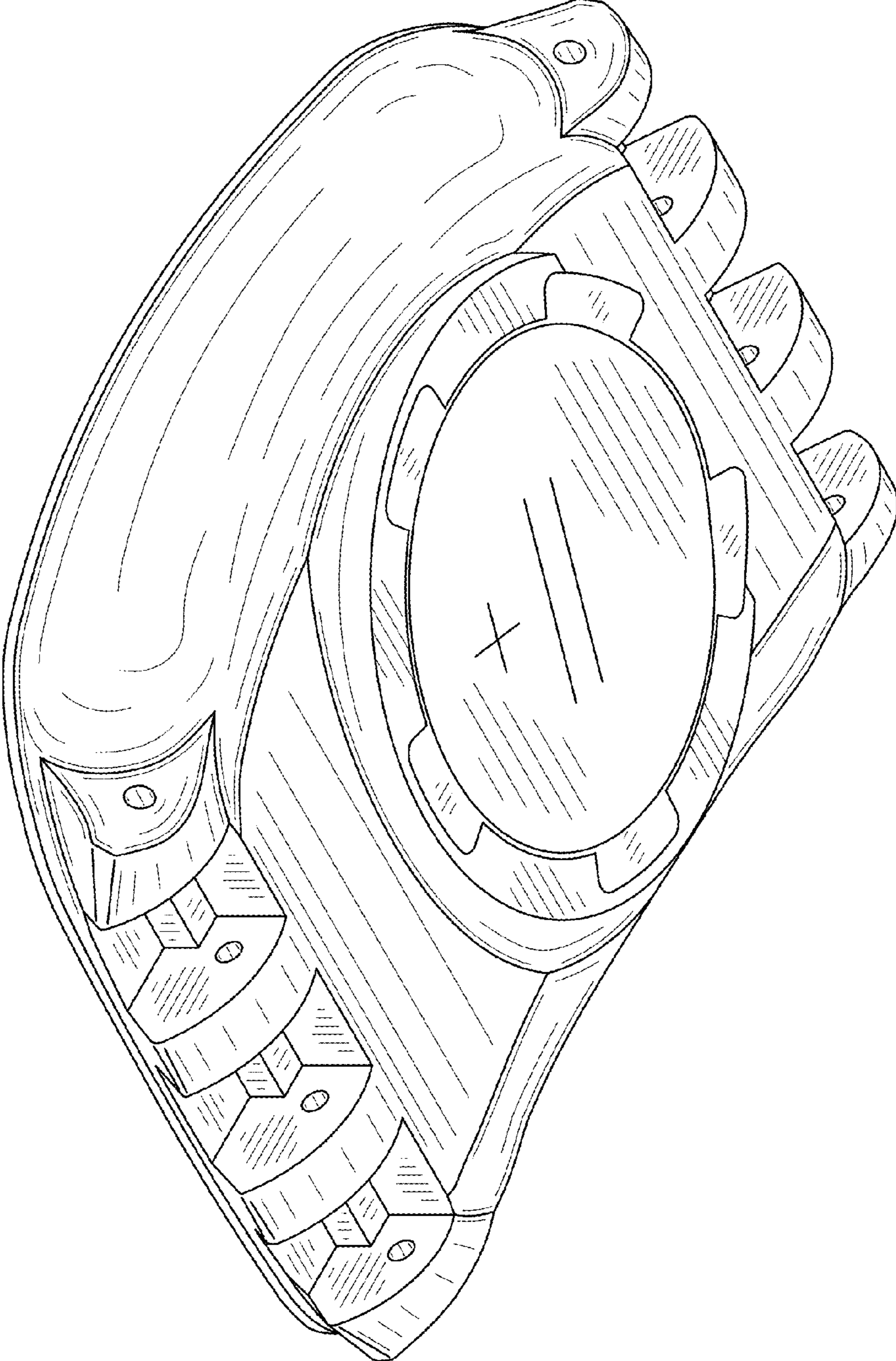


FIG. 2

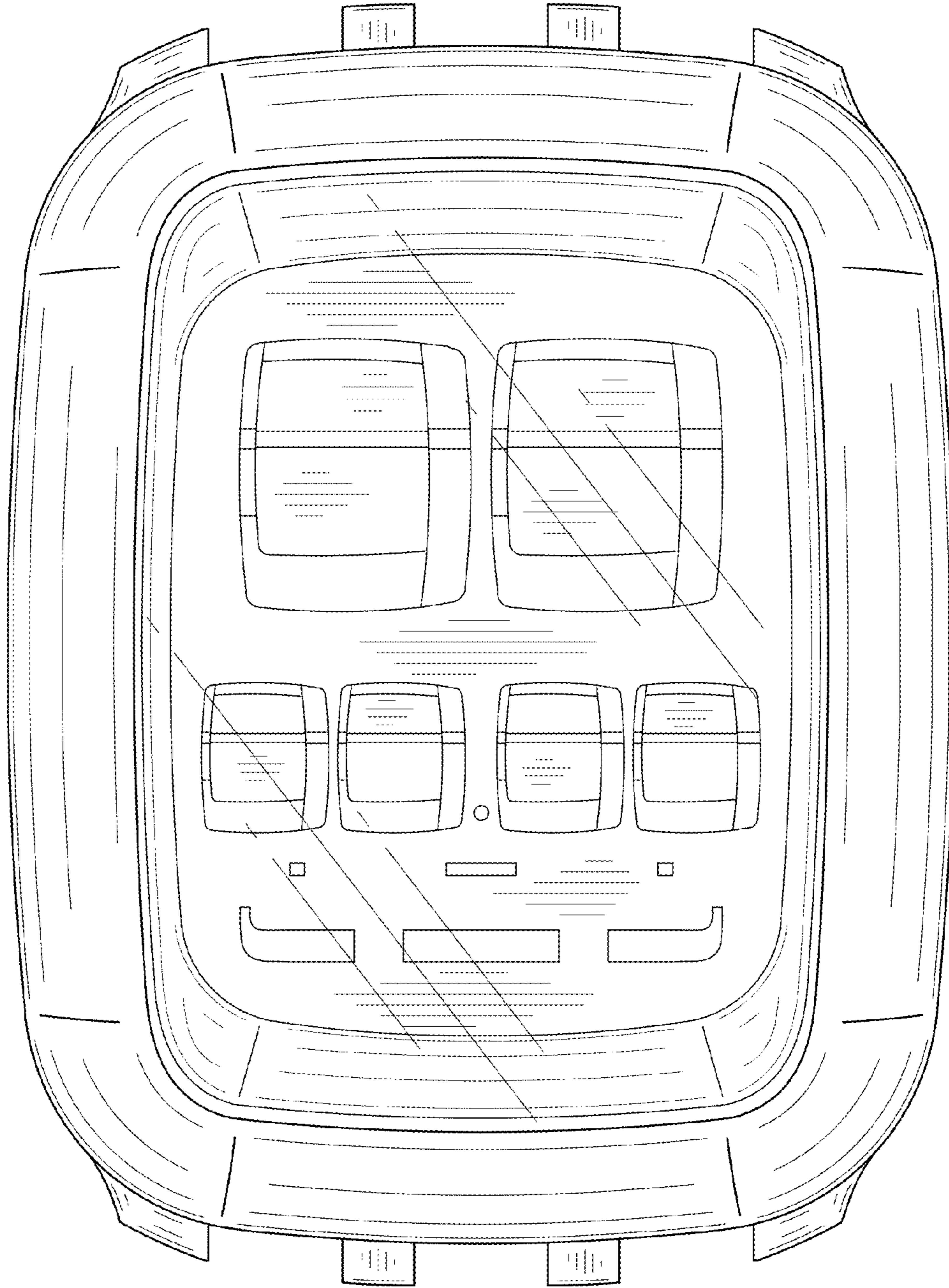


FIG. 3

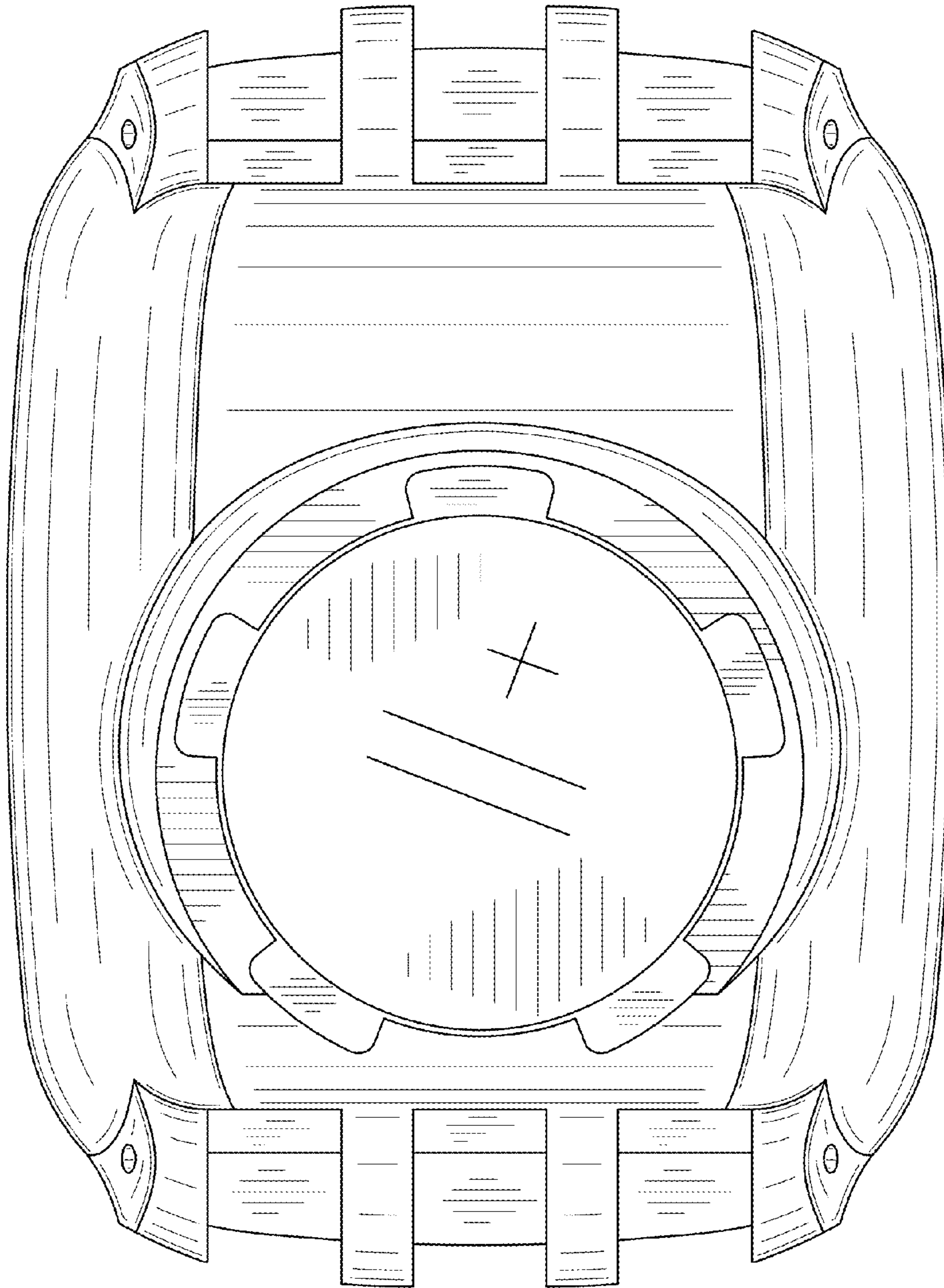


FIG. 4

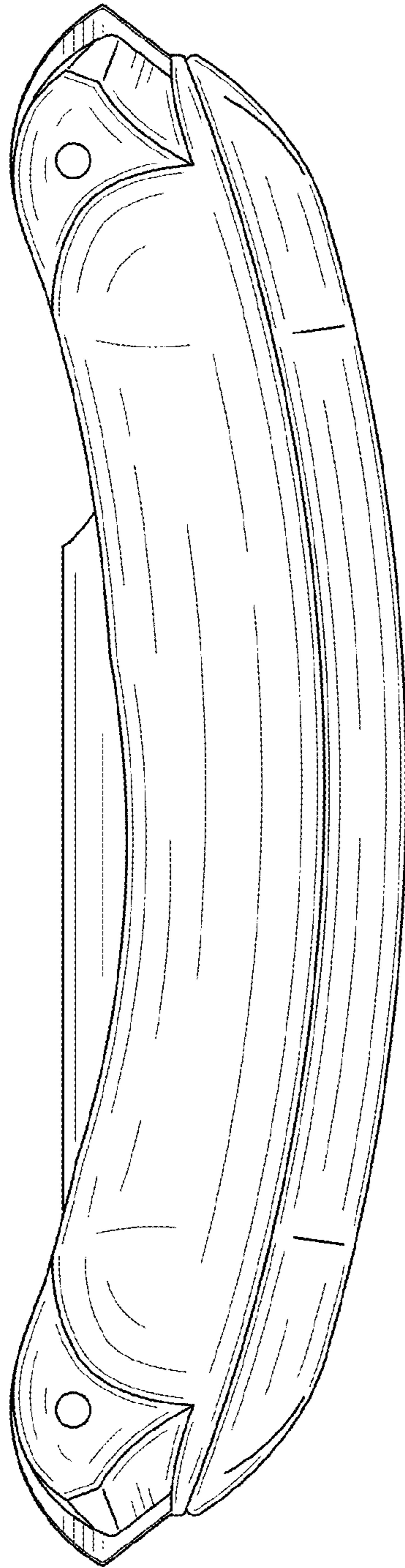


FIG. 5

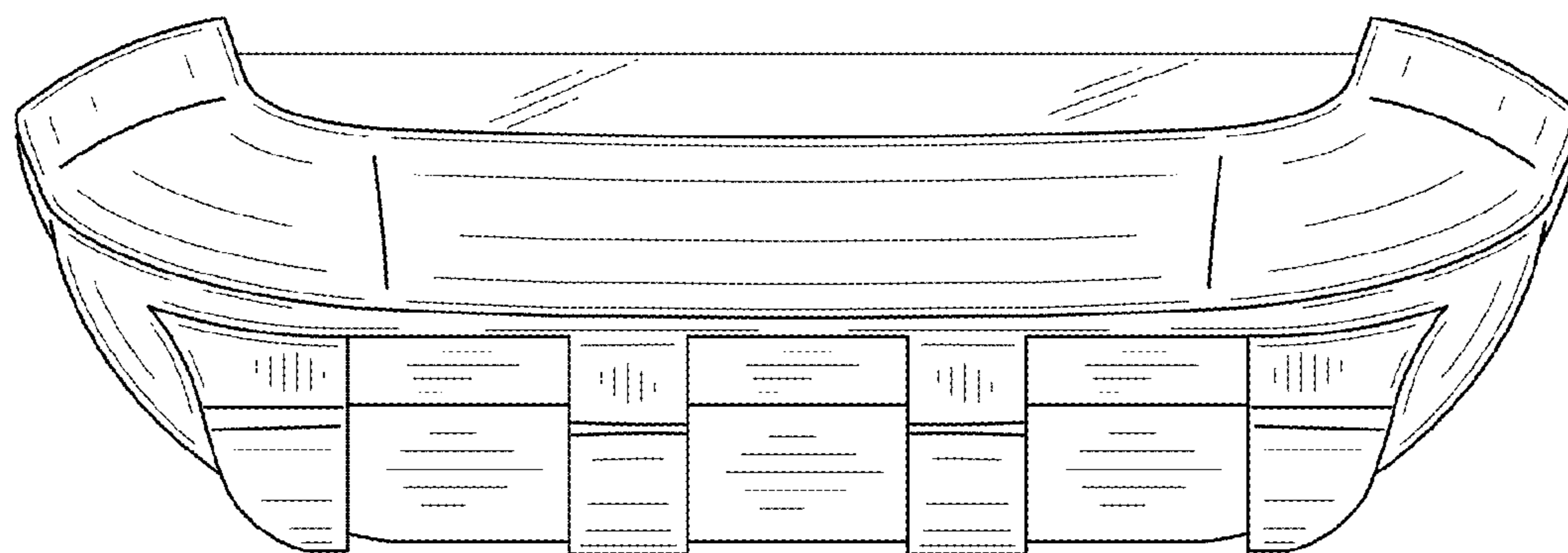


FIG. 6