



US00D705669S

(12) **United States Design Patent**
Emmenegger et al.

(10) **Patent No.:** **US D705,669 S**
(45) **Date of Patent:** **** May 27, 2014**

- (54) **WRISTWATCH**
- (71) Applicant: **Sowind SA**, La Chaux-de-Fonds (CH)
- (72) Inventors: **Claude Emmenegger**, La Chaux-de-Fonds (CH); **Marjorie Cugney**, La Chaux-de-Fonds (CH)
- (73) Assignee: **Sowind SA**, La Chaux-de-Fonds (CH)
- (**) Term: **14 Years**
- (21) Appl. No.: **29/468,106**
- (22) Filed: **Sep. 26, 2013**
- (30) **Foreign Application Priority Data**

D479,135	S	*	9/2003	Emmenegger	D10/30
D496,874	S	*	10/2004	Nataf	D10/126
D521,395	S	*	5/2006	Slimane	D10/32
D539,674	S	*	4/2007	Vaptzarof	D10/38
7,215,603	B2	*	5/2007	Koike	368/223
D568,178	S	*	5/2008	Giannini	D10/32
D577,297	S	*	9/2008	Lalo	D10/32
D586,238	S	*	2/2009	Loth	D10/32
D591,177	S	*	4/2009	Schoepfer	D10/32
D594,350	S	*	6/2009	Arpa	D10/32
D598,303	S	*	8/2009	Jorst et al.	D10/38
7,656,752	B2	*	2/2010	Arita et al.	368/223
D612,749	S	*	3/2010	Loth	D10/32
D618,119	S	*	6/2010	Tonohori	D10/38
D621,284	S	*	8/2010	Cerrato	D10/38
D635,868	S	*	4/2011	Vaptzarof	D10/38
D637,095	S	*	5/2011	Vaptzarof	D10/38
D638,734	S	*	5/2011	Cole	D10/126
D649,889	S	*	12/2011	Giannini	D10/32
D656,417	S	*	3/2012	Monachon	D10/39

- Mar. 27, 2013 (CH) 139675
- (51) **LOC (10) Cl.** **10-02**
- (52) **U.S. Cl.**
USPC **D10/32**
- (58) **Field of Classification Search**
USPC D10/30-39, 122-132; 368/276, 281,
368/282, 80, 223, 228, 232, 294, 295;
D11/3
See application file for complete search history.

* cited by examiner

Primary Examiner — Lucy Lieberman
(74) *Attorney, Agent, or Firm* — Sughrue Mion, PLLC

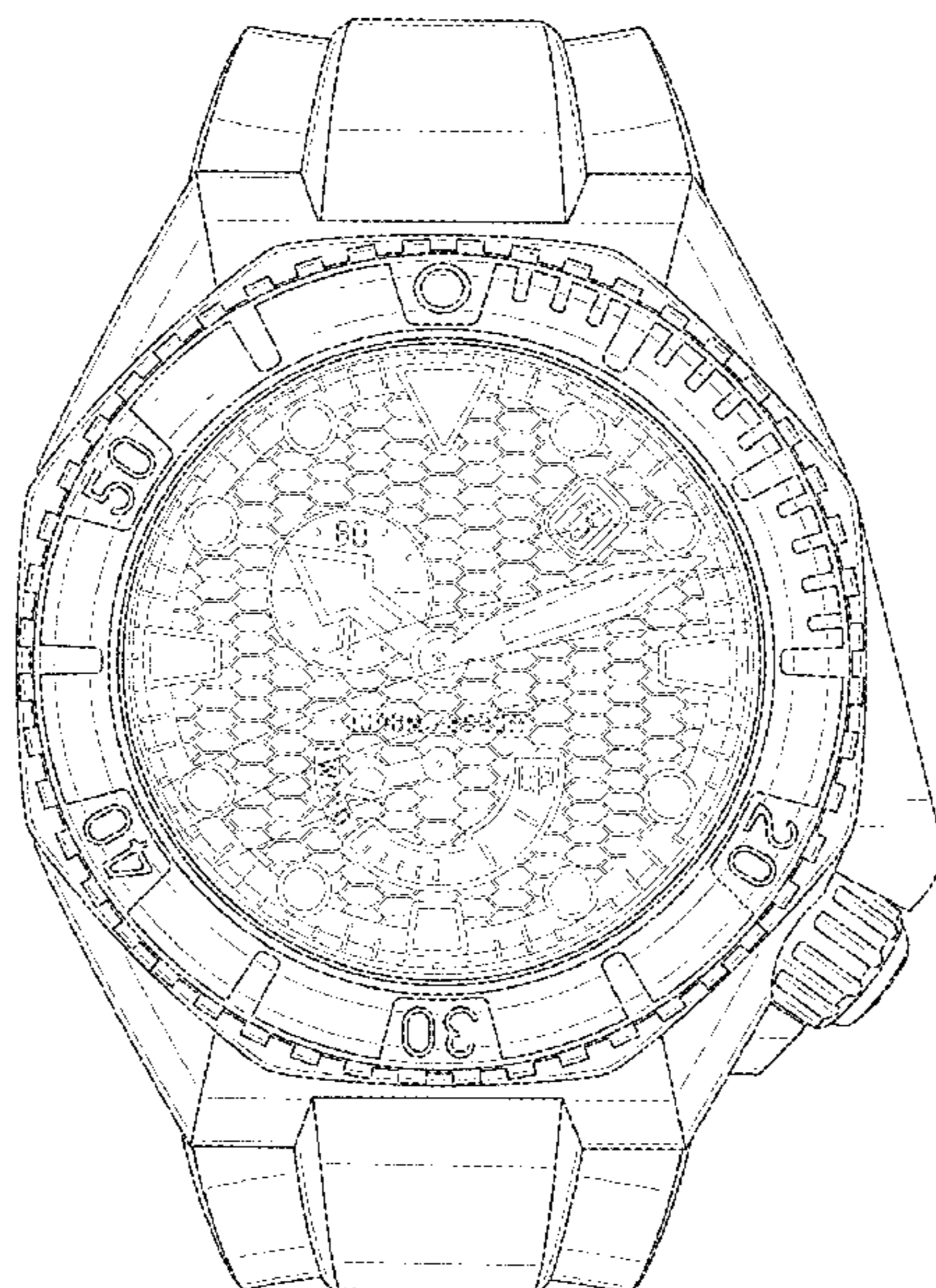
(57) **CLAIM**
The ornamental design for a wristwatch, as shown and described.

DESCRIPTION

FIG. 1 is a front and side perspective view of a wristwatch showing my new design;
FIG. 2 is a rear and side perspective view thereof;
FIG. 3 is a front elevational view thereof;
FIG. 4 is a rear elevational view thereof;
FIG. 5 is a left side view thereof;
FIG. 6 is a right side view thereof;
FIG. 7 is a top view thereof; and,
FIG. 8 is a bottom view.

1 Claim, 8 Drawing Sheets

- (56) **References Cited**
U.S. PATENT DOCUMENTS
- | | | | | | | |
|-----------|----|---|---------|---------------|-------|---------|
| D195,421 | S | * | 6/1963 | Huguenin | | D10/39 |
| 3,475,902 | A | * | 11/1969 | Wessel | | 368/10 |
| 3,653,203 | A | * | 4/1972 | Hurt | | 368/278 |
| D362,630 | S | * | 9/1995 | Riley | | D10/30 |
| 5,838,644 | A | * | 11/1998 | Yoneda et al. | | 368/232 |
| D444,076 | S | * | 6/2001 | Repossi | | D10/32 |
| D451,820 | S | * | 12/2001 | Sugisawa | | D10/30 |
| 6,385,134 | B1 | * | 5/2002 | Lange et al. | | 368/11 |



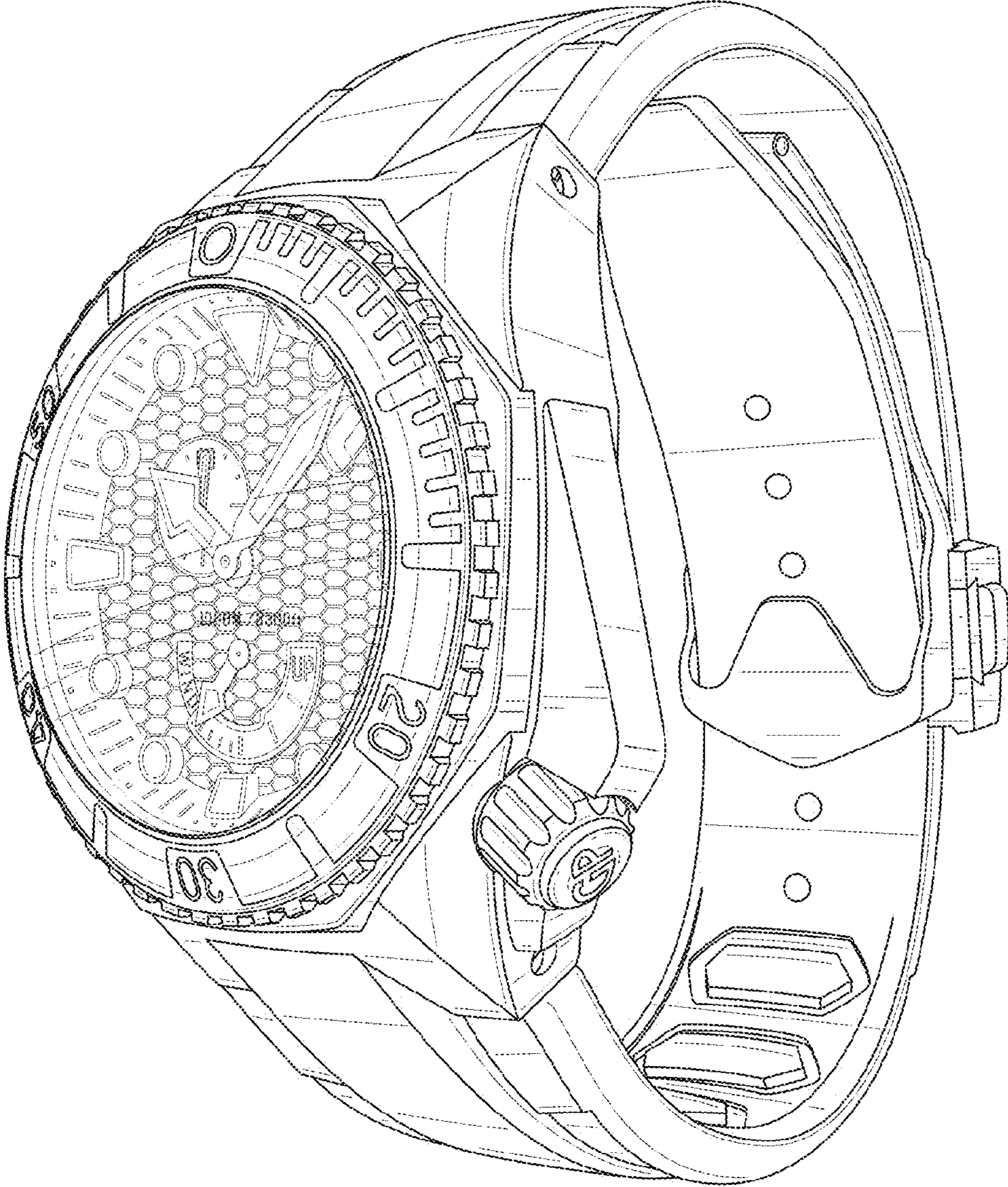


FIG. 1

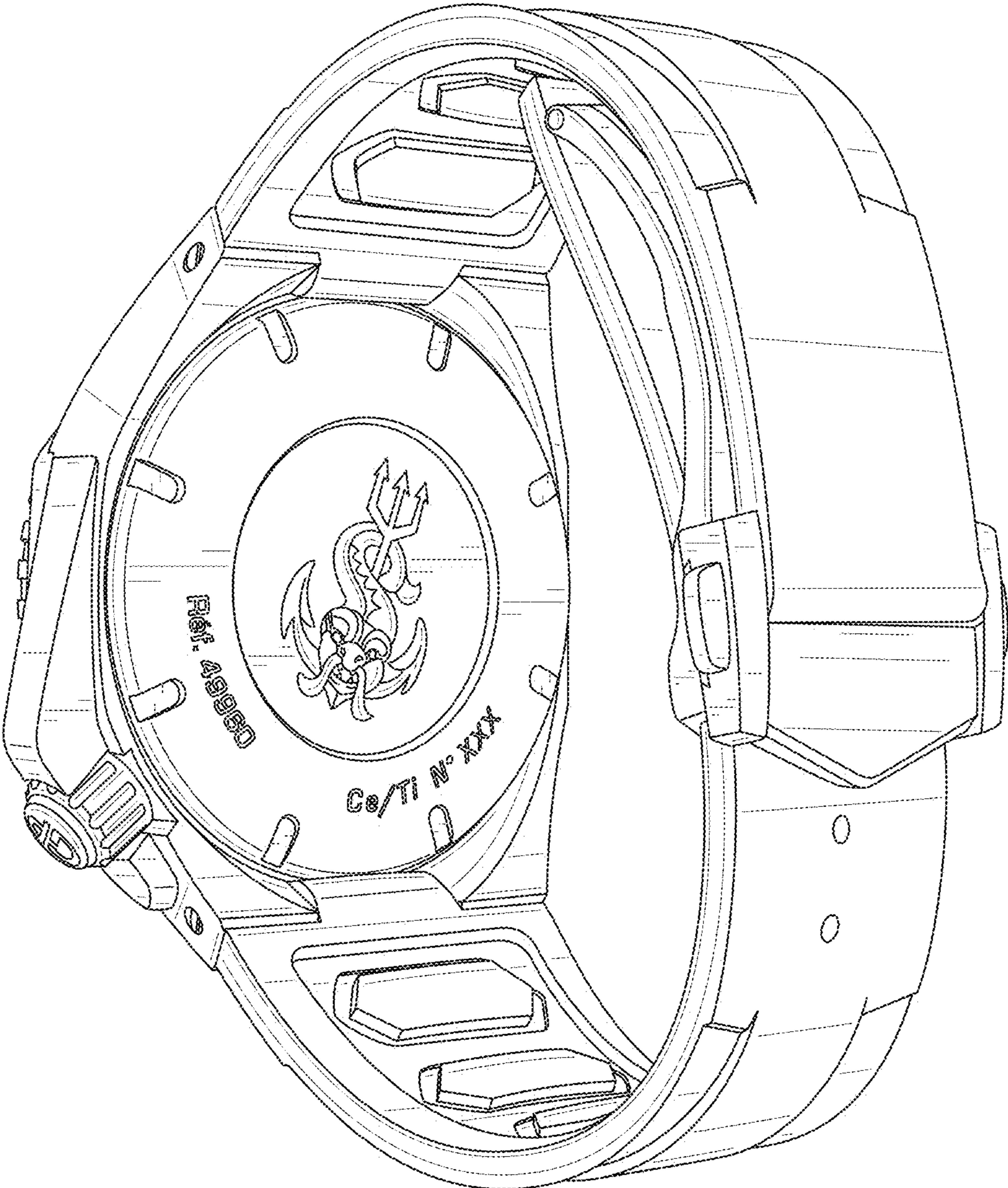


FIG. 2

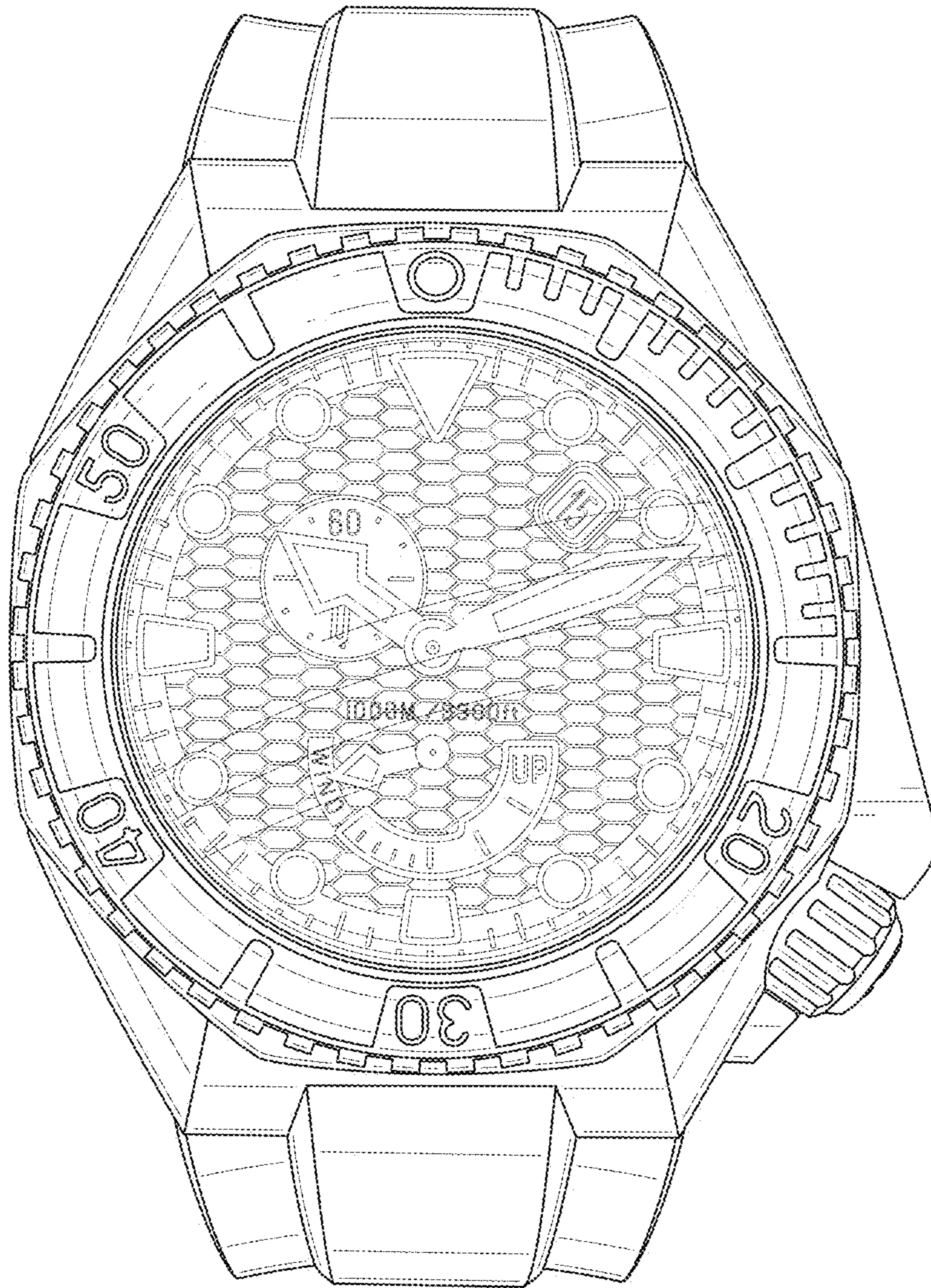


FIG. 3

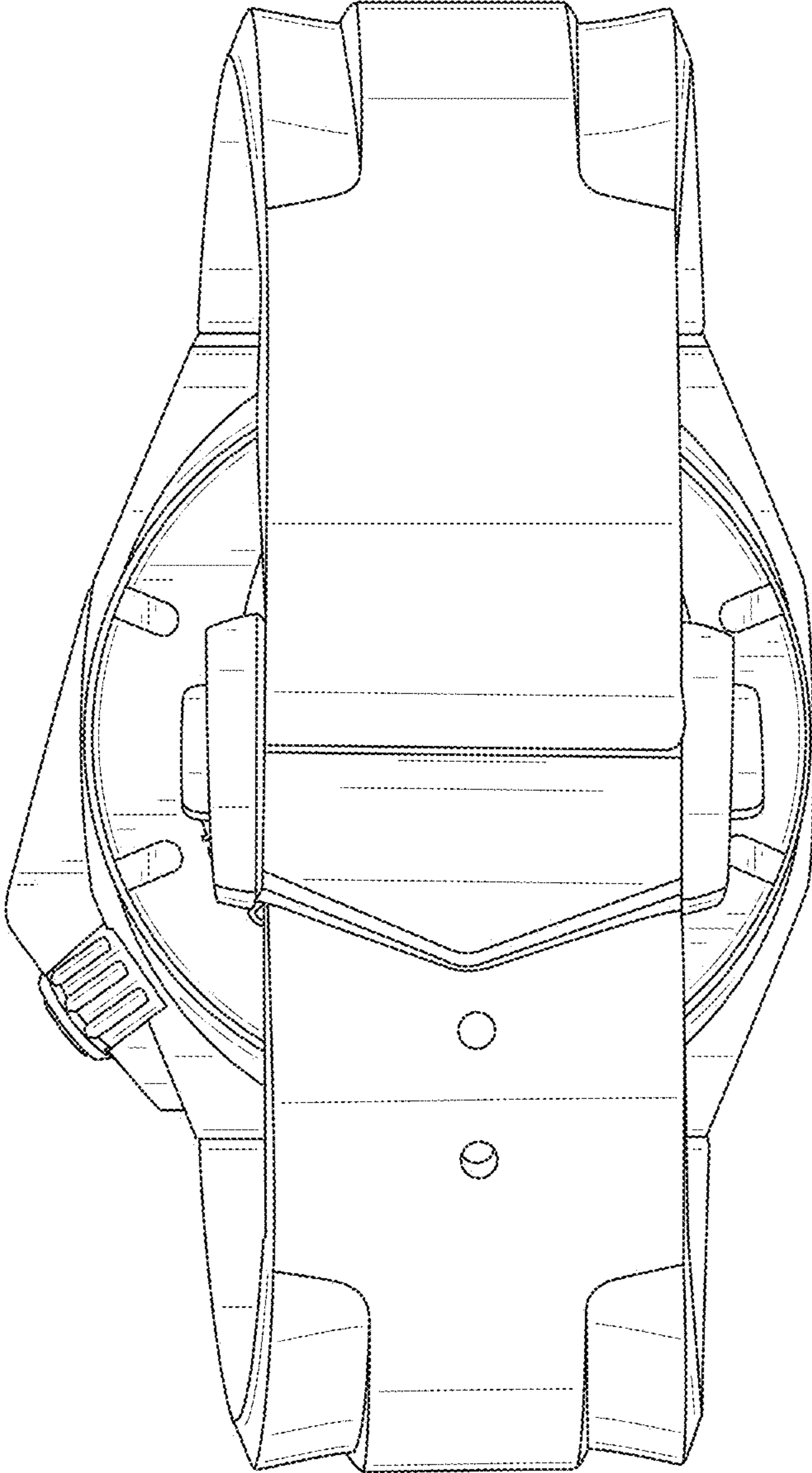


FIG. 4

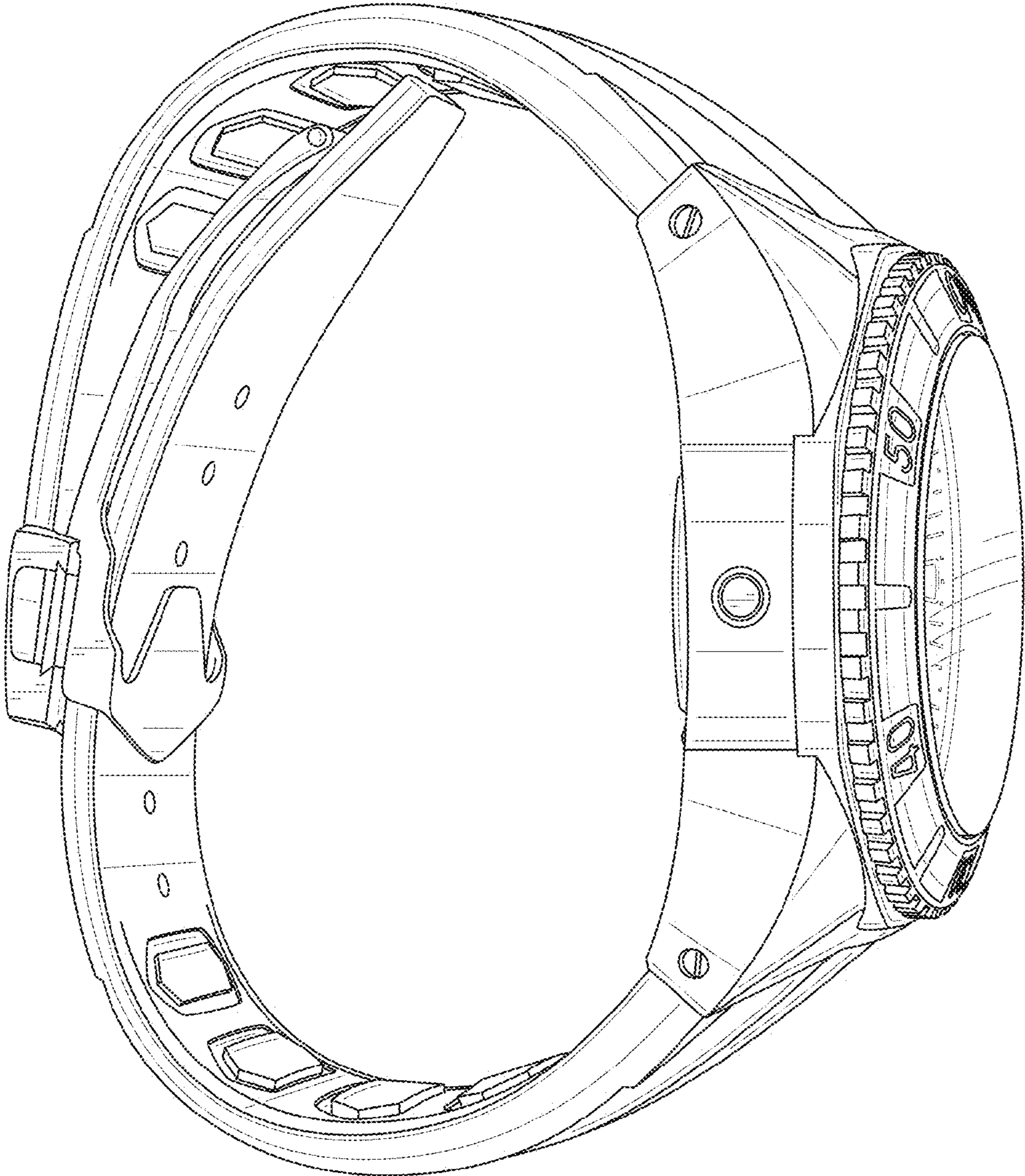


FIG. 5

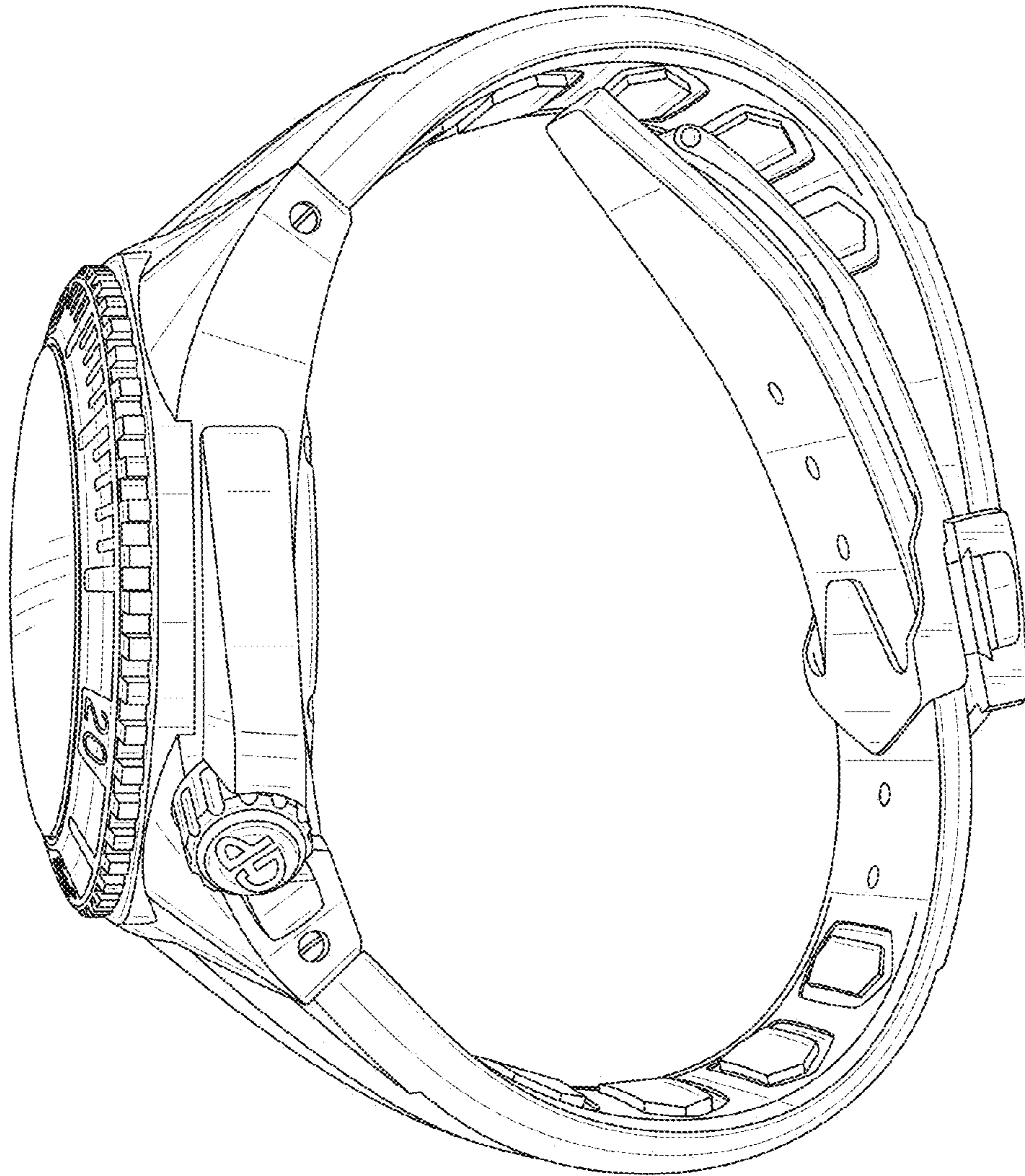


FIG. 6

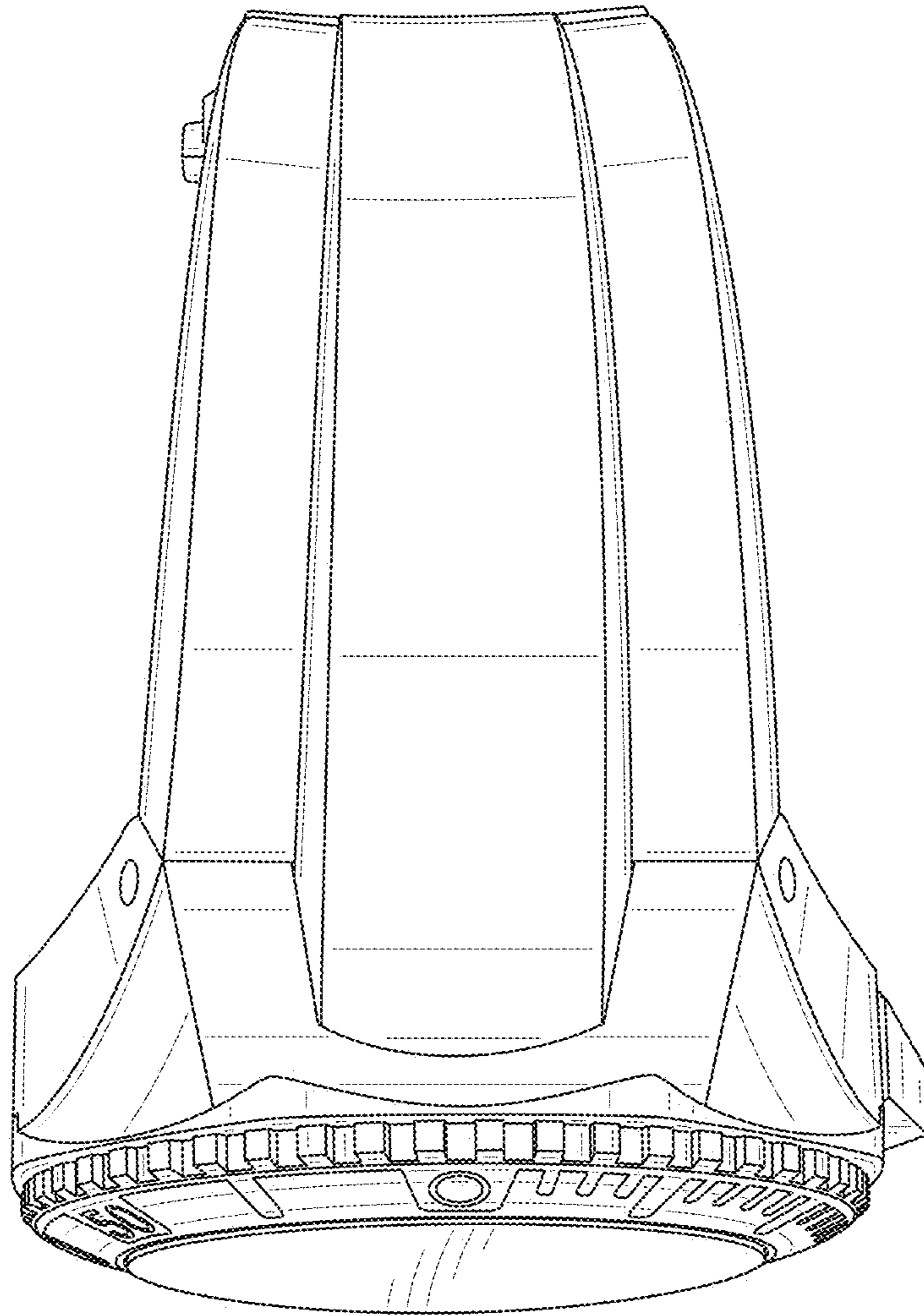


FIG. 7

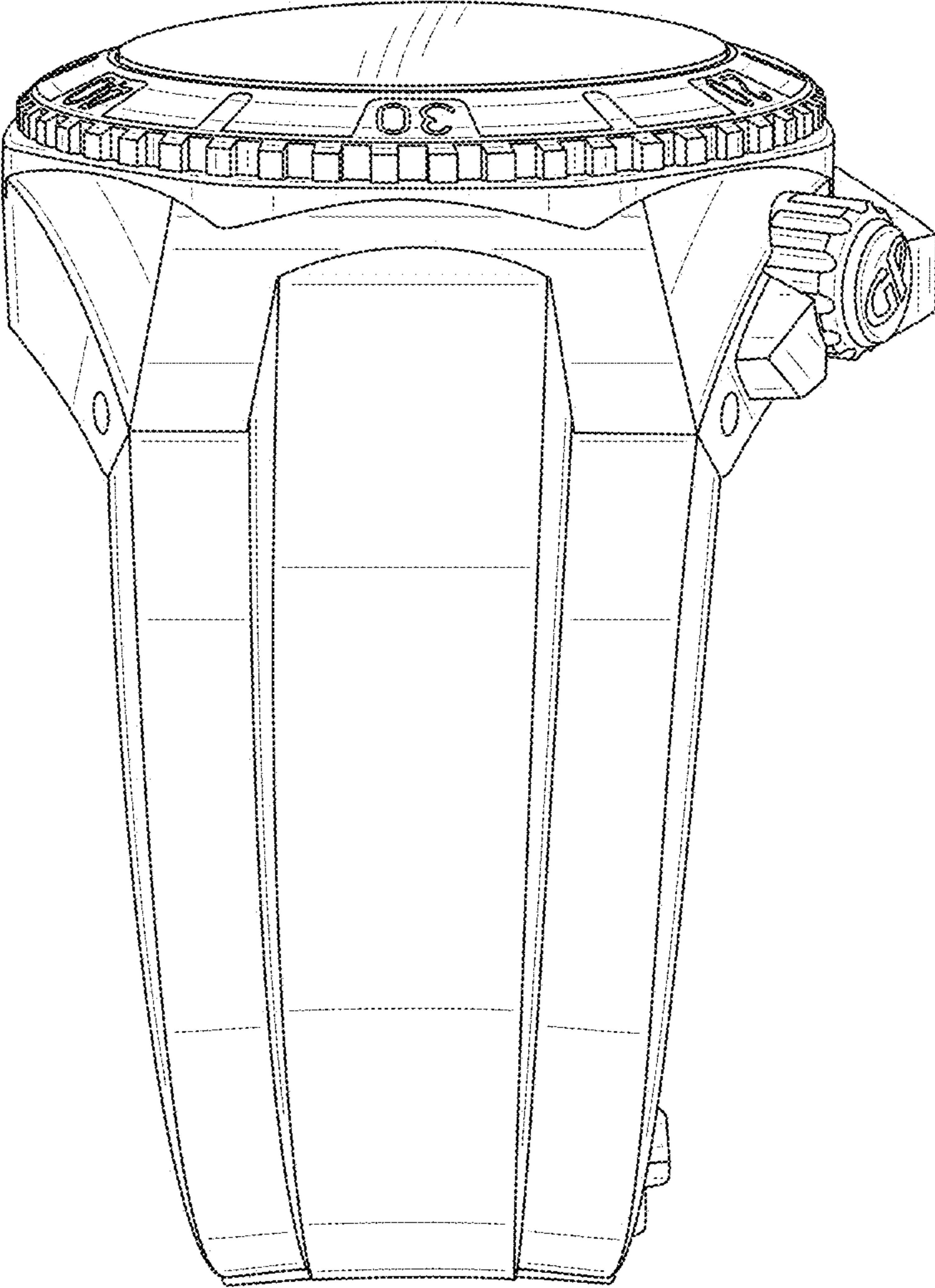


FIG. 8