



US00D705664S

(12) **United States Design Patent**
Markle et al.

(10) **Patent No.:** **US D705,664 S**

(45) **Date of Patent:** **** May 27, 2014**

(54) **RAZOR PACKAGE**

(71) Applicant: **The Gillette Company**, Boston, MA
(US)

(72) Inventors: **Andrew Anthony Markle**, New York,
NY (US); **Carl Andrew Gerhards**,
Astoria, NY (US)

(73) Assignee: **The Gillette Company**, Boston, MA
(US)

(**) Term: **14 Years**

(21) Appl. No.: **29/445,704**

(22) Filed: **Feb. 14, 2013**

(51) **LOC (10) Cl.** **09-01**

(52) **U.S. Cl.**

USPC **D9/600; D9/457**

(58) **Field of Classification Search**

USPC D3/270-271.3; D9/600, 652, 414-415,
D9/433-434, 457, 499; 206/457, 471, 527;
215/400; 220/890; 229/116.1-116.2;
D7/514-520, 613, 619.2, 623, 628

See application file for complete search history.

(56) **References Cited**

U.S. PATENT DOCUMENTS

5,429,241 A * 7/1995 Althaus 206/471
6,276,529 B1 * 8/2001 Feehan, Jr. 206/471
D468,198 S * 1/2003 Nakazawa et al. D9/415
D535,554 S * 1/2007 Kent D9/415
D599,214 S * 9/2009 Born et al. D9/667

D614,491 S * 4/2010 Rhoad D9/457
D647,793 S * 11/2011 Anderson et al. D9/434
D650,668 S * 12/2011 Graham et al. D9/434
D656,817 S * 4/2012 Tucker et al. D9/434

* cited by examiner

Primary Examiner — Sandra Morris

(74) *Attorney, Agent, or Firm* — Joanne N. Pappas; Kevin C.
Johnson; Steven W. Miller

(57) **CLAIM**


The ornamental design for a razor package, as shown and
described.

DESCRIPTION

FIG. 1 is a perspective view of a razor package showing my
new design having a cartridge icon on a razor package;
FIG. 2 is a front view thereof;
FIG. 3 is a back view thereof;
FIG. 4 is a right view thereof;
FIG. 5 is a left view thereof;
FIG. 6 is a top view thereof;
FIG. 7 is a bottom view thereof;
FIG. 8 is a another perspective view of a razor package
showing my new design having a cartridge icon on a razor
package;
FIG. 9 is a front view of FIG. 8;
FIG. 10 is a back view FIG. 8;
FIG. 11 is a right view FIG. 8;
FIG. 12 is a left view FIG. 8;
FIG. 13 is a top view FIG. 8; and,
FIG. 14 is a bottom view FIG. 8.

The dashed broken lines are directed to the environment and
are for illustrative purposes only and form no part of the
claimed design.

1 Claim, 10 Drawing Sheets






FIG. 1




FIG. 2




FIG. 3

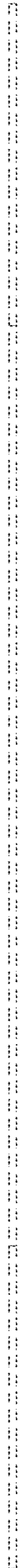


FIG. 4

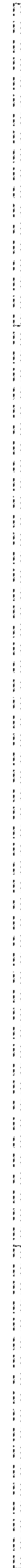


FIG. 5

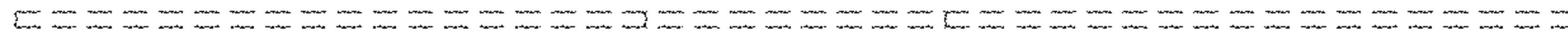


FIG. 6

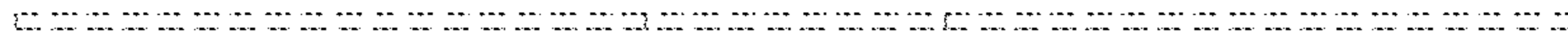


FIG. 7




FIG. 8




FIG. 9




FIG. 10

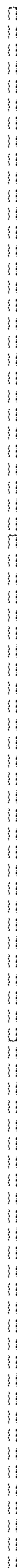


FIG. 11

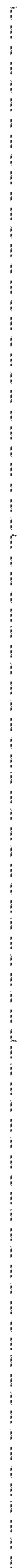


FIG. 12

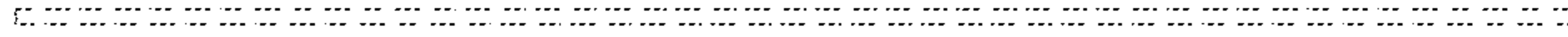


FIG. 13

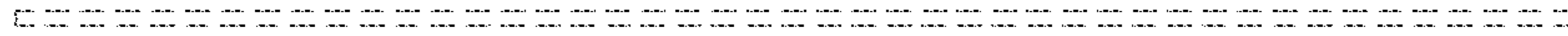


FIG. 14