



US00D705635S

(12) **United States Design Patent**
Easley et al.

(10) **Patent No.:** **US D705,635 S**
(45) **Date of Patent:** **** May 27, 2014**

(54) **HAMMER HANDLE**

(76) Inventors: **Charles Houston Easley**, Cane Ridge,
TN (US); **Charmene Tabua Easley**,
Dover, DE (US); **Margaret Easley**, Cane
Ridge, TN (US)

(**) Term: **14 Years**

(21) Appl. No.: **29/395,748**

(22) Filed: **Mar. 23, 2012**

(51) **LOC (10) Cl.** **08-02**

(52) **U.S. Cl.**
USPC **D8/80**

(58) **Field of Classification Search**
USPC D8/75-81, 107; 81/19-26, 489-490;
76/103; 125/40; D22/117, 118
See application file for complete search history.

(56) **References Cited**

U.S. PATENT DOCUMENTS

19,901	A	*	4/1858	Aiken	81/490
516,294	A	*	3/1894	Britton	81/490
710,615	A	*	10/1902	Robertson	81/24
798,141	A	*	8/1905	Morgan et al.	125/36
1,424,275	A	*	8/1922	Bates et al.	81/440
2,279,324	A	*	4/1942	Julien	294/57
D267,306	S	*	12/1982	Hyggen	D8/10
D273,759	S	*	5/1984	Drori	D8/75

D286,476	S	*	11/1986	Adams	D6/416
4,850,079	A	*	7/1989	Thompson	16/421
D302,780	S	*	8/1989	Himbert et al.	D8/47
D334,525	S	*	4/1993	Adams	D8/107
D341,182	S	*	11/1993	Dube	D22/118
D367,416	S	*	2/1996	Gustafson et al.	D8/80
D444,693	S	*	7/2001	Griese et al.	D8/107
D499,003	S	*	11/2004	Chiang	D8/81
D556,009	S	*	11/2007	Settles	D8/107
D621,237	S	*	8/2010	Papenfuss	D8/47

* cited by examiner

Primary Examiner — Philip S Hyder
Assistant Examiner — Roselynn Cody

(57) **CLAIM**

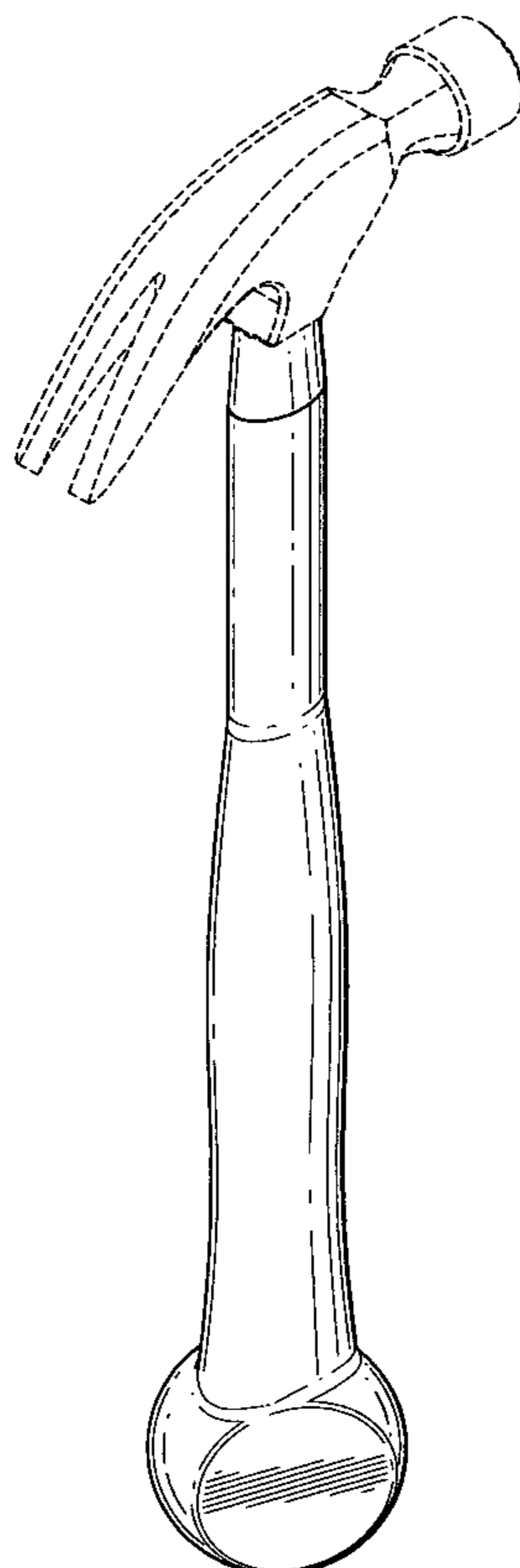
We claim the ornamental design for a hammer handle, as shown and described.

DESCRIPTION

FIG. 1 is a rear right side perspective view of a hammer handle showing our new design;
FIG. 2 is a rear left side perspective view of a hammer handle showing our new design;
FIG. 3 is a left side view thereof;
FIG. 4 is a right side view thereof;
FIG. 5 is a front view thereof;
FIG. 6 is a rear view thereof;
FIG. 7 is a top view thereof; and,
FIG. 8 is a bottom view thereof.

The broken line hammer head shown in the drawings is illustrative of environment and forms no part of the claim.

1 Claim, 7 Drawing Sheets



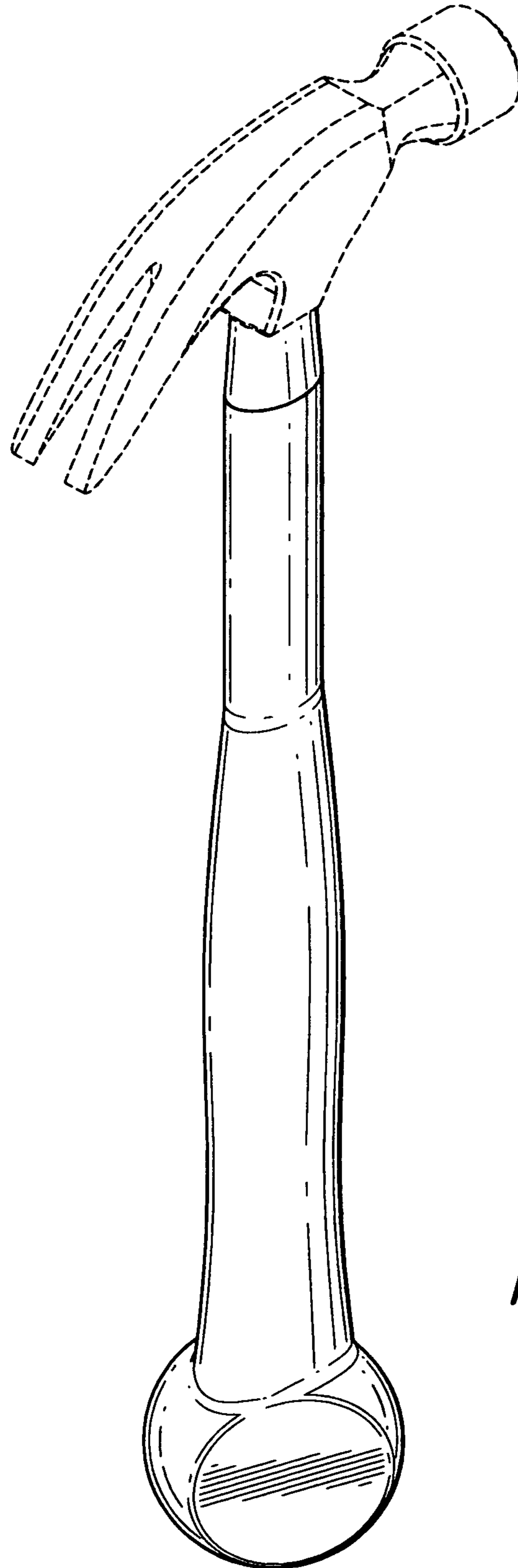


FIG. 1

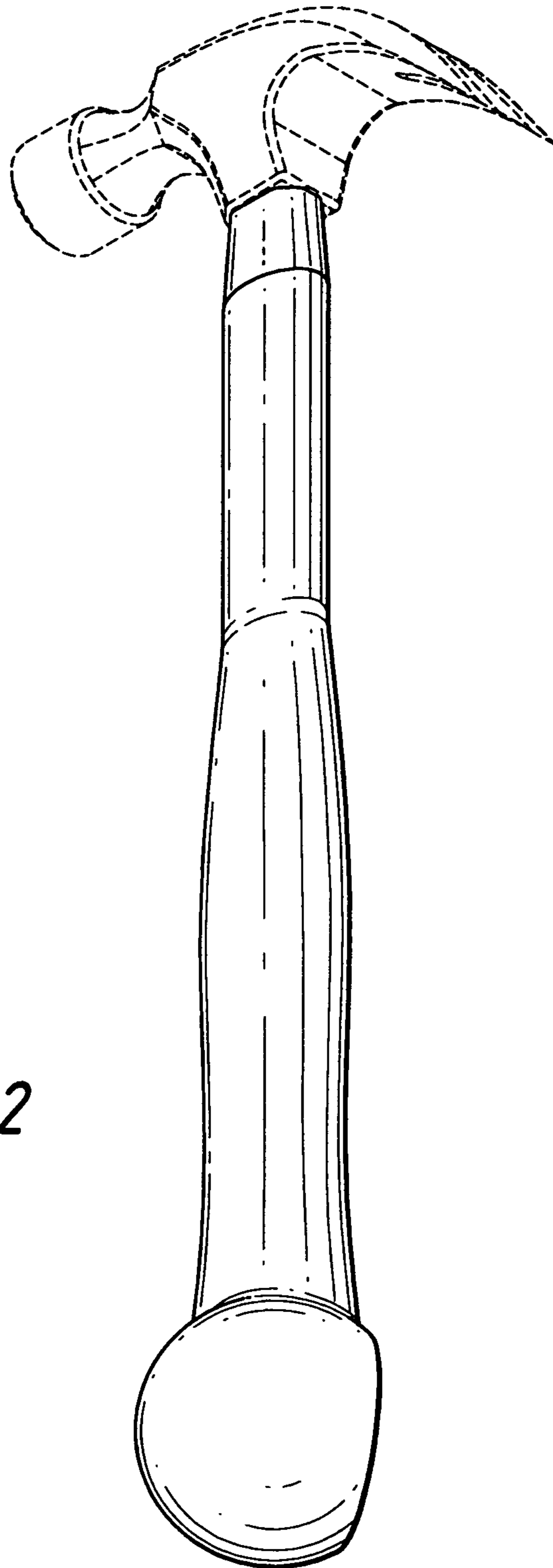


FIG. 2

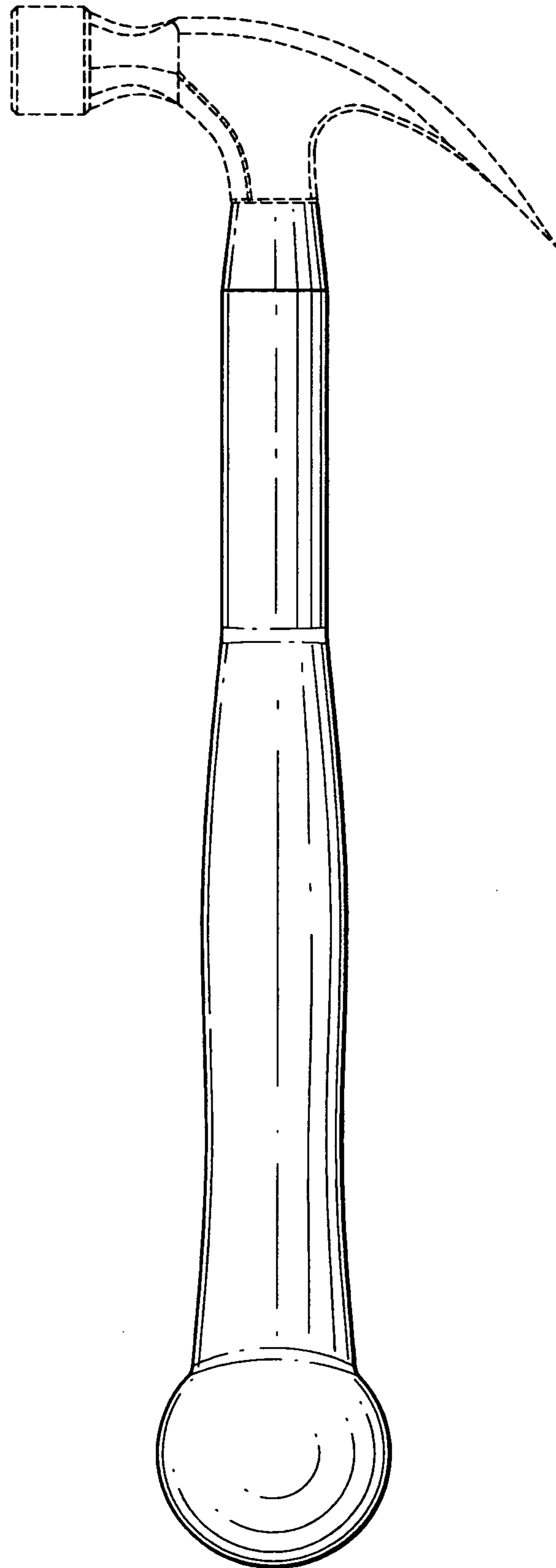


FIG. 3

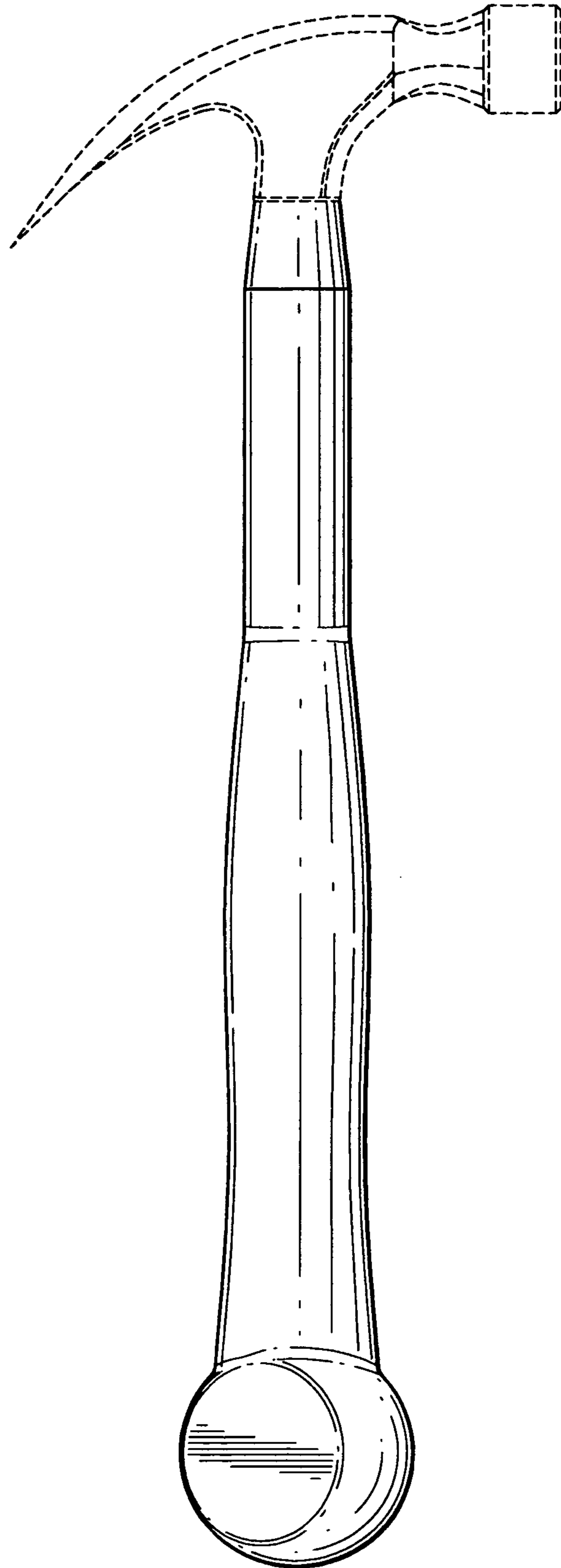


FIG. 4

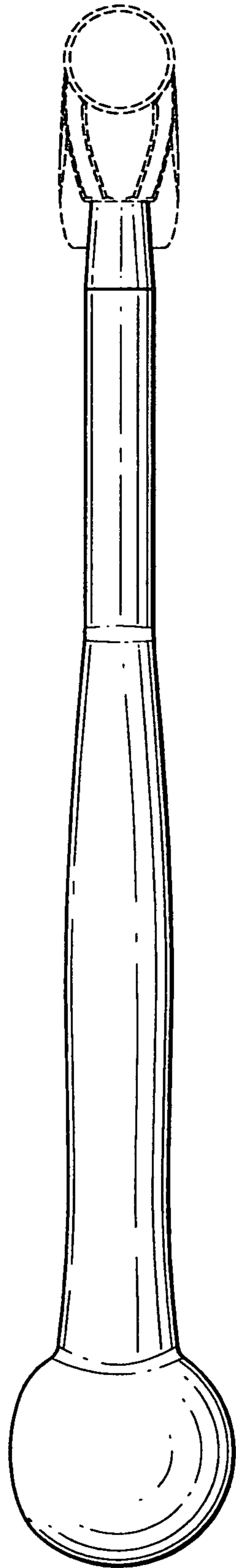


FIG. 5

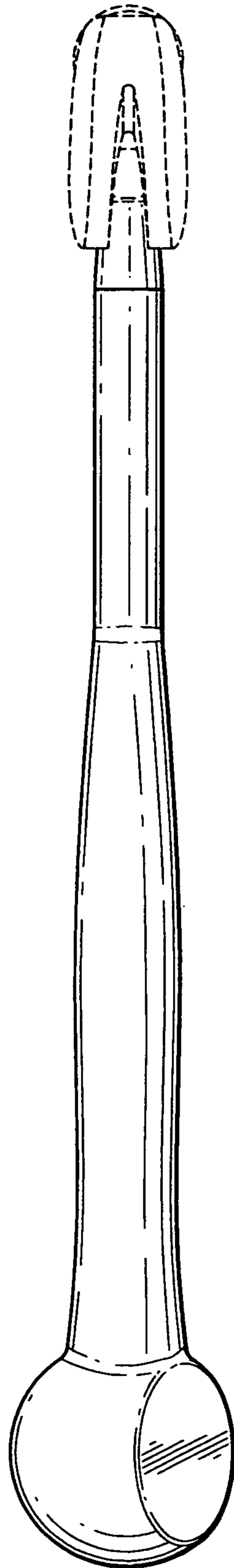


FIG. 6

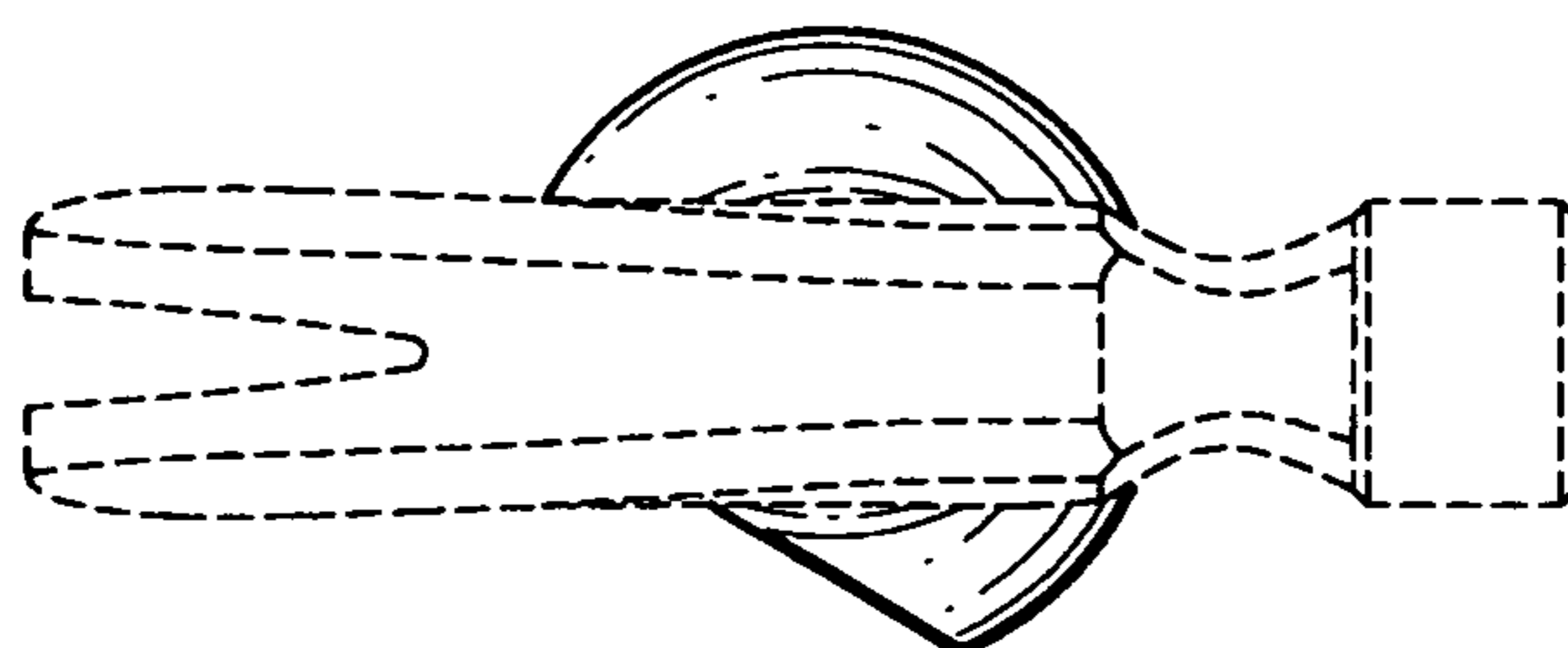


FIG. 7

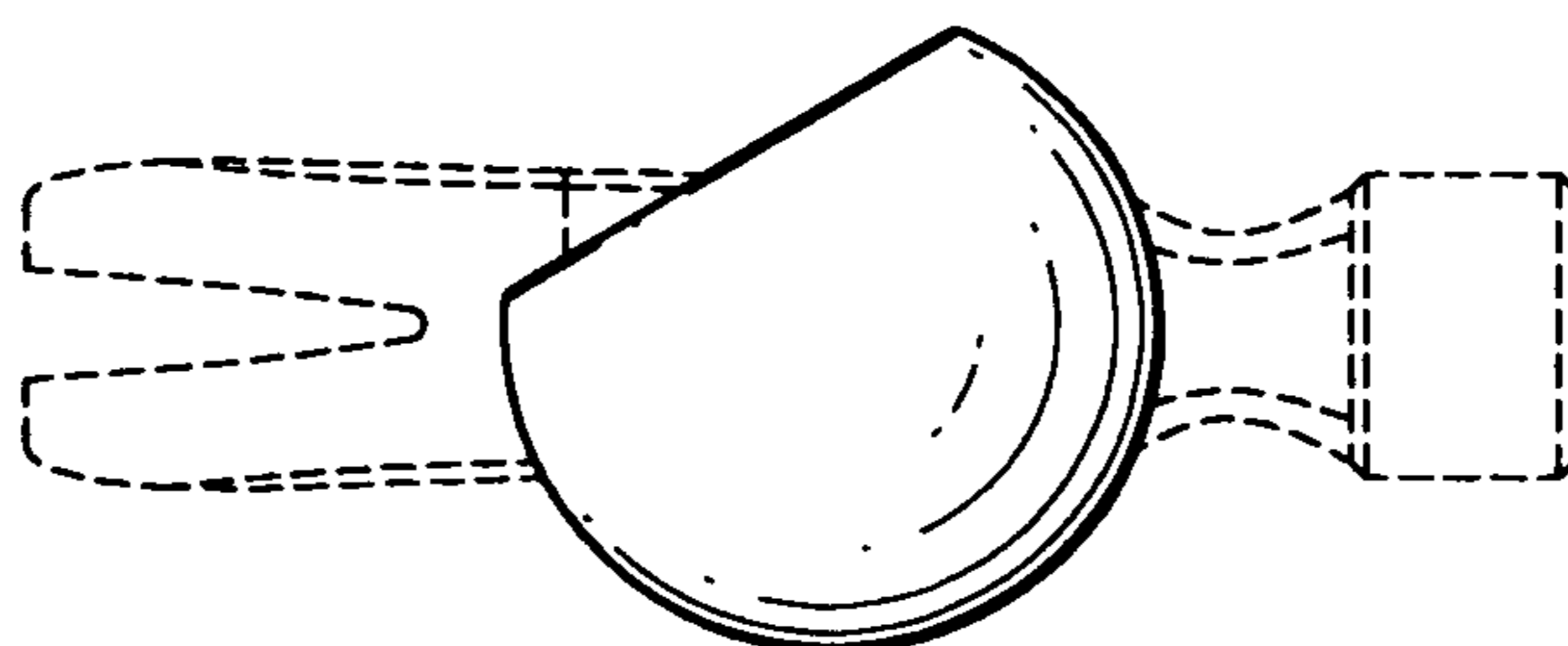


FIG. 8