



US00D705632S

(12) **United States Design Patent**
Larson et al.

(10) **Patent No.:** **US D705,632 S**
(45) **Date of Patent:** **** May 27, 2014**

(54) **DRILL BLOCK**

FOREIGN PATENT DOCUMENTS

(75) Inventors: **David Aaron Larson**, St. Charles, IL (US); **Edward D. Adkins**, Truth or Consequences, NM (US)

EP 1327493 A1 * 7/2003 B23B 49/02
GB 2449144 A * 11/2008 B23B 49/02
WO WO 2005023470 A2 * 3/2005 B23B 47/28

(73) Assignee: **Nomis LLC**, Palatine, IL (US)

OTHER PUBLICATIONS

(**) Term: **14 Years**

(21) Appl. No.: **29/431,513**

BAT-70 drill block. AviationPros.com. Dec. 10, 2008 [online], [retrieved on Mar. 15, 2013]. Retrieved from the Internet <URL: <http://www.aviationpros.com/product/10137049/brown-aviation-tool-supply-co-bat-70-drill-block>>.*

(22) Filed: **Sep. 7, 2012**

U.S. Appl. No. 29/426,298, Adkins.
Wolfcraft Accumobil—Mobile Drilling Aid; date last visited Sep. 25, 2012; 1 page printed from internet; http://web.archive.org/web/20100628234310/http://www.wolfcraft.de/jcatalog_generated/e...

Related U.S. Application Data

(63) Continuation-in-part of application No. 29/426,298, filed on Jul. 3, 2012.

(51) **LOC (10) Cl.** **08-05**

(52) **U.S. Cl.**
USPC **D8/71**

(58) **Field of Classification Search**
USPC D8/70, 71; D10/61, 64, 65; D15/132, D15/138, 140, 143; D24/133, 140, 147, D24/149; 408/56, 72 R, 72 B, 97, 111, 112, 408/115 R, 115 B, 241 G, 712
See application file for complete search history.

* cited by examiner

Primary Examiner — Philip S Hyder

Assistant Examiner — Darlington Ly

(74) *Attorney, Agent, or Firm* — Reinhart Boerner Van Deuren P.C.

(57) **CLAIM**

The ornamental design for a drill block, as shown and described.

(56) **References Cited**

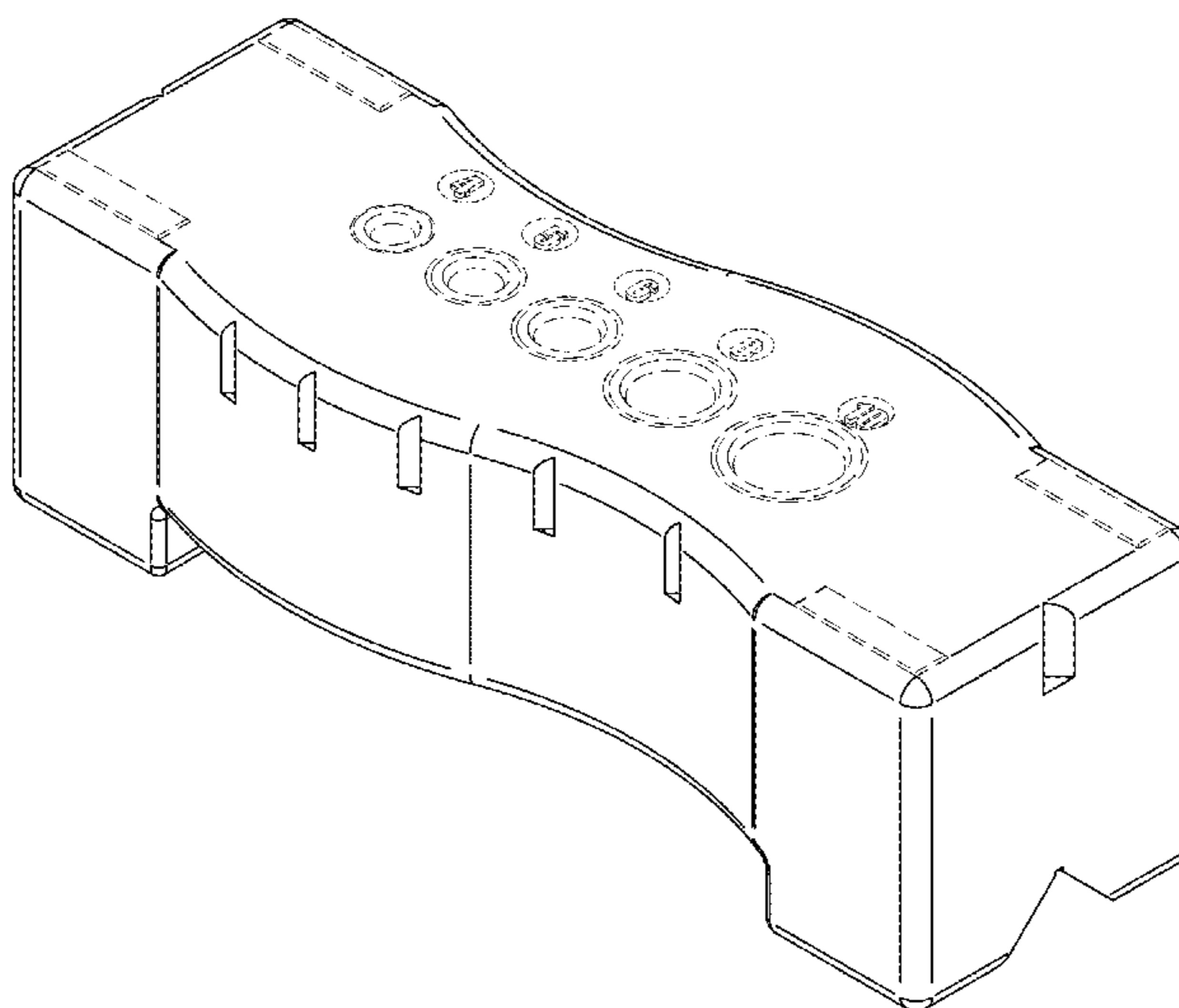
DESCRIPTION

U.S. PATENT DOCUMENTS

2,214,686 A * 9/1940 Weedy 408/72 R
4,005,945 A * 2/1977 Gutman 408/115 B
D268,165 S * 3/1983 Perry et al. D8/70
D271,903 S * 12/1983 Kaufman D24/229
4,523,162 A * 6/1985 Johnson 333/202
4,544,307 A * 10/1985 Miller 408/72 B
4,692,726 A * 9/1987 Green et al. 333/206
4,893,970 A * 1/1990 Becraft 408/72 R
D324,526 S * 3/1992 Degen D15/138
5,614,875 A * 3/1997 Jang et al. 333/202
5,850,168 A * 12/1998 McVeety et al. 333/207
D488,696 S * 4/2004 Merritt D8/70
D600,346 S * 9/2009 Petersen D24/140

FIG. 1 is a top perspective view of the drill block;
FIG. 2 is a top view thereof;
FIG. 3 is a side view thereof;
FIG. 4 is a front view thereof;
FIG. 5 is a rear view thereof;
FIG. 6 is an opposing side view thereof; and,
FIG. 7 is an enlarged bottom view thereof.
In the figures, dashed lines are used to illustrate features of the drill block which form no part of the claimed design. In the figures, dashed-dot lines are used to illustrate a boundary and end of the claimed design.

1 Claim, 4 Drawing Sheets



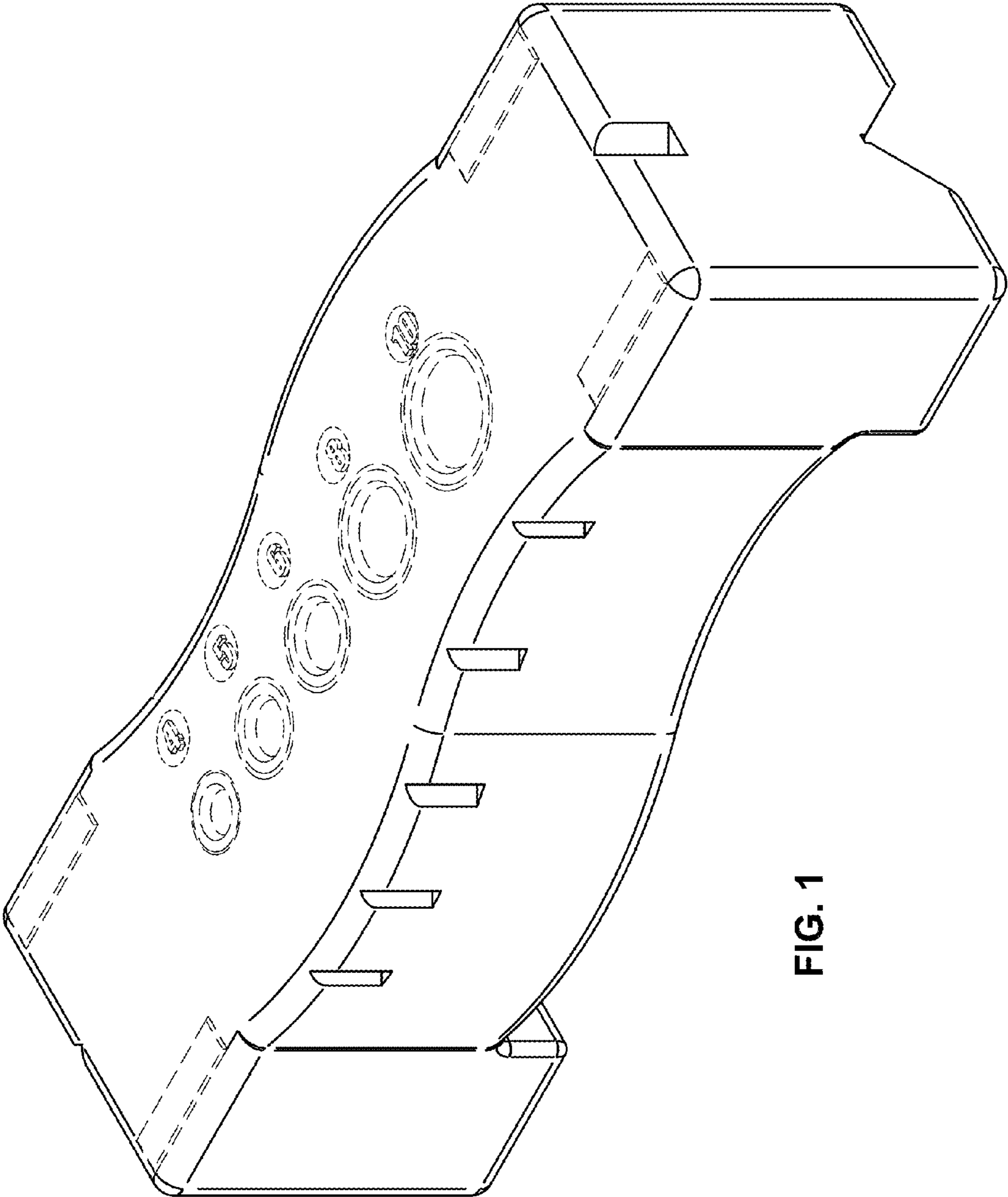


FIG. 1

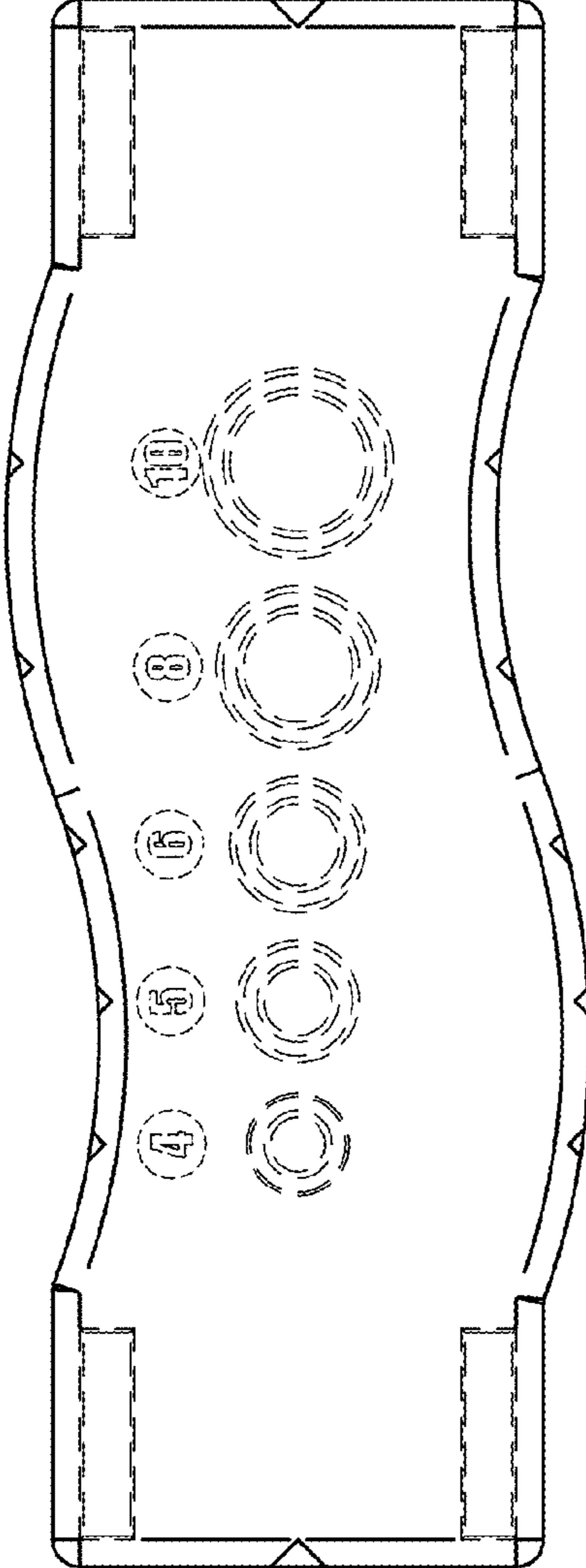


FIG. 2

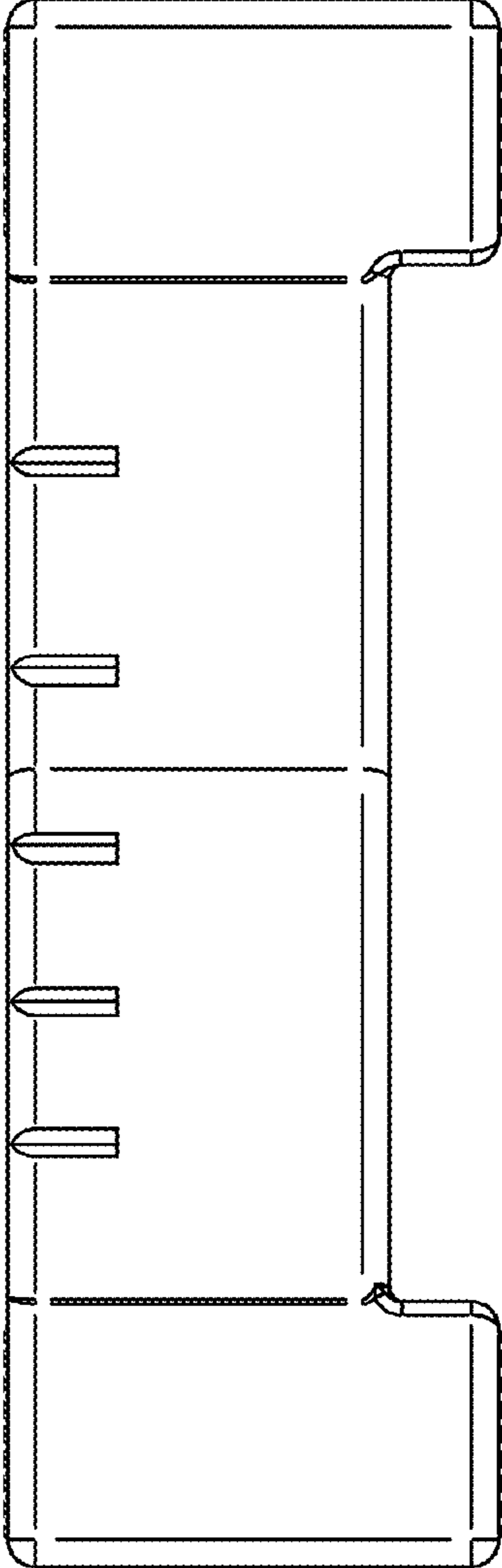


FIG. 4

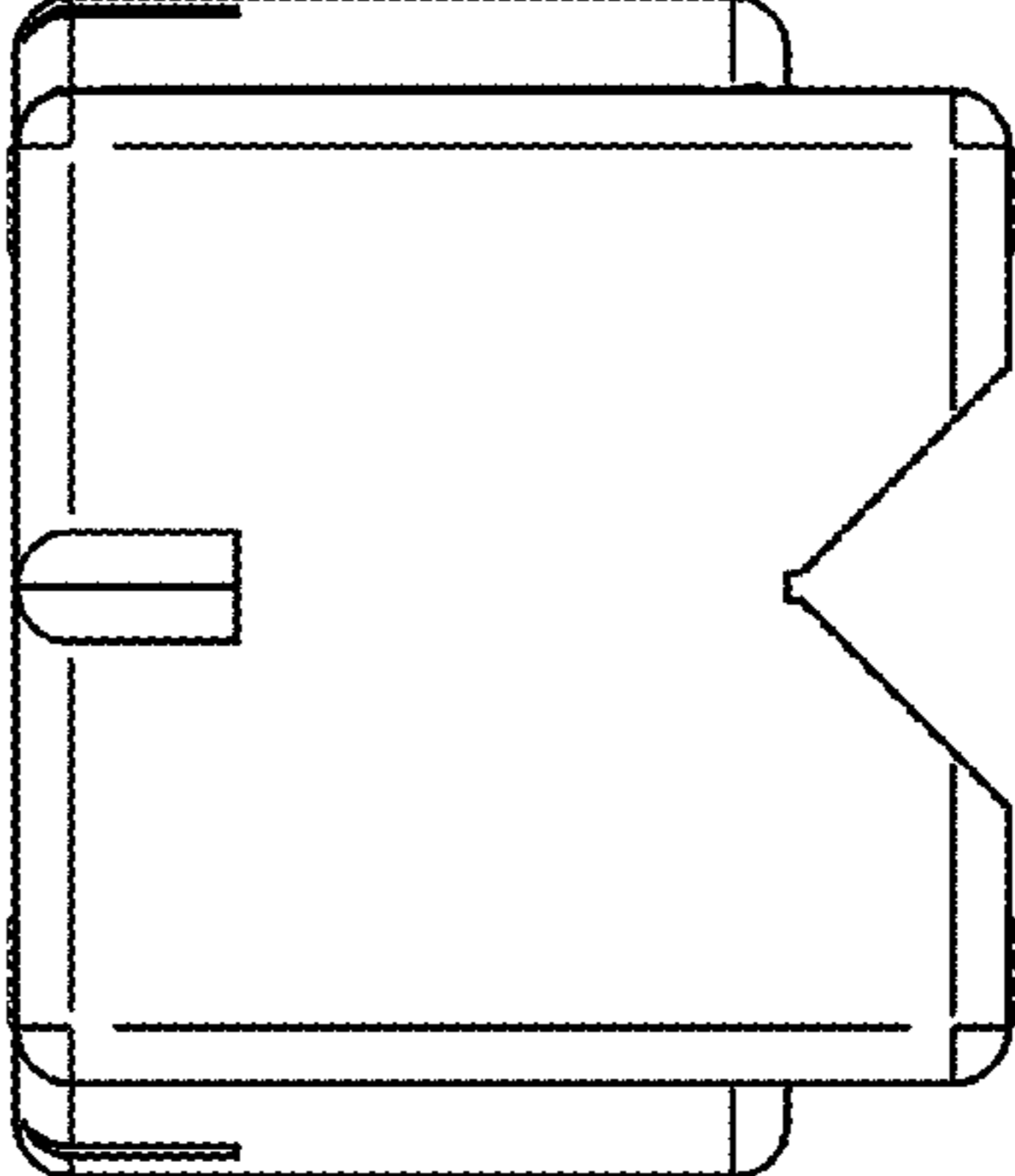


FIG. 3

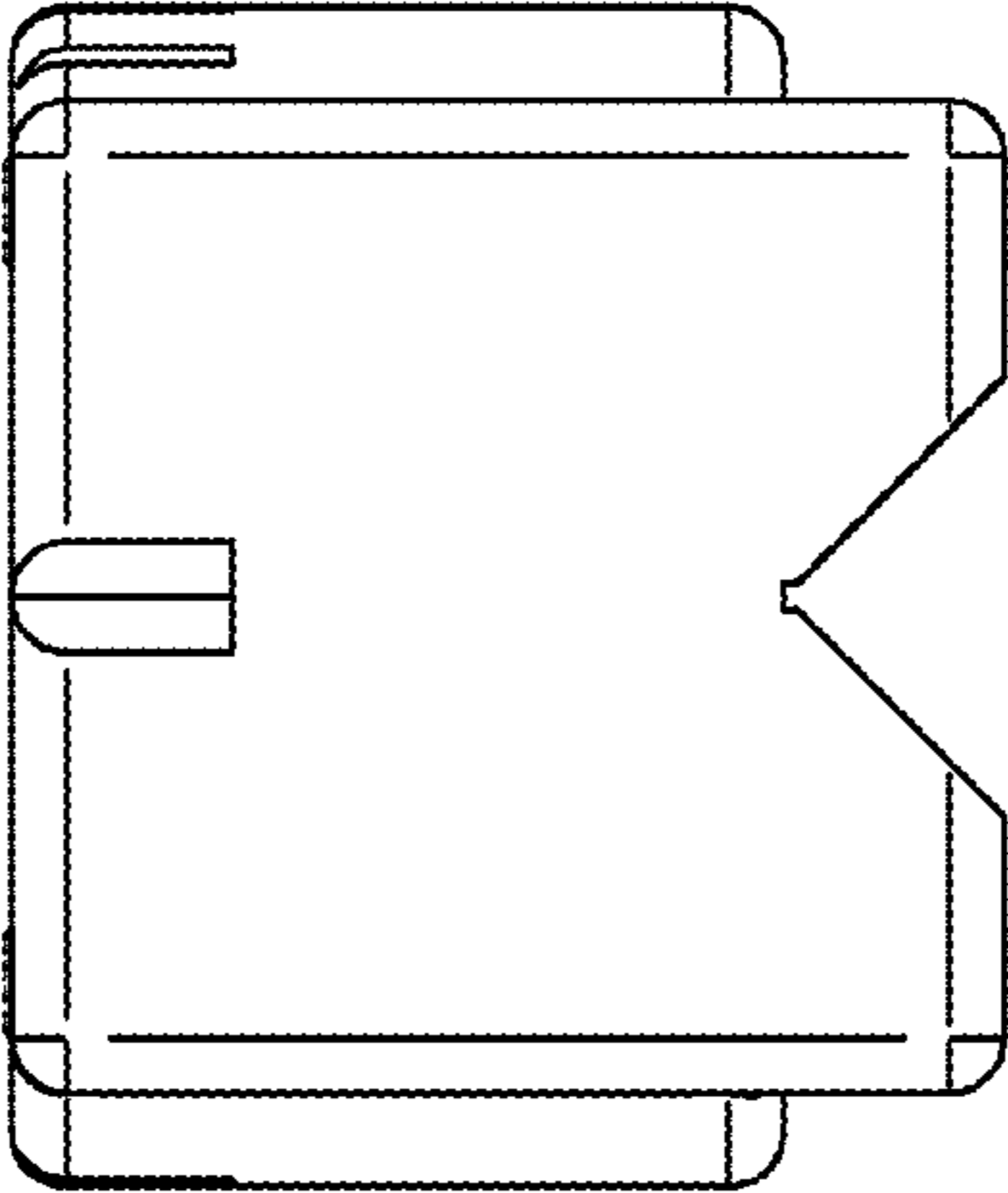


FIG. 6

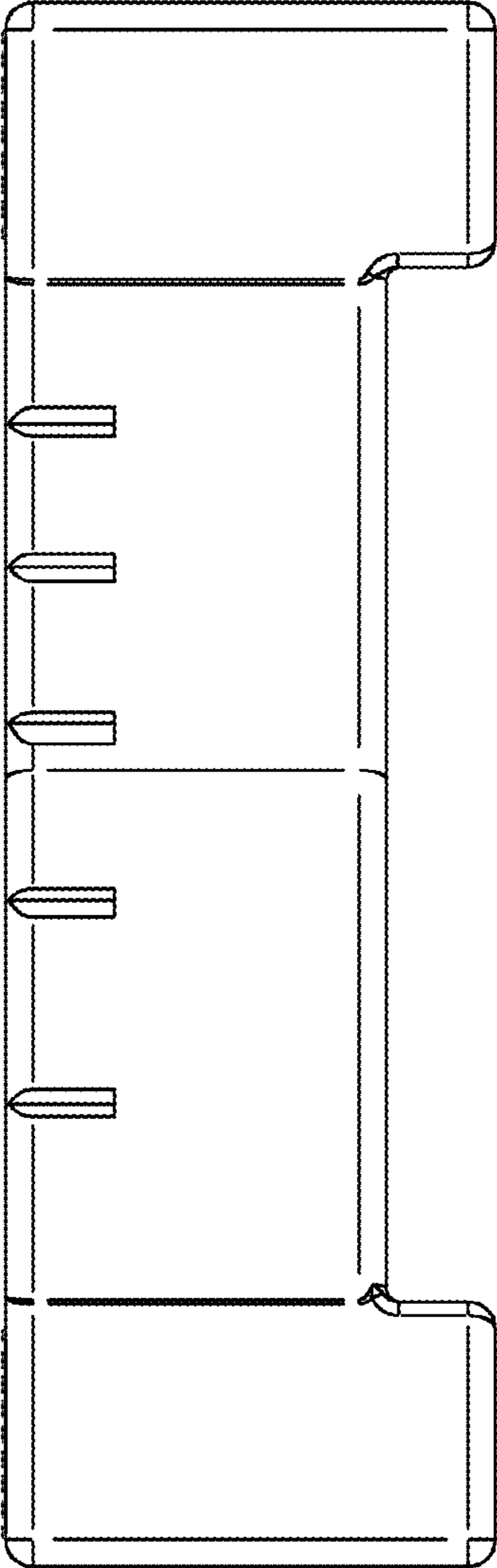


FIG. 5

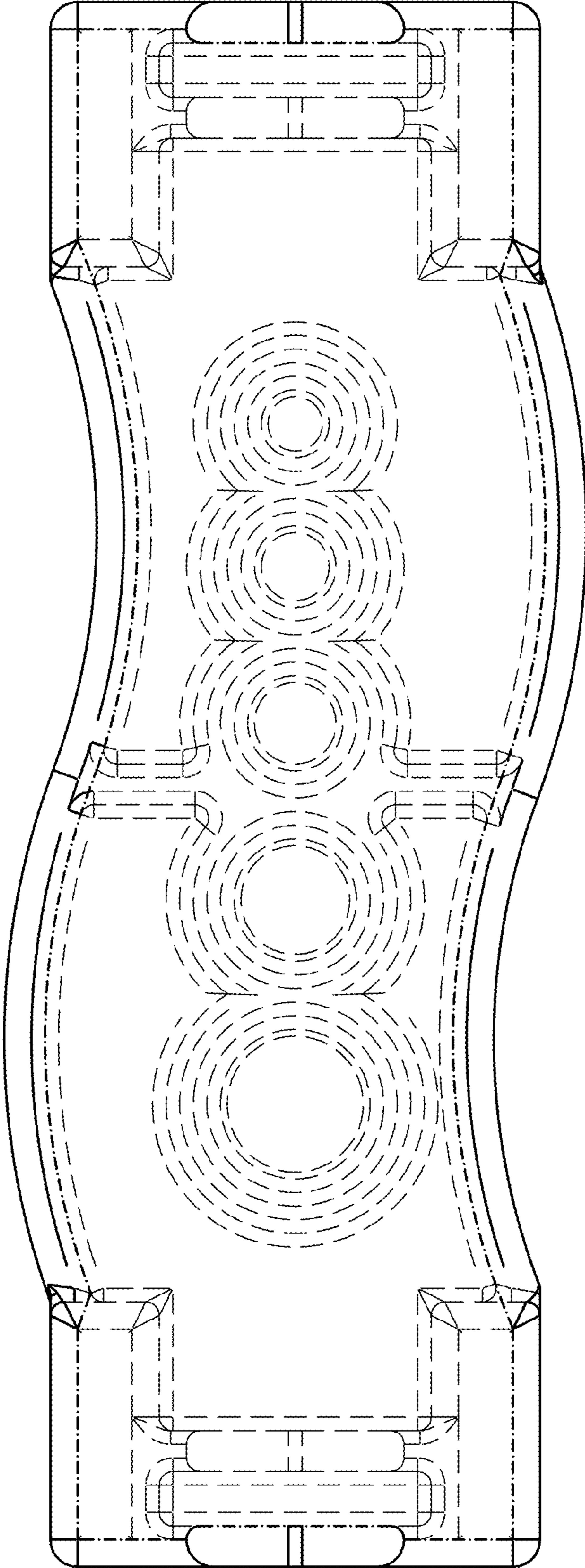


FIG. 7