



US00D705610S

(12) **United States Design Patent**
Pierce

(10) **Patent No.:** **US D705,610 S**

(45) **Date of Patent:** **** May 27, 2014**

- (54) **ROLL TOP CONDIMENT TRAY**
- (71) Applicant: **Co-Rect Products Inc.**, Minneapolis, MN (US)
- (72) Inventor: **Michael Bernard Pierce**, Wayzata, MN (US)
- (73) Assignee: **Co-Rect Products Inc.**, Minneapolis, MN (US)
- (**) Term: **14 Years**
- (21) Appl. No.: **29/444,894**
- (22) Filed: **Feb. 5, 2013**
- (51) **LOC (10) Cl.** **07-06**
- (52) **U.S. Cl.**
USPC **D7/590**
- (58) **Field of Classification Search**
USPC D7/590, 602, 629, 538-548, 600.1, 387, D7/500, 550.1, 396.1, 560, 392.1, 586, D7/554.2, 553.5, 553.8, 589, 322, 321, D7/320, 300, 302, 401.1, 412, 415, 600, D7/601, 605, 709, 631, 553.1, 553.2, D7/553.4, 553.3, 555, 557; D9/737, 756, D9/759, 761, 421, 432, 428; D24/224; 220/792, 793, 794, 796, 797, 799, 220/23.2, 780-784, 801-805, 662, 665, 220/839, 810; 206/557-564, 508, 815; 62/440

See application file for complete search history.

(56) **References Cited**

U.S. PATENT DOCUMENTS

3,023,923	A *	3/1962	Geib et al.	220/840
3,589,554	A *	6/1971	Smith	220/23.83
3,651,983	A *	3/1972	Haugen	220/326
3,902,595	A *	9/1975	Mori	206/737
4,235,338	A *	11/1980	Dugan et al.	206/443
D259,293	S *	5/1981	Cooper	D30/162
D259,690	S *	6/1981	Buchsteiner nee Fetzer	D7/538
D269,934	S *	8/1983	Hawkins et al.	D7/590

D270,597	S *	9/1983	Conti	D7/392.1
D271,000	S *	10/1983	Rimer	D9/420
D299,061	S *	12/1988	Holewinski	D24/224
D300,102	S *	3/1989	Morin	D7/629
D311,800	S *	10/1990	Kiiski	D3/304
D312,781	S *	12/1990	Rigby	D9/420
D321,182	S *	10/1991	Losasso et al.	D14/370
D332,895	S *	2/1993	Salzmann	D7/590
D337,725	S *	7/1993	Bunin	D3/203.3
D395,547	S *	6/1998	Sussman	D3/302
6,418,923	B1 *	7/2002	Cantrell	126/25 R
D462,240	S	9/2002	Omdoll	
D471,062	S *	3/2003	Omdoll	D7/401.1
D522,317	S *	6/2006	Pierce	D7/590
D523,288	S *	6/2006	Pierce	D7/590
D566,389	S *	4/2008	Conway	D3/266
7,500,635	B2 *	3/2009	Cooper et al.	242/588.6
D609,056	S *	2/2010	Pierce	D7/541
D669,999	S *	10/2012	Davies et al.	D24/224
D673,430	S *	1/2013	Glassman	D7/637
2013/0019631	A1 *	1/2013	Luft et al.	62/440

* cited by examiner

Primary Examiner — Ian Simmons

Assistant Examiner — Shannon Morgan

(74) *Attorney, Agent, or Firm* — Vidas, Arrett & Steinkraus, P.A.

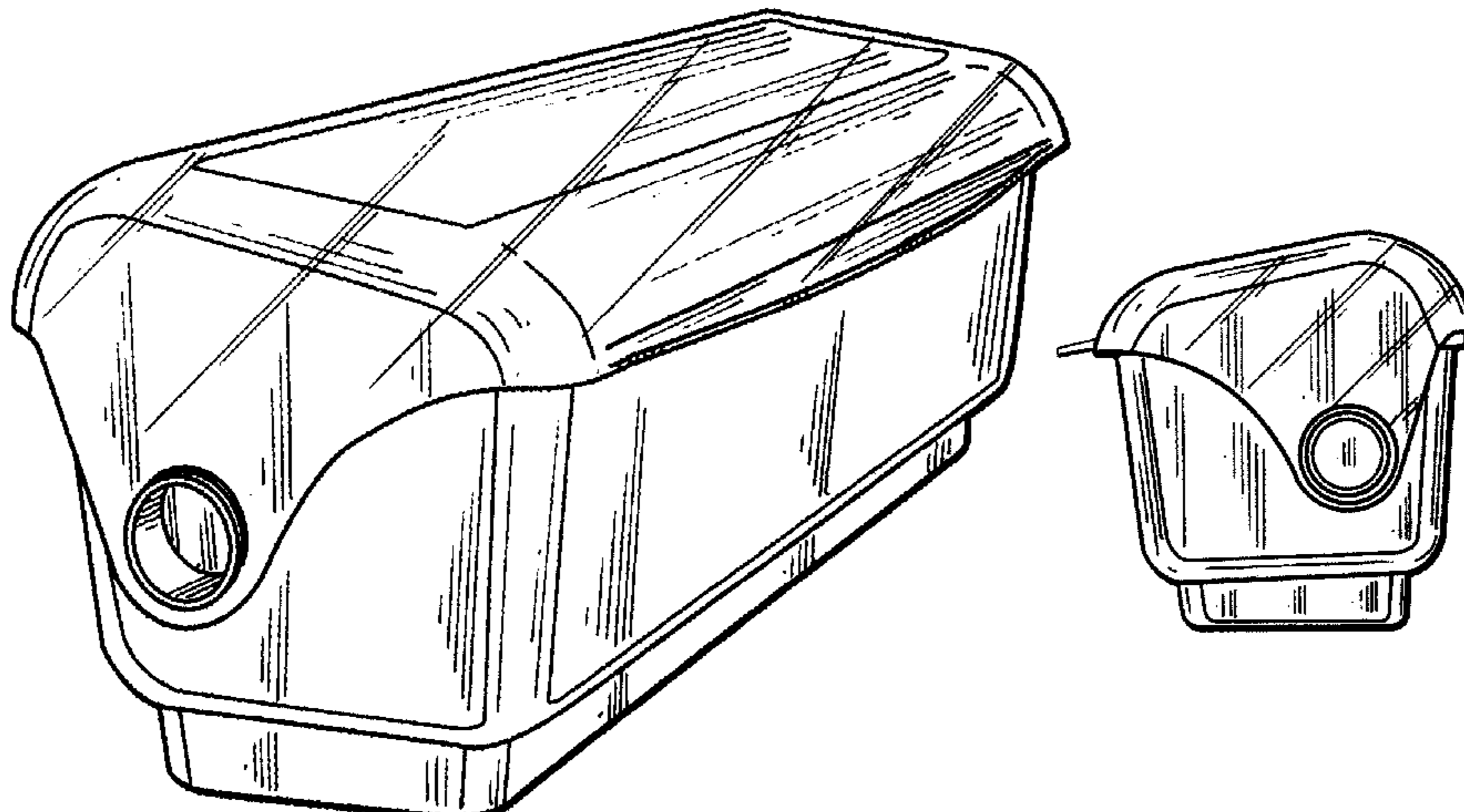
(57) **CLAIM**

The ornamental design for a roll top condiment tray, as shown and described.

DESCRIPTION

FIG. 1 is a top, left, front perspective view of a roll top condiment tray showing my new design. FIG. 2 is a front elevation view thereof; FIG. 3 is a bottom plan view thereof; FIG. 4 is a rear elevation view thereof; FIG. 5 is a top plan view thereof; and, FIG. 6 is a right elevation view thereof. The broken lines in FIG. 3 of the roll top condiment tray are for the purpose of illustrating environment, and form no part of the claimed design.

1 Claim, 2 Drawing Sheets



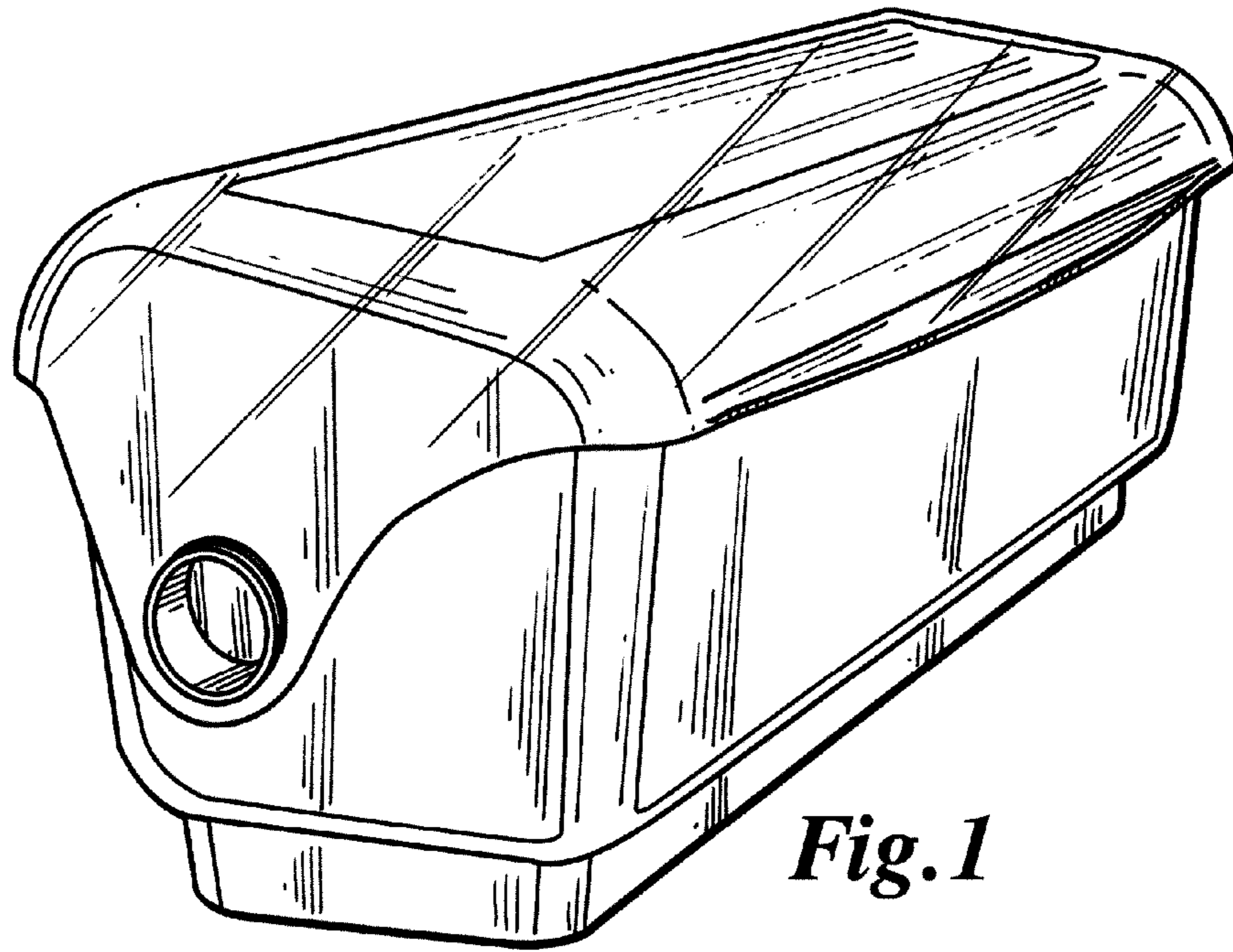


Fig. 1

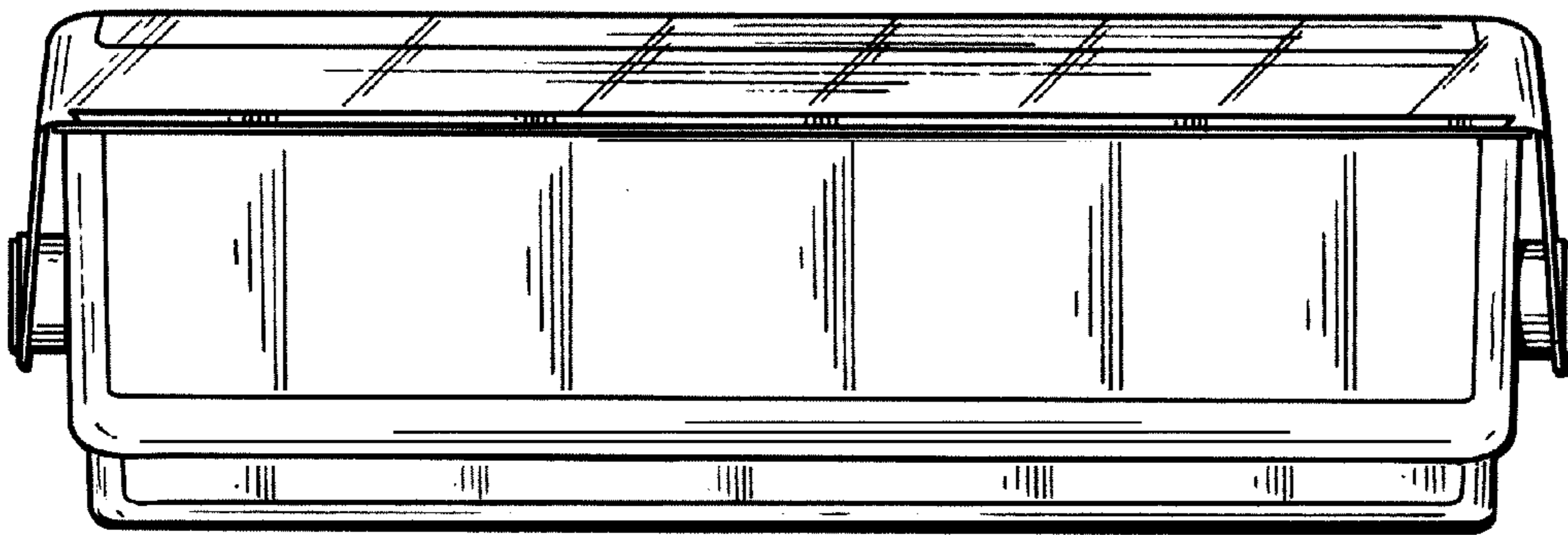


Fig. 2




Fig. 3

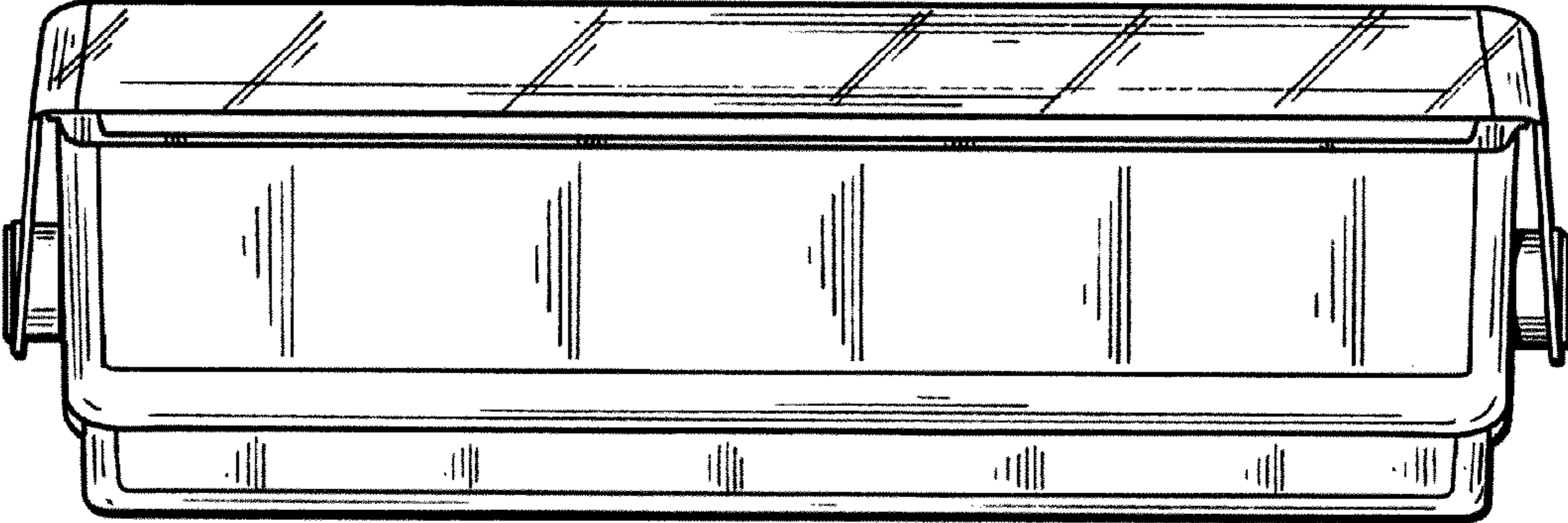


Fig. 4

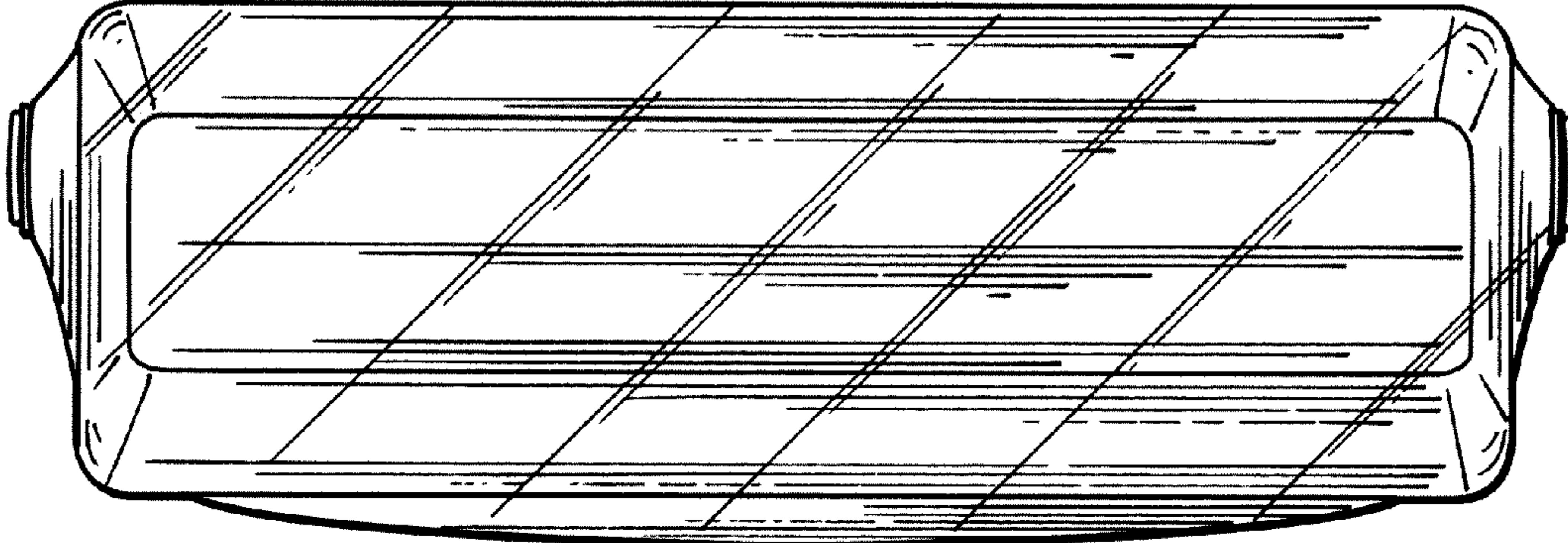


Fig. 5

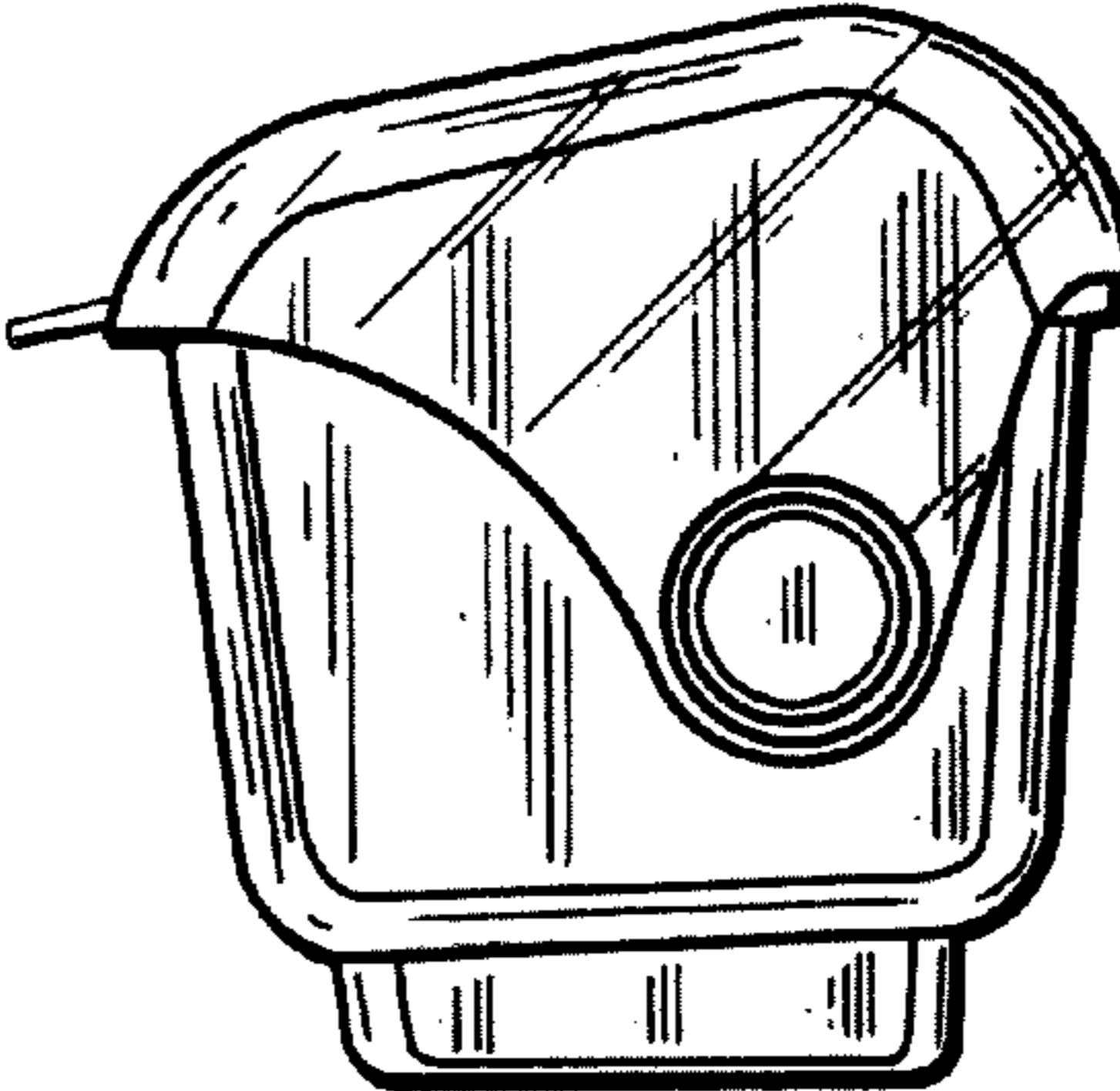


Fig. 6