



US00D705604S

(12) **United States Design Patent**  
**Ng**

(10) **Patent No.:** **US D705,604 S**  
(45) **Date of Patent:** **\*\* May 27, 2014**

(54) **TRI-STACK HOLLOW HANDLE PLASTIC SPOON**

(71) Applicant: **Prestige Plastic Products Ltd.,**  
Shenzhen (CN)

(72) Inventor: **Tat Po Ng, Shenzhen (CN)**

(73) Assignee: **Prestige Plastic Products Ltd.,**  
Shenzhen (CN)

(\*\*) Term: **14 Years**

(21) Appl. No.: **29/461,316**

(22) Filed: **Jul. 22, 2013**

(51) **LOC (10) Cl.** ..... **07-03**

(52) **U.S. Cl.**  
USPC ..... **D7/401.2; D7/642; D7/653**

(58) **Field of Classification Search**  
USPC ..... **D7/368, 393-395, 401.2, 567, 637,**  
**D7/642-646, 649-655, 660-664, 669,**  
**D7/675-677, 683, 688-692, 695-696;**  
**D8/107; 30/120.1, 125, 137, 141-143,**  
**30/147-150, 322-327, 329, 340,**  
**30/342-344; 416/70 R, 75**  
See application file for complete search history.

(56) **References Cited**

**U.S. PATENT DOCUMENTS**

D67,459 S \* 6/1925 Gordon ..... D7/653  
D145,144 S \* 7/1946 Price ..... D7/653

D154,004 S \* 5/1949 Wagner ..... D7/653  
2,853,779 A \* 9/1958 Lordo ..... 30/324  
D201,301 S \* 6/1965 Erenhouse ..... D7/653  
D275,066 S \* 8/1984 Laslo ..... D7/653  
D334,118 S \* 3/1993 Gebhardt ..... D7/662  
D485,734 S \* 1/2004 Junko ..... D7/653  
D489,942 S \* 5/2004 Shane-Schuldt ..... D7/653  
D549,055 S \* 8/2007 Shane-Schuldt ..... D7/653  
D569,197 S \* 5/2008 Richmond ..... D7/653  
D572,091 S \* 7/2008 Holcomb ..... D7/653  
D578,357 S \* 10/2008 Shane-Schuldt ..... D7/653

\* cited by examiner

*Primary Examiner* — Ricky Pham

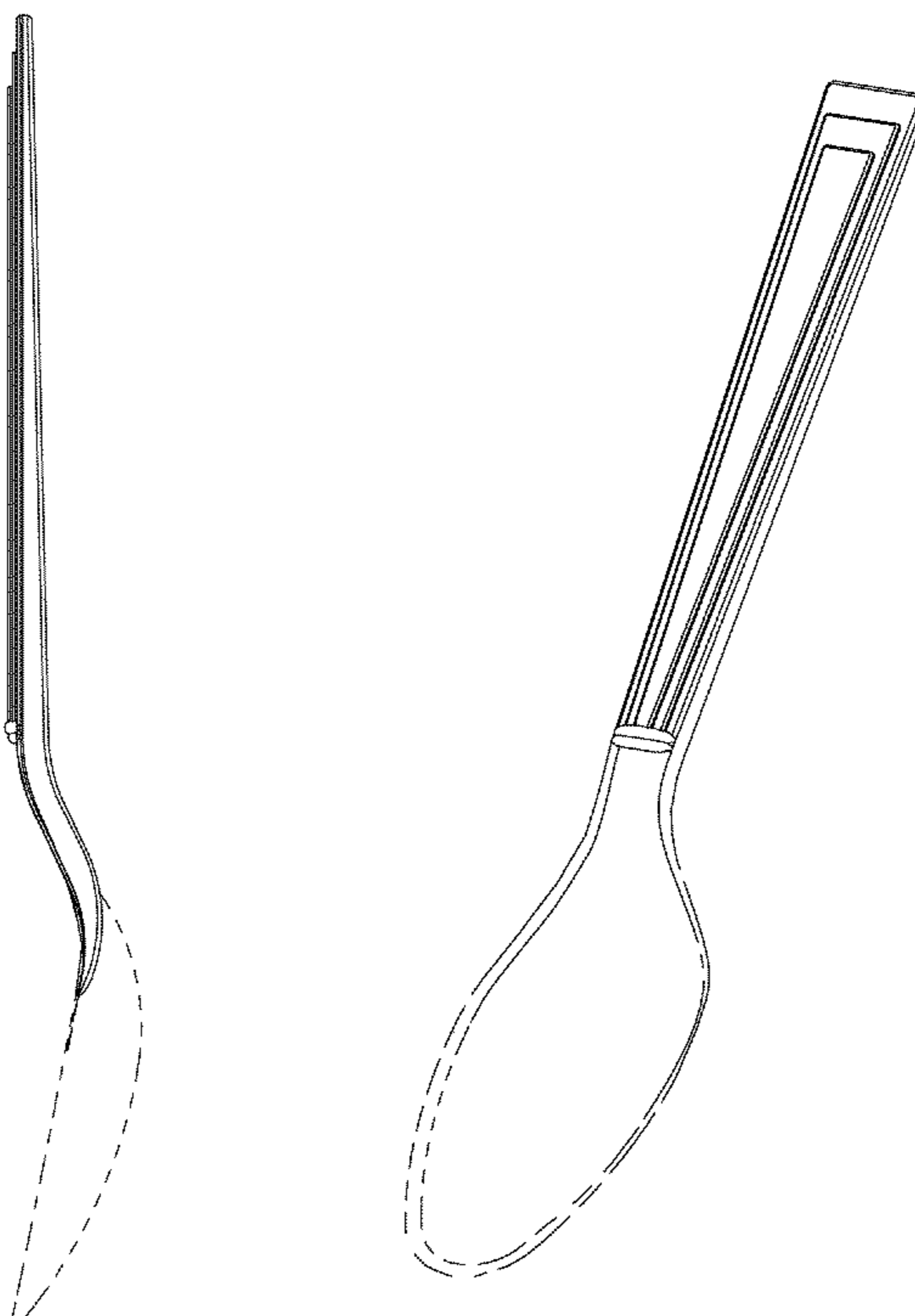
(57) **CLAIM**

The ornamental design for a tri-stack hollow handle plastic spoon, as shown and described.

**DESCRIPTION**

FIG. 1 is a front elevational view of a spoon showing my new design;  
FIG. 2 is a rear elevational view thereof;  
FIG. 3 is a left side elevational view thereof;  
FIG. 4 is a right side elevational view thereof;  
FIG. 5 is a top plan view thereof;  
FIG. 6 is a bottom plan view thereof;  
FIG. 7 is a perspective view thereof; and,  
FIG. 8 is another perspective view thereof.  
The broken lines shown in the drawings are for illustrative purposes only and form no part of the claimed design.

**1 Claim, 8 Drawing Sheets**






FIG. 1




FIG. 2

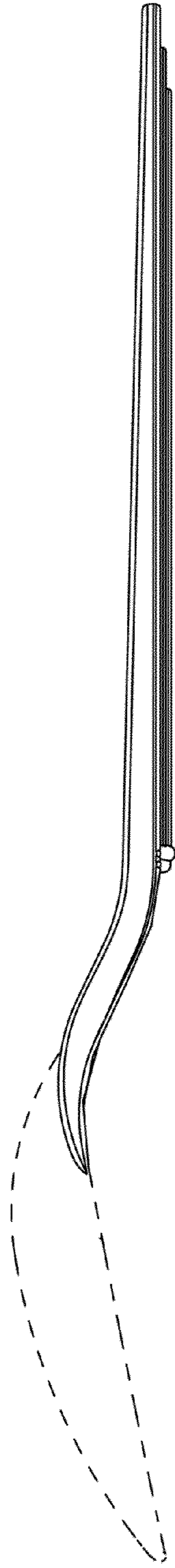


FIG. 3

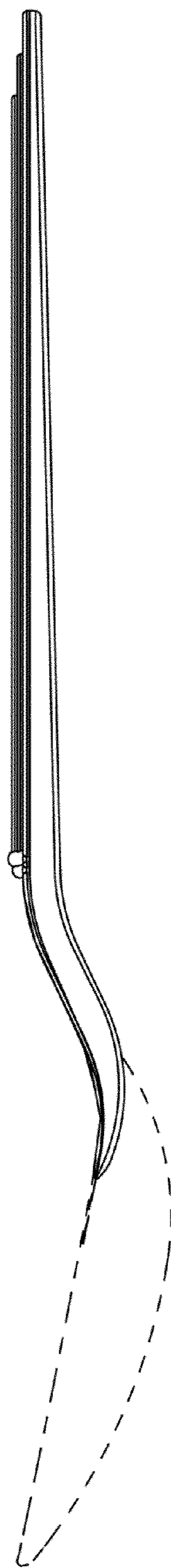


FIG. 4

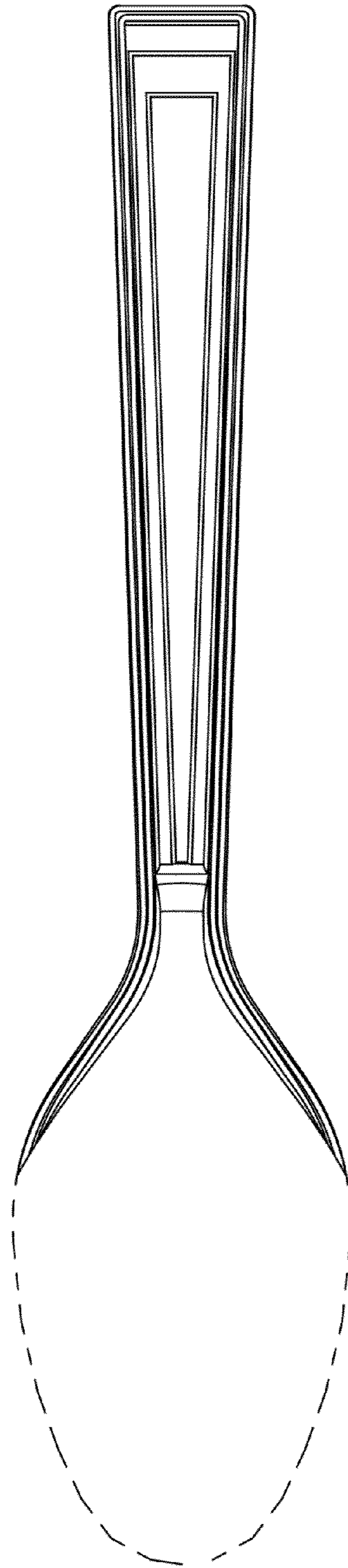


FIG. 5

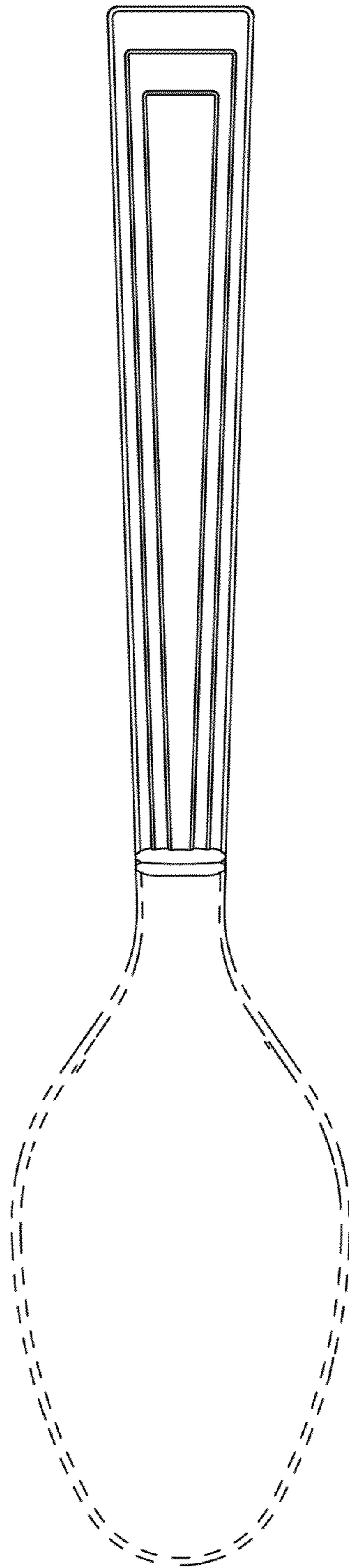


FIG. 6

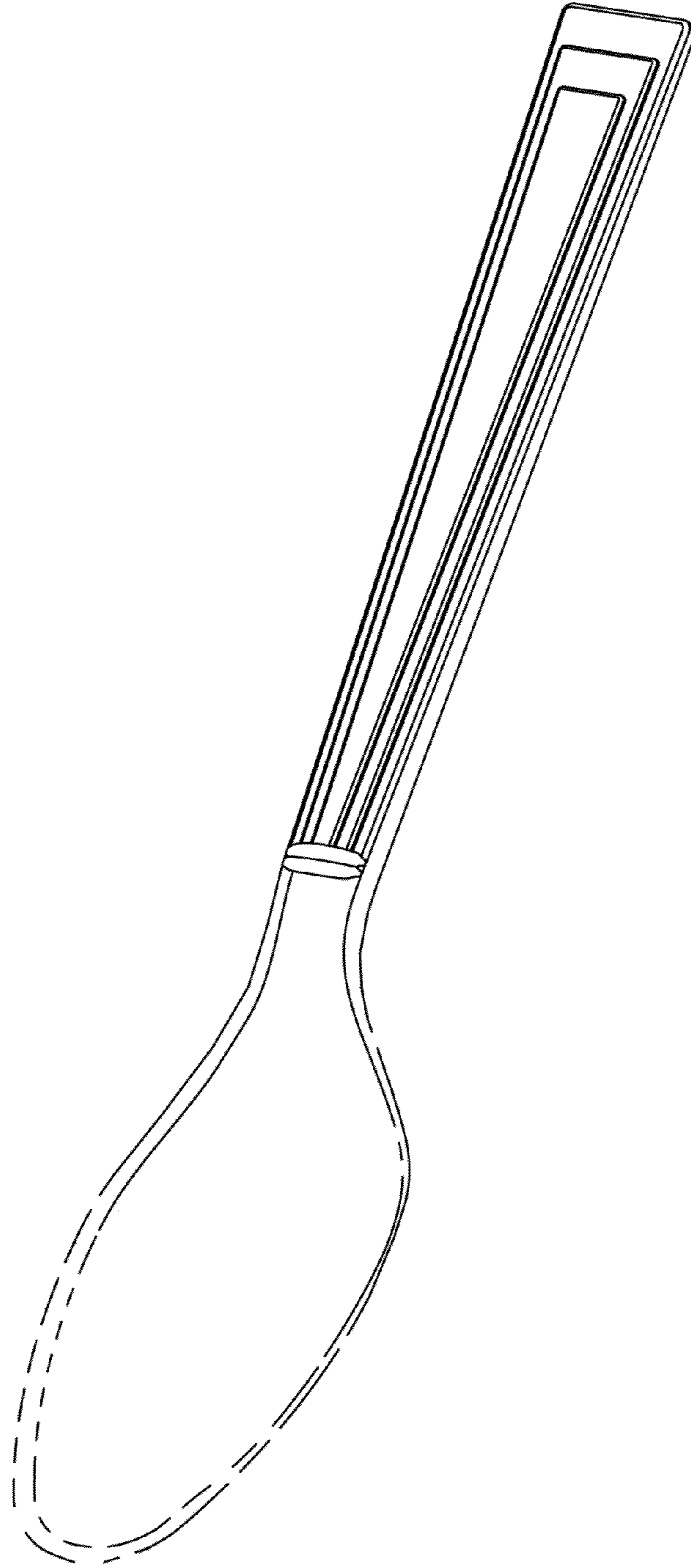


FIG. 7



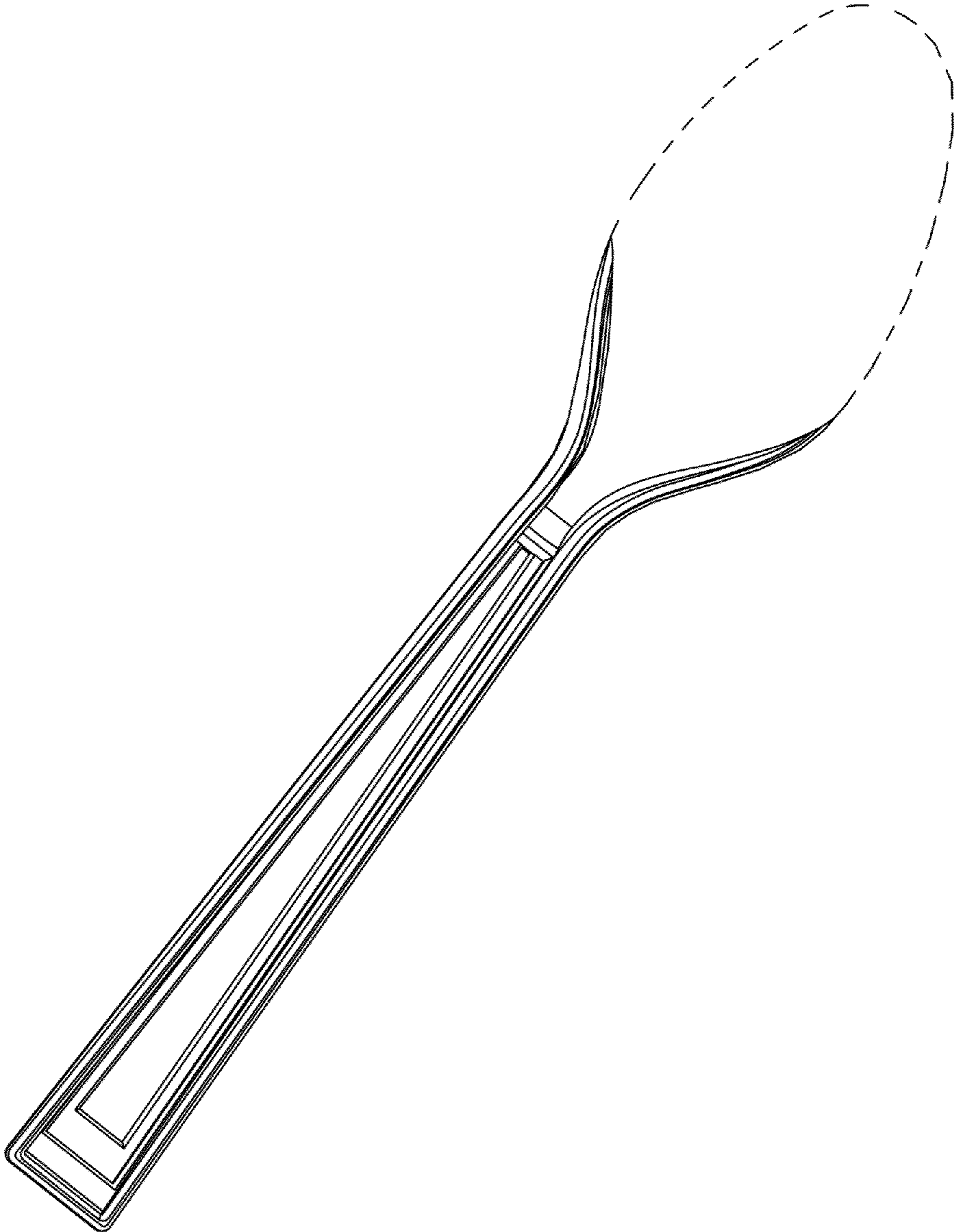


FIG. 8