



US00D705596S

(12) **United States Design Patent**
Rae et al.

(10) **Patent No.:** **US D705,596 S**

(45) **Date of Patent:** **** May 27, 2014**

(54) **SIDE HANDLE FOR COOKWARE**

(56) **References Cited**

(71) Applicant: **Meyer Intellectual Properties Ltd.,**
Kowloon (HK)
(72) Inventors: **Robert A. Rae,** Las Vegas, NV (US);
Philip D. Barberi, San Ramon, CA (US)
(73) Assignee: **Meyer Intellectual Properties Limited**
(VG)

U.S. PATENT DOCUMENTS

| | | | |
|--------------|---------|--------------------|--------|
| D438,426 S * | 3/2001 | Yu et al. | D7/394 |
| D477,180 S * | 7/2003 | Burton et al. | D7/394 |
| D578,346 S * | 10/2008 | Rae | D7/394 |
| D587,519 S * | 3/2009 | Cheng et al. | D7/360 |
| D588,401 S * | 3/2009 | Rae | D7/394 |
| D598,703 S * | 8/2009 | Tetreault | D7/394 |
| D619,413 S * | 7/2010 | Rae | D7/394 |
| D642,427 S * | 8/2011 | Rae | D7/394 |
| D644,482 S * | 9/2011 | Groll | D7/394 |

(**) Term: **14 Years**

* cited by examiner

(21) Appl. No.: **29/464,309**

Primary Examiner — Cynthia M Chin

(22) Filed: **Aug. 15, 2013**

(74) *Attorney, Agent, or Firm* — Edward S. Shermau

(51) **LOC (10) Cl.** **07-02**

(57) **CLAIM**

The ornamental design for a side handle for cookware, as shown and described.

(52) **U.S. Cl.**

DESCRIPTION

USPC **D7/394**

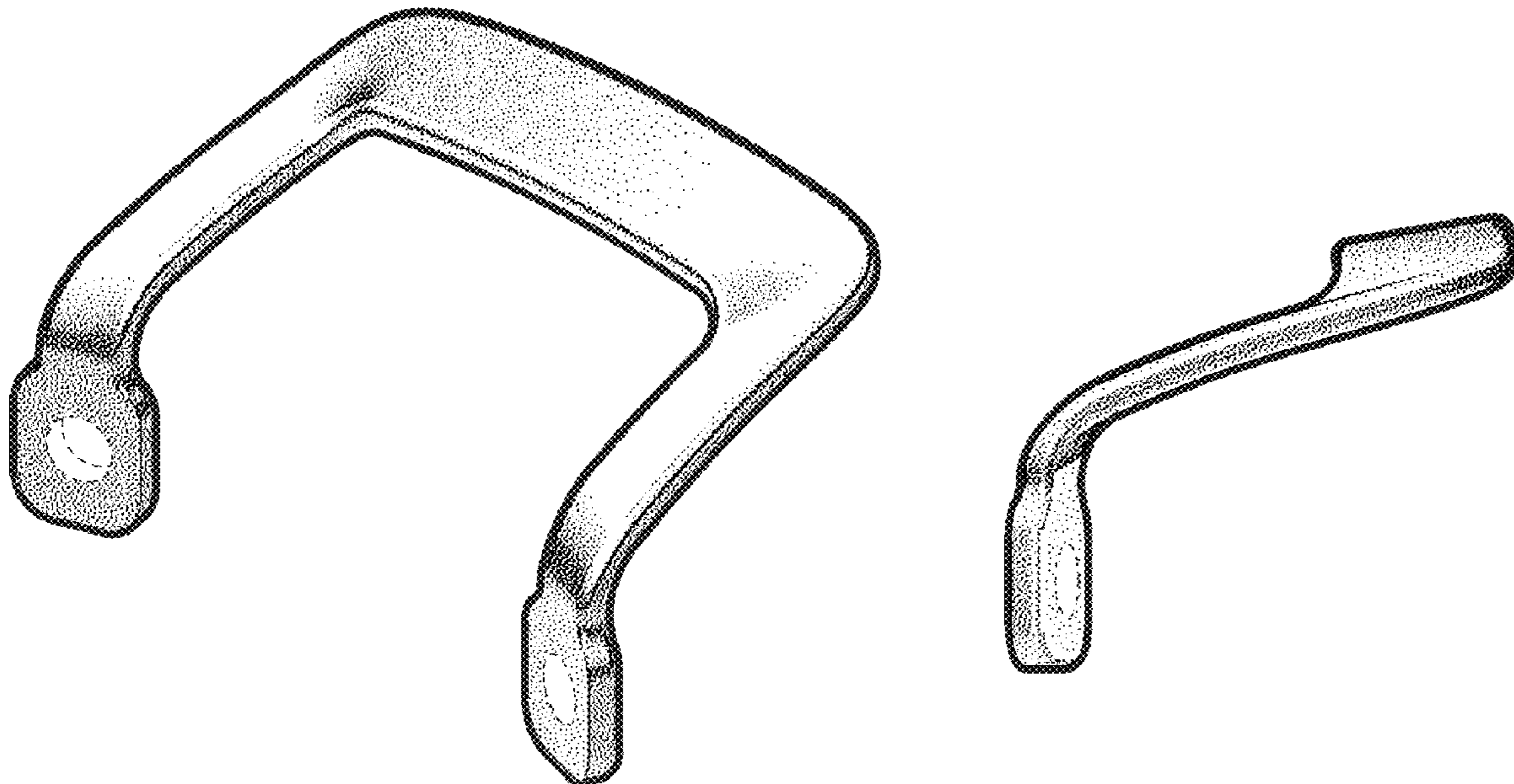
(58) **Field of Classification Search**

USPC D7/354–361, 391, 393–395, 396.2, 514,
D7/664; D8/107, 300, 301, 306, 315, 316,
D8/317, 319, 320, 321; 16/430, 431,
16/110.1, 114.1, 407, 416, 429, 443, 441;
220/377, 573.1–573.5, 752, 753, 755,
220/756, 760, 772, 773, 912; D3/318;
138/121, 145, 173

FIG. 1 is a perspective view of the side handle for cookware showing my new design;
FIG. 2 is a right side elevation view thereof; the left side elevation view being the mirror image thereof,
FIG. 3 is a top plan view thereof;
FIG. 4 is a bottom plan view thereof;
FIG. 5 is a front elevation view thereof; and,
FIG. 6 is a rear elevation view thereof.
The broken lines in FIGS. 1, 2, 5 and 6 are for illustrative purposes only, depicting the environment of the new design, forming no part thereof as claimed.

See application file for complete search history.

1 Claim, 3 Drawing Sheets



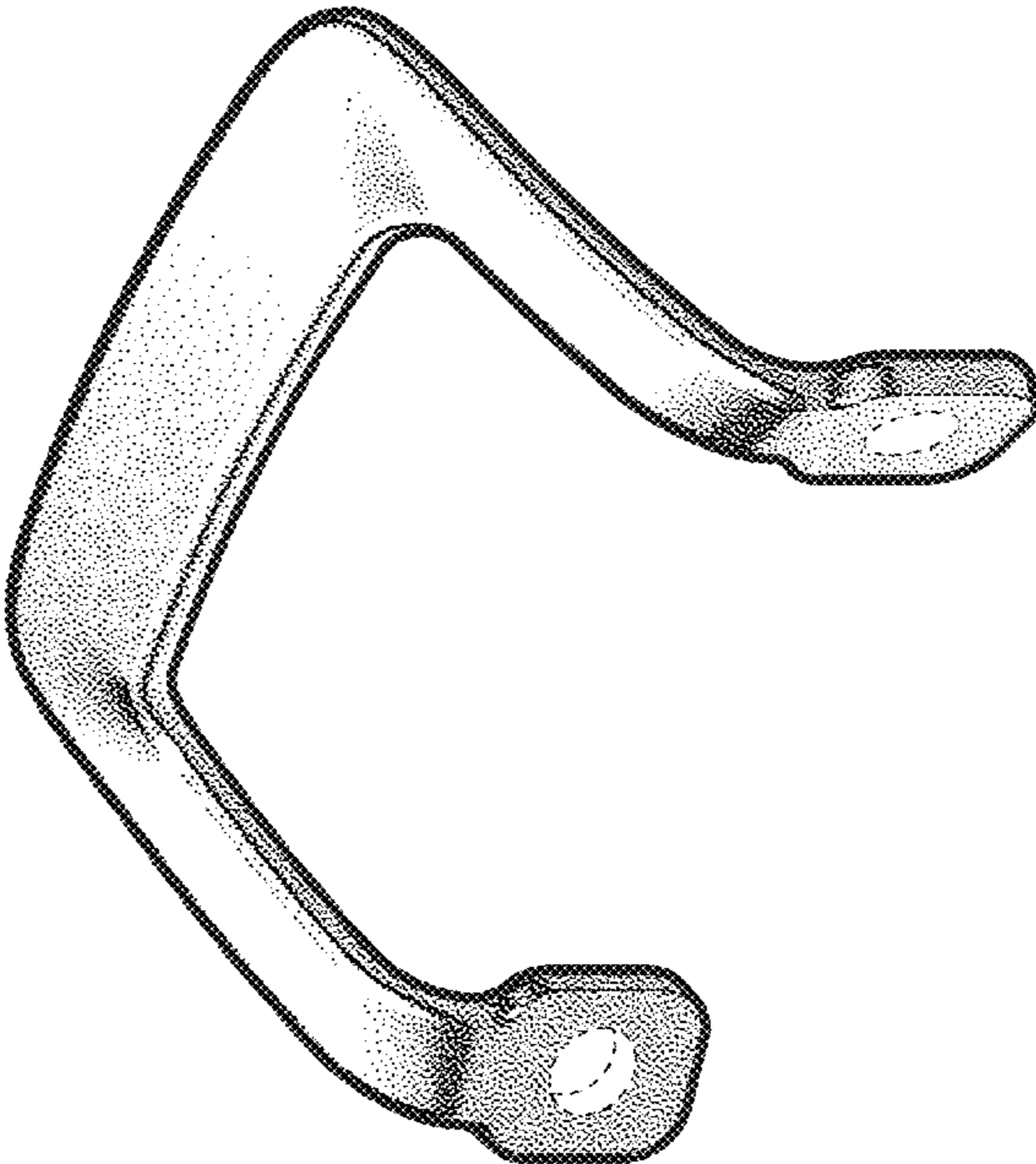


FIG. 1

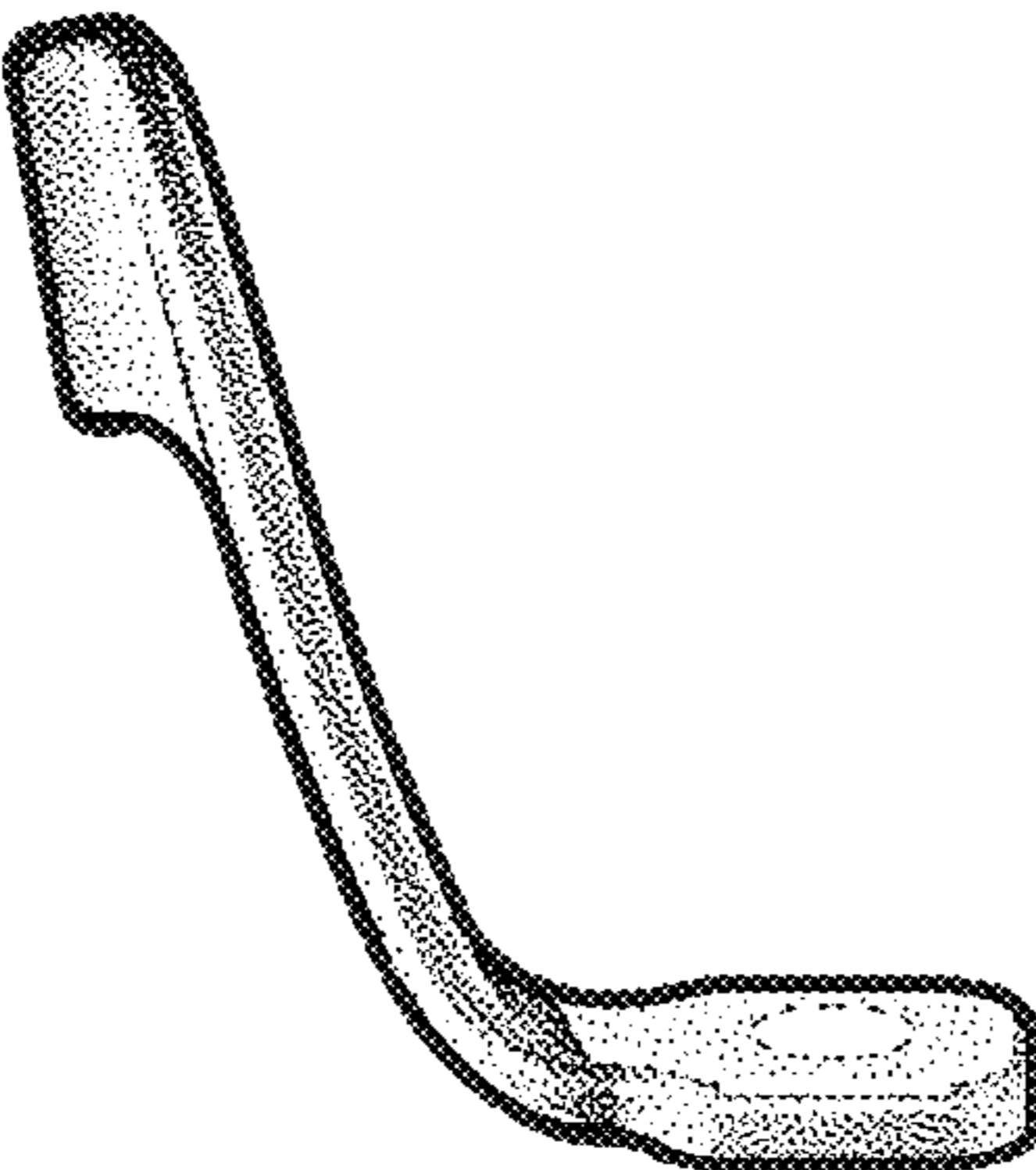


FIG. 2

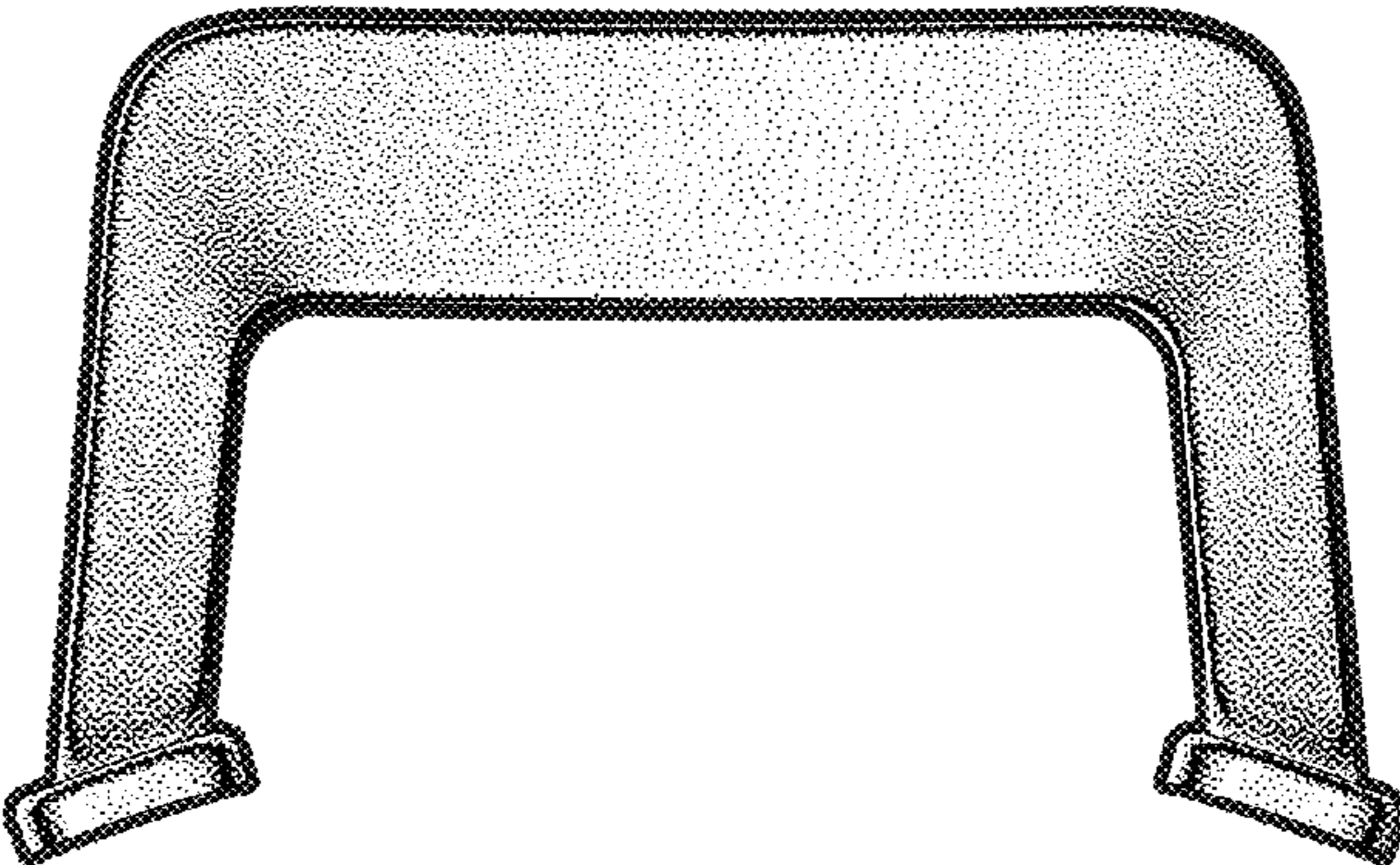


FIG.4

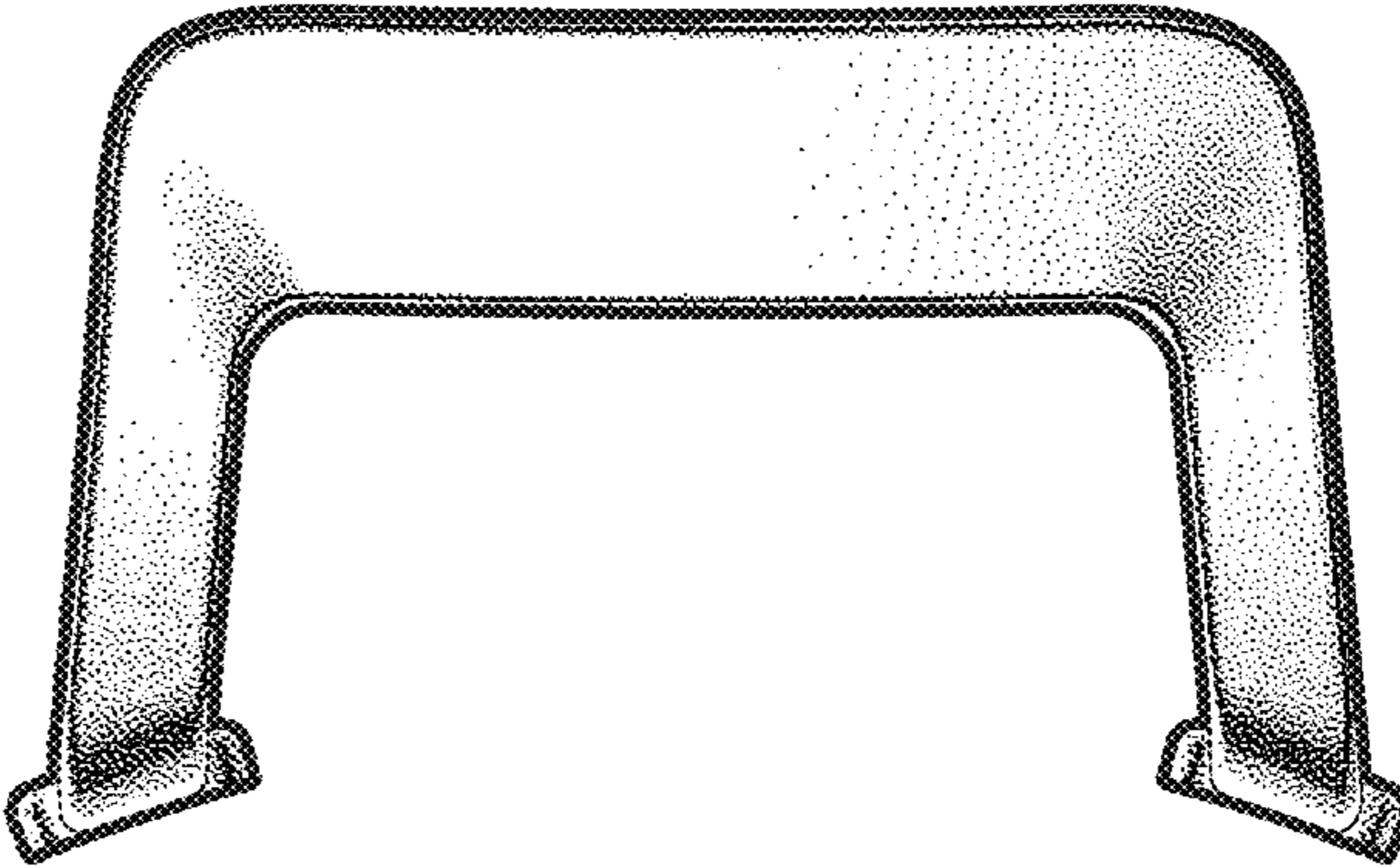


FIG.3




FIG. 5

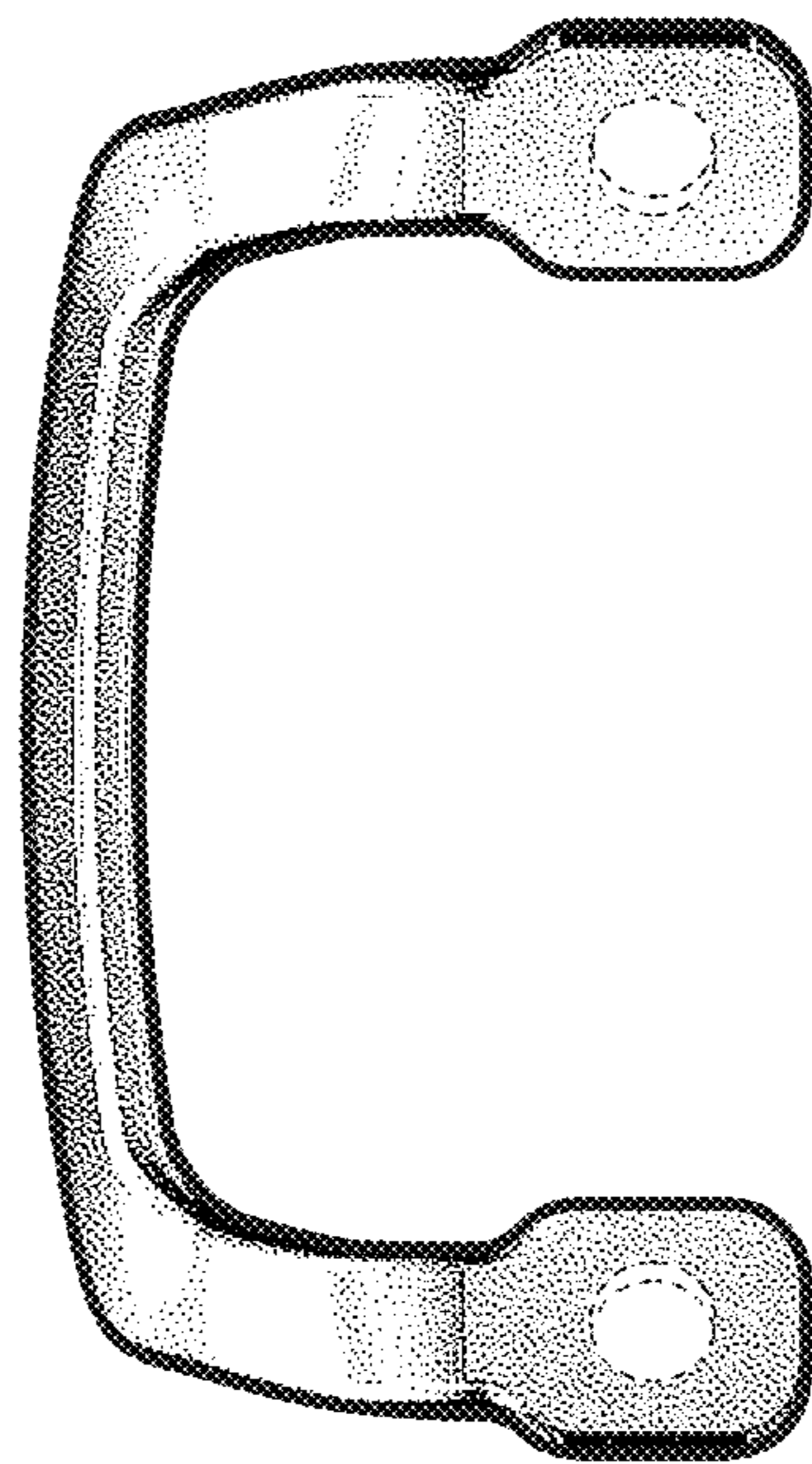


FIG. 6