



US00D705595S

(12) **United States Design Patent**
Rae

(10) **Patent No.:** **US D705,595 S**
(45) **Date of Patent:** **** May 27, 2014**

- (54) **COOKWARE LID HANDLE**
- (71) Applicant: **Meyer Intellectual Properties Ltd.,**
Kowloon (CN)
- (72) Inventor: **Robert A. Rae,** Las Vegas, NV (US)
- (73) Assignee: **Meyer Intellectual Properties Limited**
(VG)
- (**) Term: **14 Years**
- (21) Appl. No.: **29/460,232**
- (22) Filed: **Jul. 9, 2013**
- (51) **LOC (10) Cl.** **07-02**
- (52) **U.S. Cl.**
USPC **D7/394**
- (58) **Field of Classification Search**
USPC D7/354-361, 391, 393-395, 396.2, 514,
D7/664; D8/107, 300, 301, 306, 315, 316,
D8/317, 319, 320, 321; 16/430, 431,
16/110.1, 114.1, 407, 416, 429, 443, 441;
220/377, 573.1-573.5, 752, 753, 755,
220/756, 760, 772, 773, 912; D3/318;
138/121, 145, 173
See application file for complete search history.

D588,403 S *	3/2009	Tetreault	D7/394
D611,297 S *	3/2010	Tetreault	D7/394
D614,911 S *	5/2010	Pantaleo	D7/394
D614,912 S *	5/2010	Pantaleo	D7/394
D642,428 S *	8/2011	Rae	D7/394
D664,389 S *	7/2012	Rae	D7/394

* cited by examiner

Primary Examiner — Cynthia M Chin
(74) *Attorney, Agent, or Firm* — Edward S. Sherman

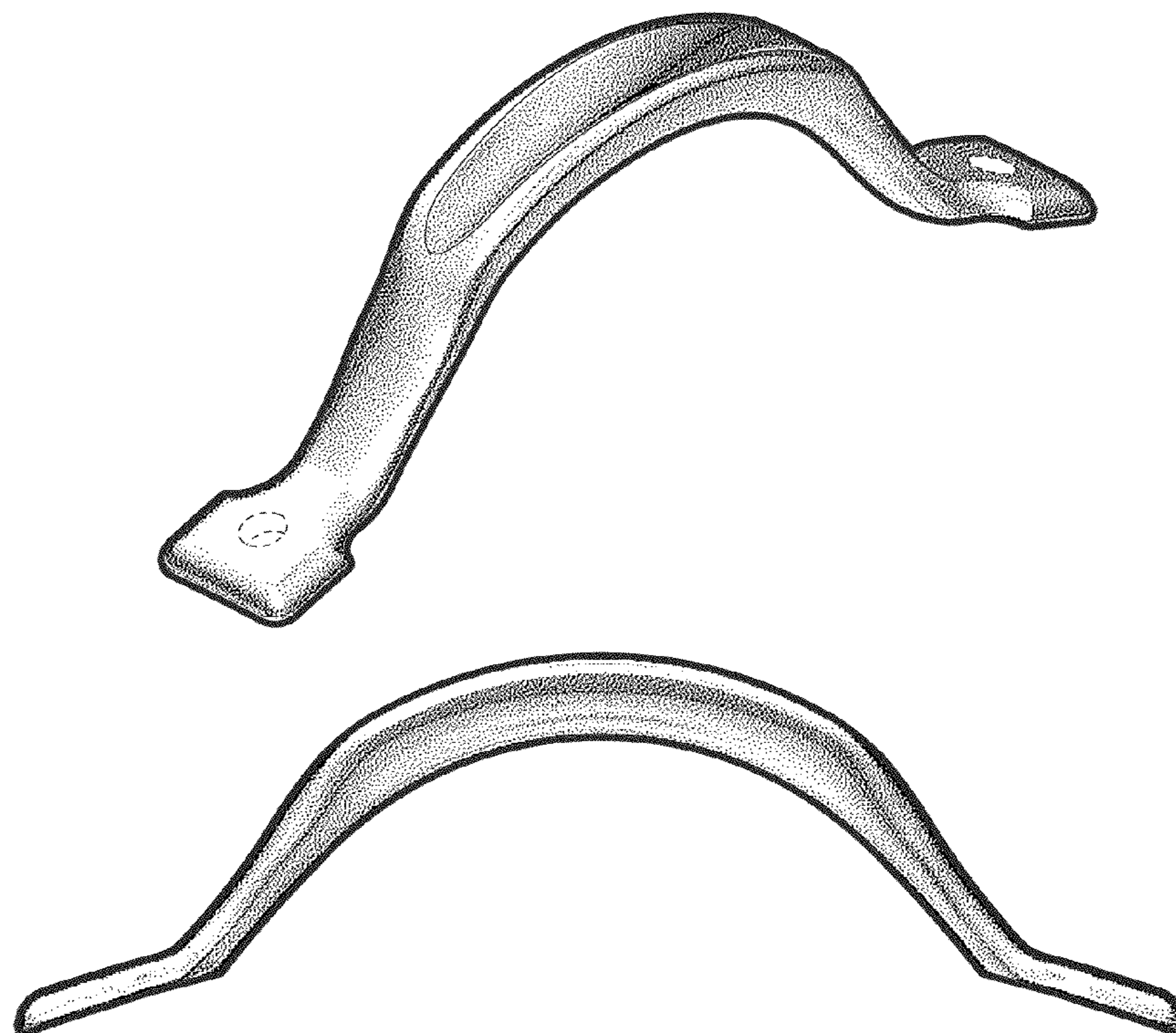
(57) **CLAIM**
The ornamental design for a cookware lid handle, as shown and described.

DESCRIPTION

FIG. 1 is a perspective view of the cookware lid handle showing my new design;
FIG. 2 is a right side elevation view thereof; the left side elevation view being the mirror image thereof,
FIG. 3 is a top plan view thereof;
FIG. 4 is a bottom plan view thereof; and,
FIG. 5 is a front elevation view thereof; the back side elevation view being the mirror image thereof.
The broken lines in FIGS. 1, 3, 4 and 5 are for illustrative purposes only, depicting the environment of the new design, forming no part thereof as claimed.
The stippling shown illustrates the three-dimensional contour of the design, and is not intended to indicate surface decoration or color.

- (56) **References Cited**
U.S. PATENT DOCUMENTS
D480,911 S * 10/2003 Logiudice et al. D7/394
D550,537 S * 9/2007 Ricereto D8/317

1 Claim, 3 Drawing Sheets



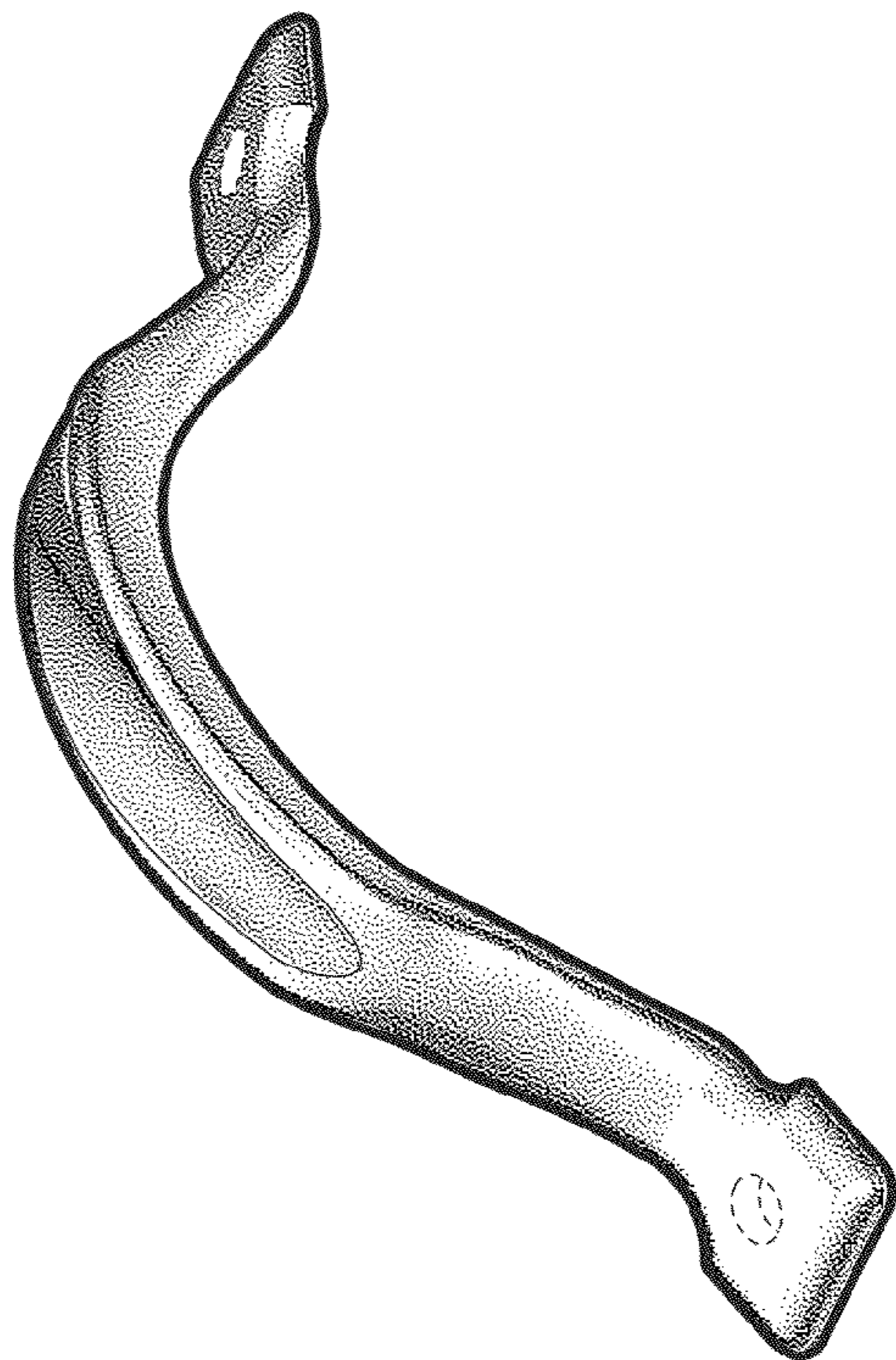


FIG.1

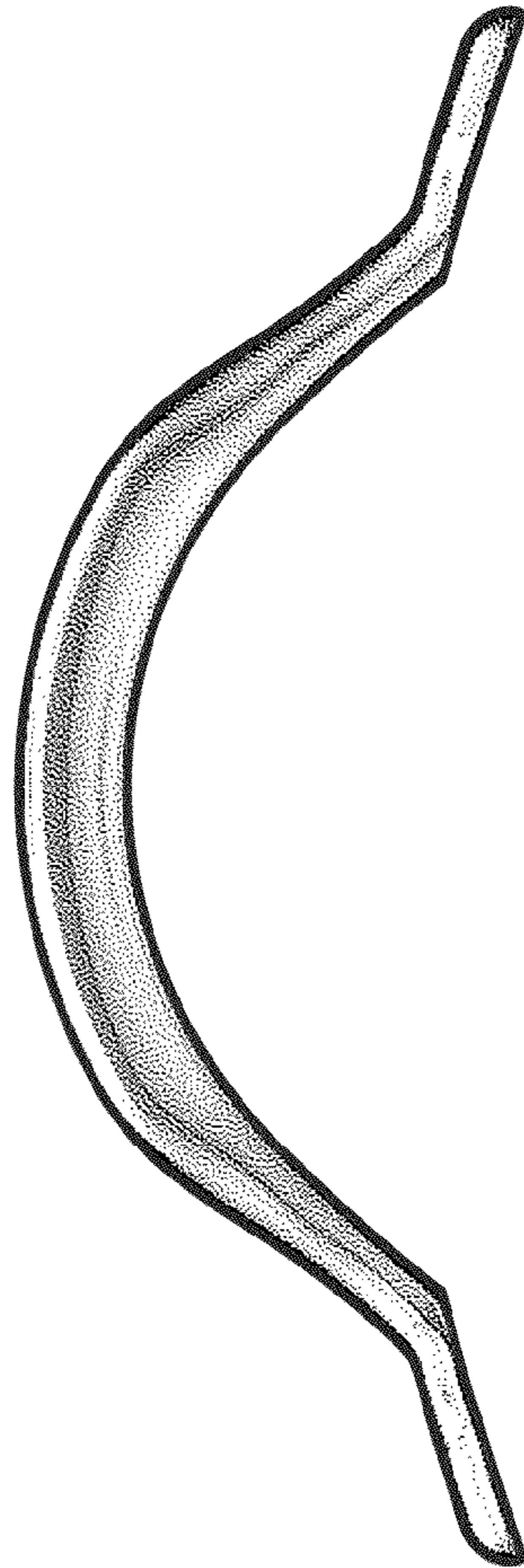


FIG.2

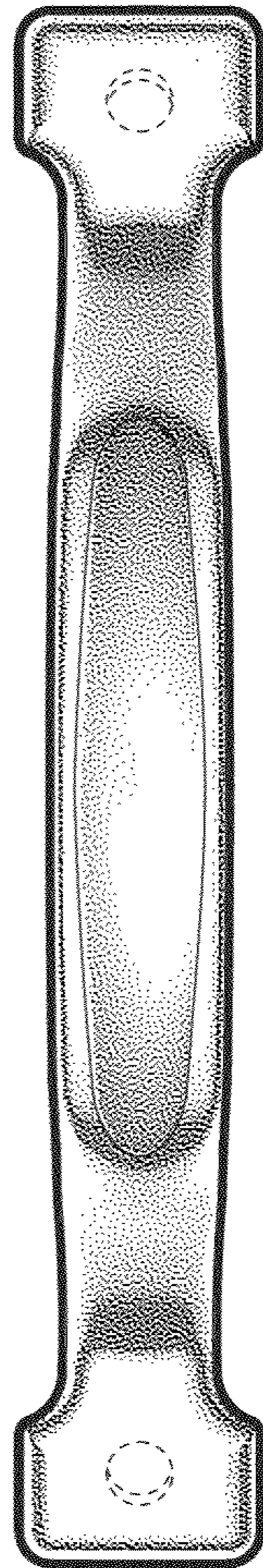


FIG.3

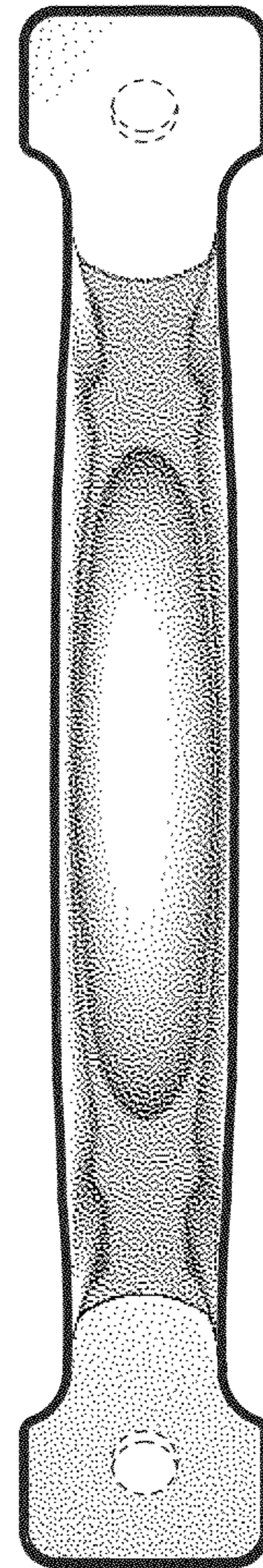


FIG.4

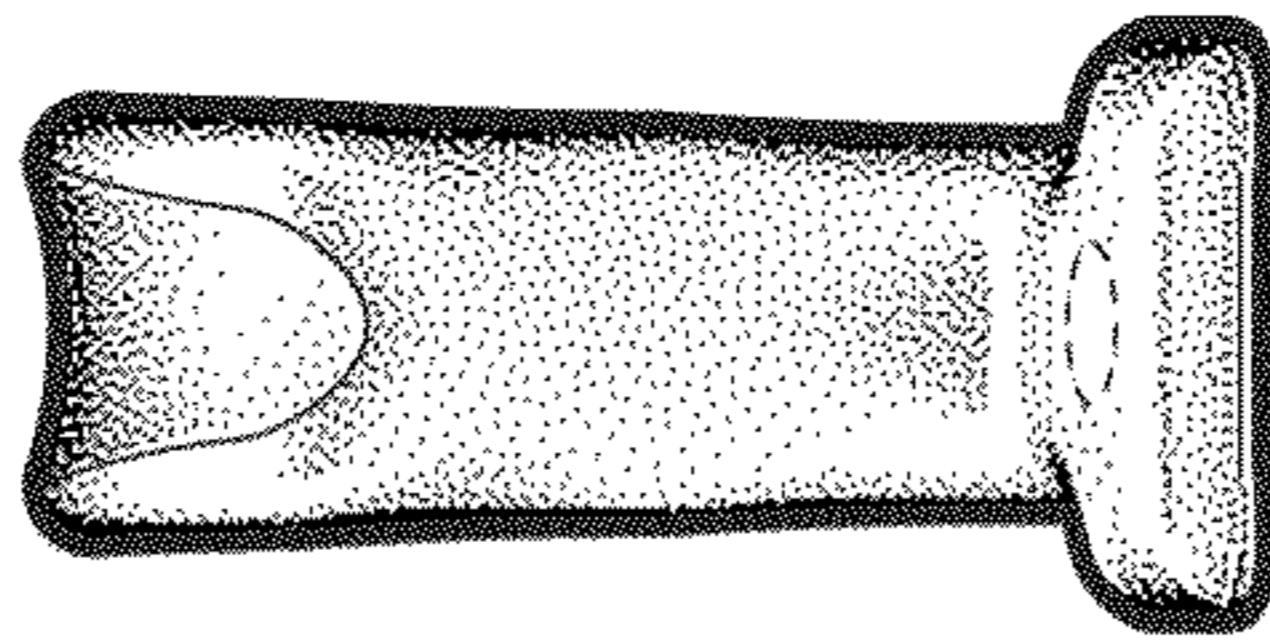


FIG.5