



US00D705571S

(12) **United States Design Patent**
Middendorp

(10) **Patent No.:** **US D705,571 S**

(45) **Date of Patent:** **** May 27, 2014**

(54) **WALLMOUNTED FOAM DISPENSER**

D552,394 S *	10/2007	Vanlane	D6/545
D612,649 S *	3/2010	Pattberg	D6/545
D623,880 S *	9/2010	White	D6/545
D639,591 S *	6/2011	Wallace	D6/545
D662,744 S *	7/2012	Memory et al.	D6/545

(71) Applicant: **Invention Works B.V.**, Barendrecht (NL)

(72) Inventor: **Oscar Middendorp**, Barendrecht (NL)

* cited by examiner

(73) Assignee: **Invention Works B.V.**, Barendrecht (NL)

Primary Examiner — Brian N Vinson

(74) *Attorney, Agent, or Firm* — The Webb Law Firm

(**) Term: **14 Years**

(21) Appl. No.: **29/454,153**

(22) Filed: **May 7, 2013**

(30) **Foreign Application Priority Data**

Nov. 8, 2012 (EM) 002133066

(51) **LOC (10) Cl.** **23-02**

(52) **U.S. Cl.**
USPC **D6/545**

(58) **Field of Classification Search**
USPC D6/515–523, 545; 206/225, 233, 389,
206/391; 211/13.1, 45; 242/570, 590;
221/26, 33, 282–283; 222/173, 180;
248/309.1, 309.2, 905

See application file for complete search history.

(56) **References Cited**

U.S. PATENT DOCUMENTS

D496,201 S * 9/2004 Chen D6/545

(57) **CLAIM**

The ornamental design for a wallmounted foam dispenser, as shown and described.

DESCRIPTION

FIG. 1 is a front view of a wallmounted foam dispenser showing my new design;

FIG. 2 is a top view thereof;

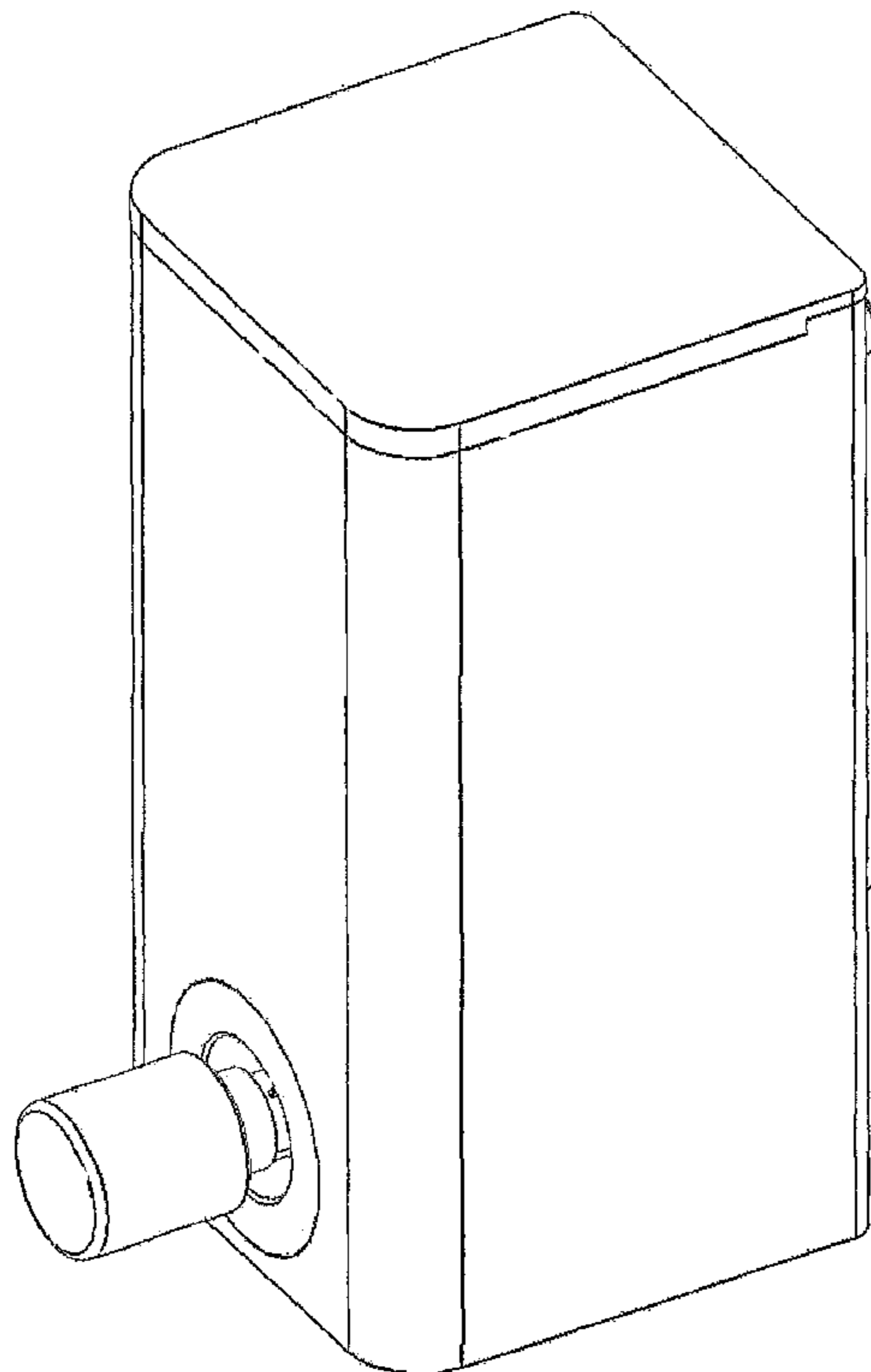
FIG. 3 is a right side view thereof; and,

FIG. 4 is an upper right front perspective view thereof.

The left side view is omitted as it is symmetric in appearance to the right side view of FIG. 3.

The bottom and rear views are omitted because they are plain and unornamental and form no part of the subject matter of the claimed design.

1 Claim, 4 Drawing Sheets



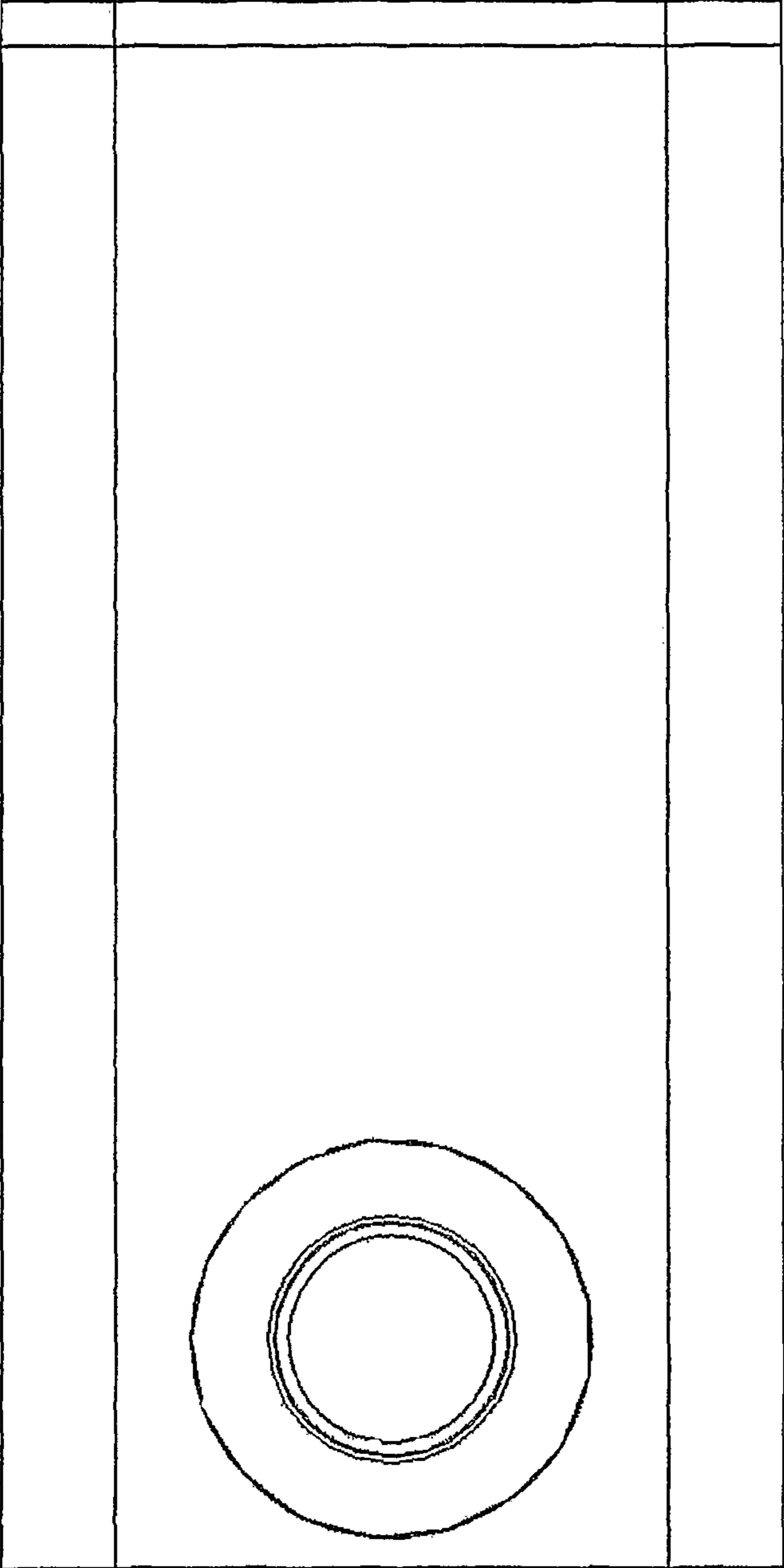


FIG. 1

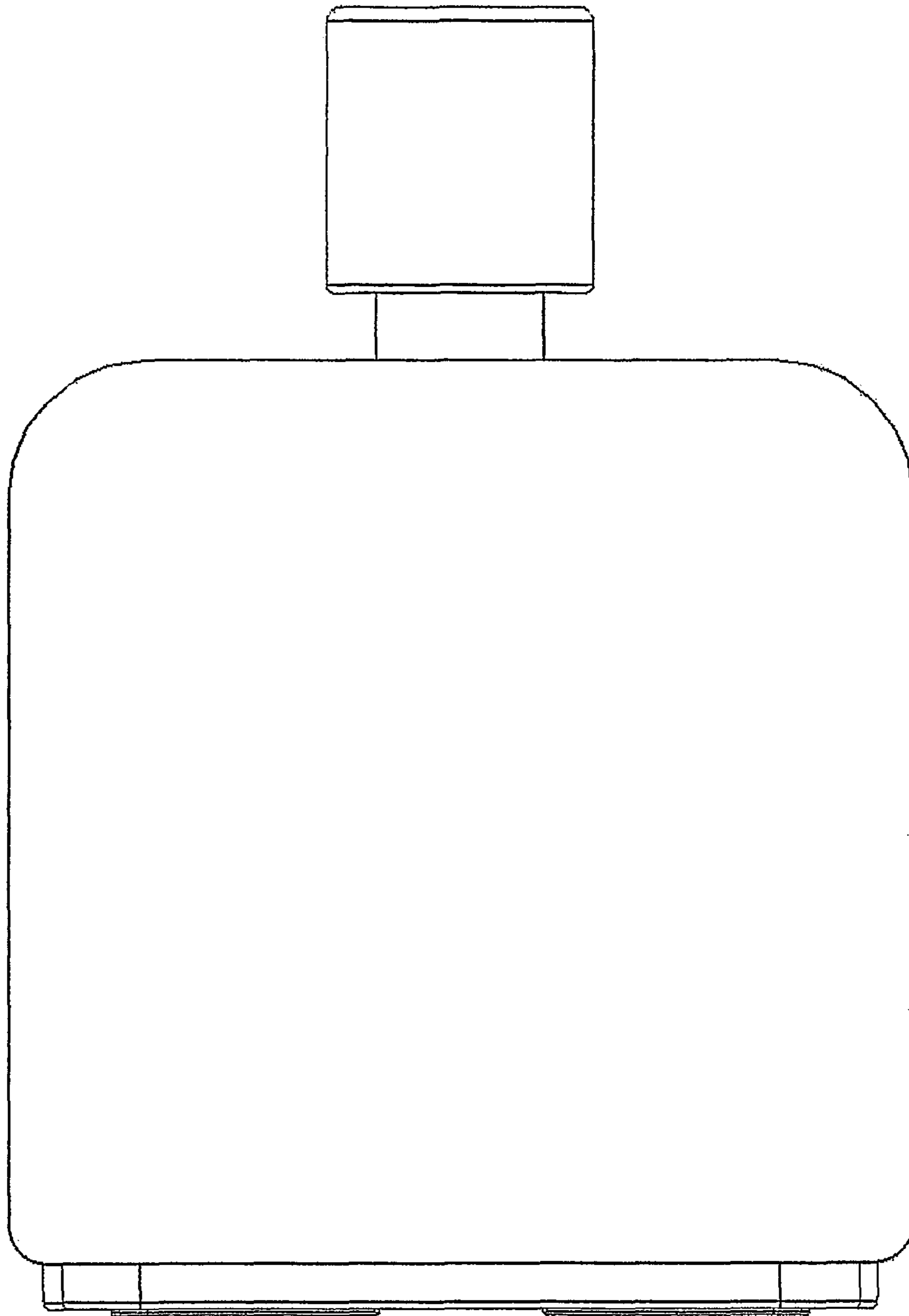


FIG. 2

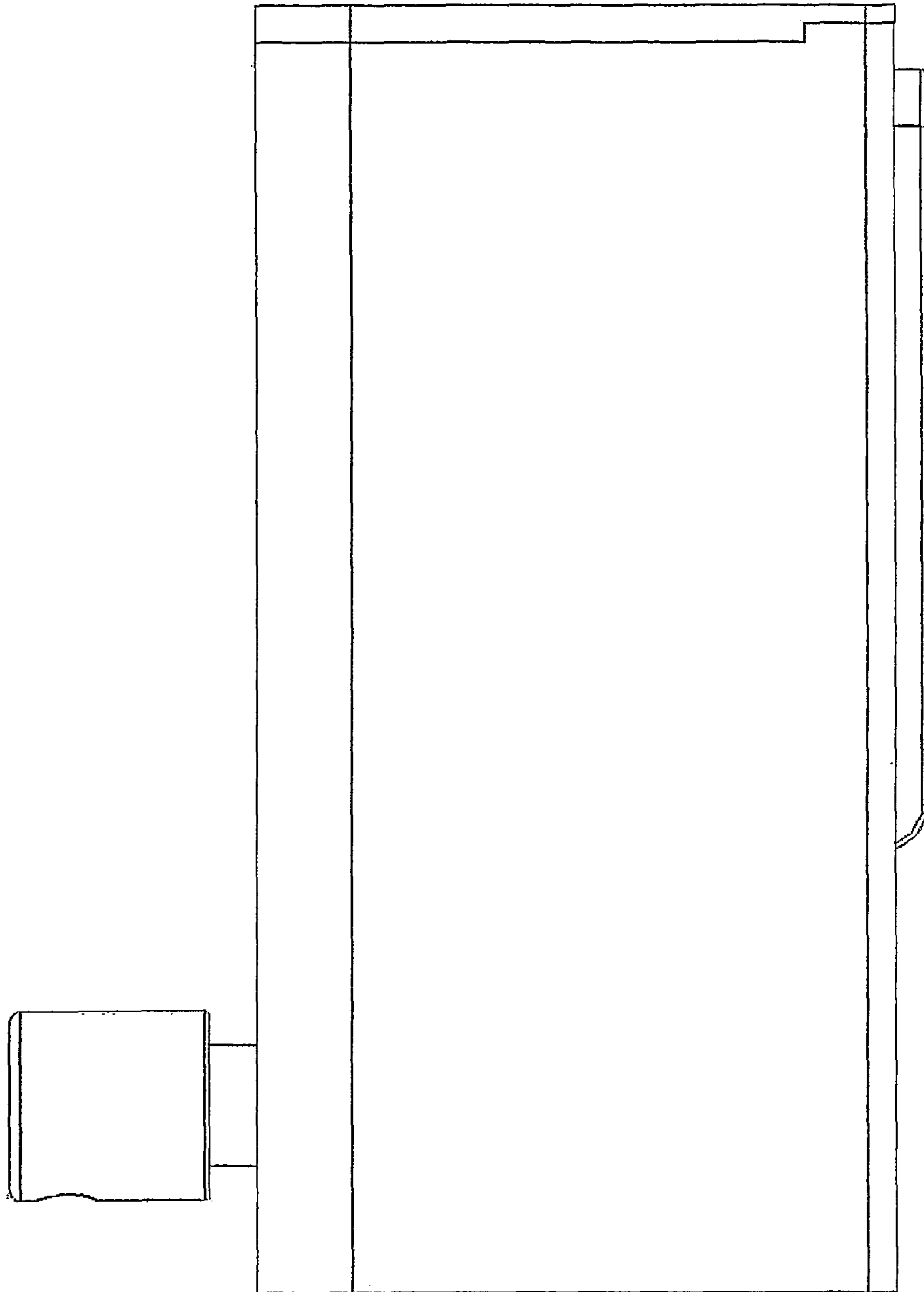


FIG. 3




FIG. 4