



US00D705568S

(12) **United States Design Patent**  
**Morand**

(10) **Patent No.:** **US D705,568 S**

(45) **Date of Patent:** **\*\* May 27, 2014**

(54) **FILM-DISPENSING CASSETTE FOR GARBAGE**

(71) Applicant: **International Refills Company Ltd., Barbados (BB)**

(72) Inventor: **Michel Morand, Montréal (CA)**

(73) Assignee: **International Refills Company Ltd. (BB)**

(\*\*) Term: **14 Years**

(21) Appl. No.: **29/469,286**

(22) Filed: **Oct. 9, 2013**

(51) **LOC (10) Cl.** ..... **20-02**

(52) **U.S. Cl.**  
USPC ..... **D6/515**

(58) **Field of Classification Search**  
USPC ..... D6/515, 518; D34/10; 206/390, 397,  
206/409, 303; 220/908, 909, 403, 404, 407;  
53/549, 567, 576; D7/354, 357, 677,  
D7/359

See application file for complete search history.

(56) **References Cited**

**U.S. PATENT DOCUMENTS**

D133,413	S	*	8/1942	Kleinberg	.....	D7/677
D190,713	S	*	6/1961	Bliss	.....	D7/677
3,252,683	A	*	5/1966	Uetzmann	.....	D7/677
3,452,368	A	*	7/1969	Couper	.....	53/567
3,536,192	A	*	10/1970	Couper	.....	206/303
4,712,701	A	*	12/1987	Durkan, Jr.	.....	220/908

4,721,226	A	*	1/1988	Yurko	.....	220/908
D391,725	S	*	3/1998	Triglia	.....	D34/10
5,813,200	A	*	9/1998	Jacoby et al.	.....	53/567
D427,825	S	*	7/2000	Mooney	.....	D6/515
6,974,029	B2	*	12/2005	Morand et al.	.....	206/303
D614,897	S	*	5/2010	Morand	.....	D6/515
D615,786	S	*	5/2010	Morand	.....	D6/515
D654,738	S	*	2/2012	Morand	.....	D6/515
D661,527	S	*	6/2012	Morand	.....	D6/515
D695,541	S	*	12/2013	Dunn et al.	.....	D6/515

\* cited by examiner

*Primary Examiner* — Brian N Vinson

(74) *Attorney, Agent, or Firm* — Cantor Colburn LLP

(57) **CLAIM**

I claim, the ornamental design for a film-dispensing cassette for garbage, as shown and described.

**DESCRIPTION**

FIG. 1 is a bottom perspective view of a film-dispensing cassette for garbage, showing my new design;

FIG. 2 is a side elevation view thereof, the opposite side, front, and rear elevation views being mirror images thereof;

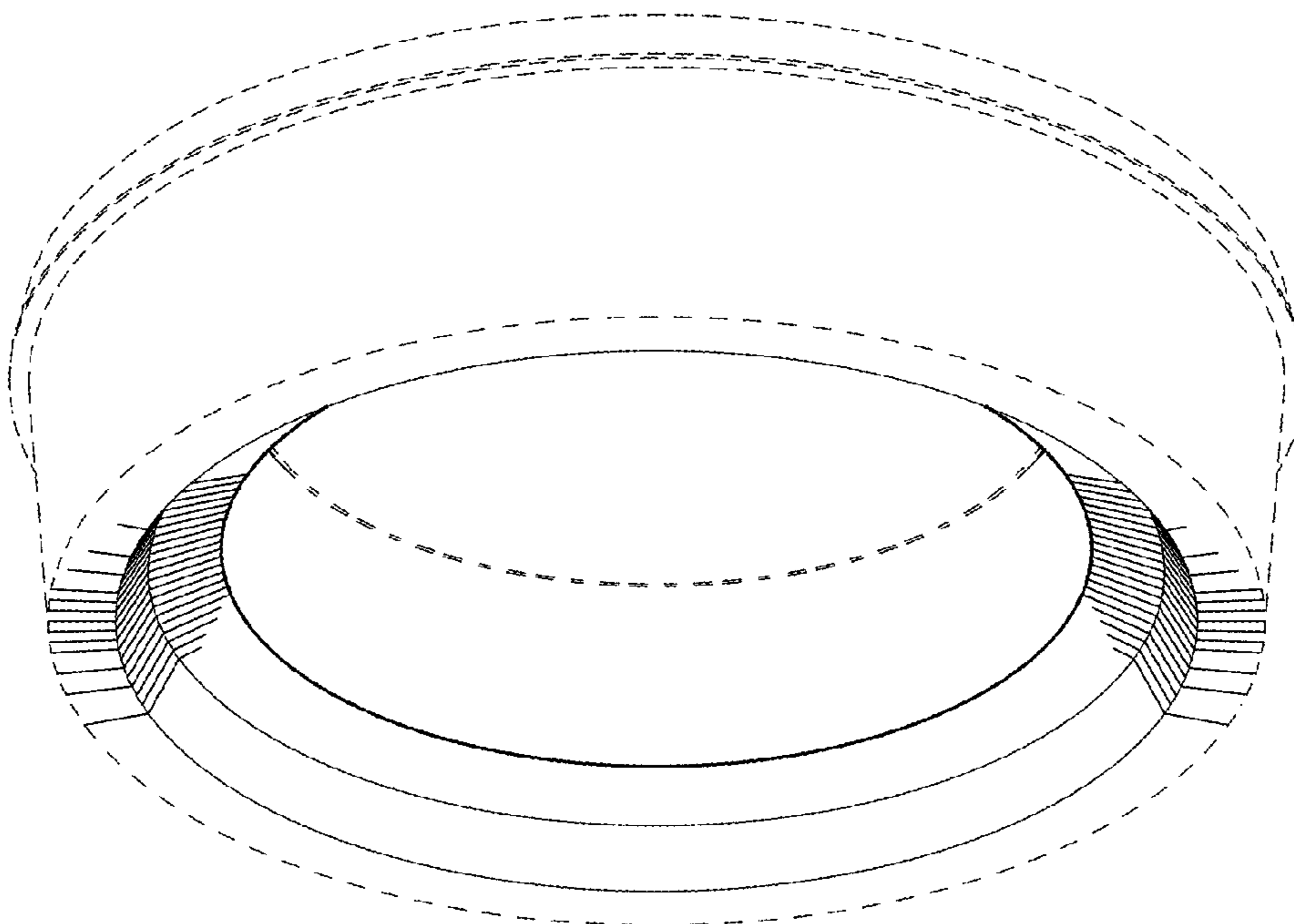
FIG. 3 is a cross-sectional view thereof taken along sectional line 3-3 of FIG. 2;

FIG. 4 is a bottom plan view of the film-dispensing cassette for garbage of FIG. 1; and,

FIG. 5 is a top plan view thereof.

The broken-line disclosure represents unclaimed portions of the cassette, and a broken-line abutting a claimed surface which is shown with surface shading is understood the represent an unclaimed boundary between claimed and unclaimed surfaces.

**1 Claim, 3 Drawing Sheets**



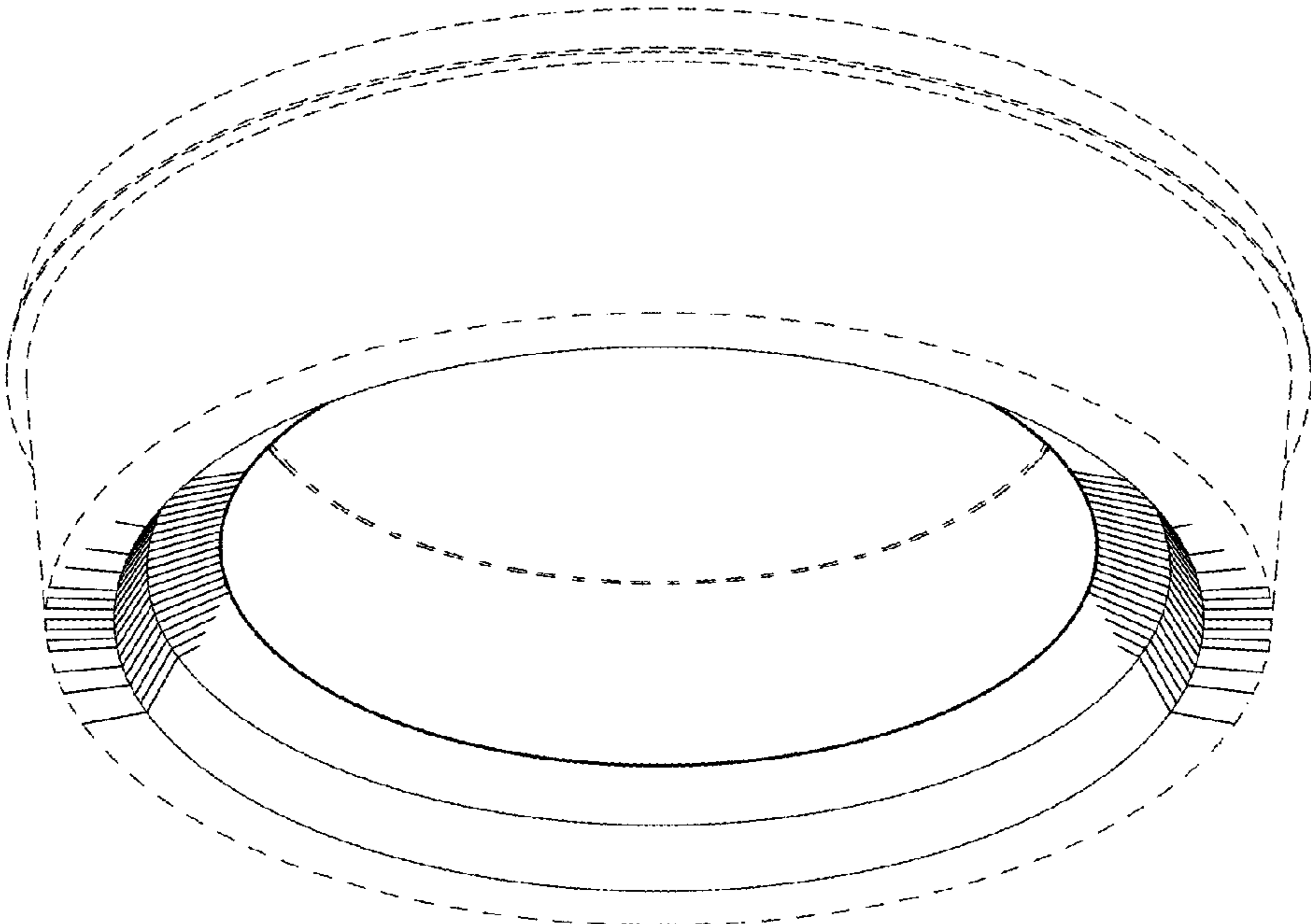


Fig. 1

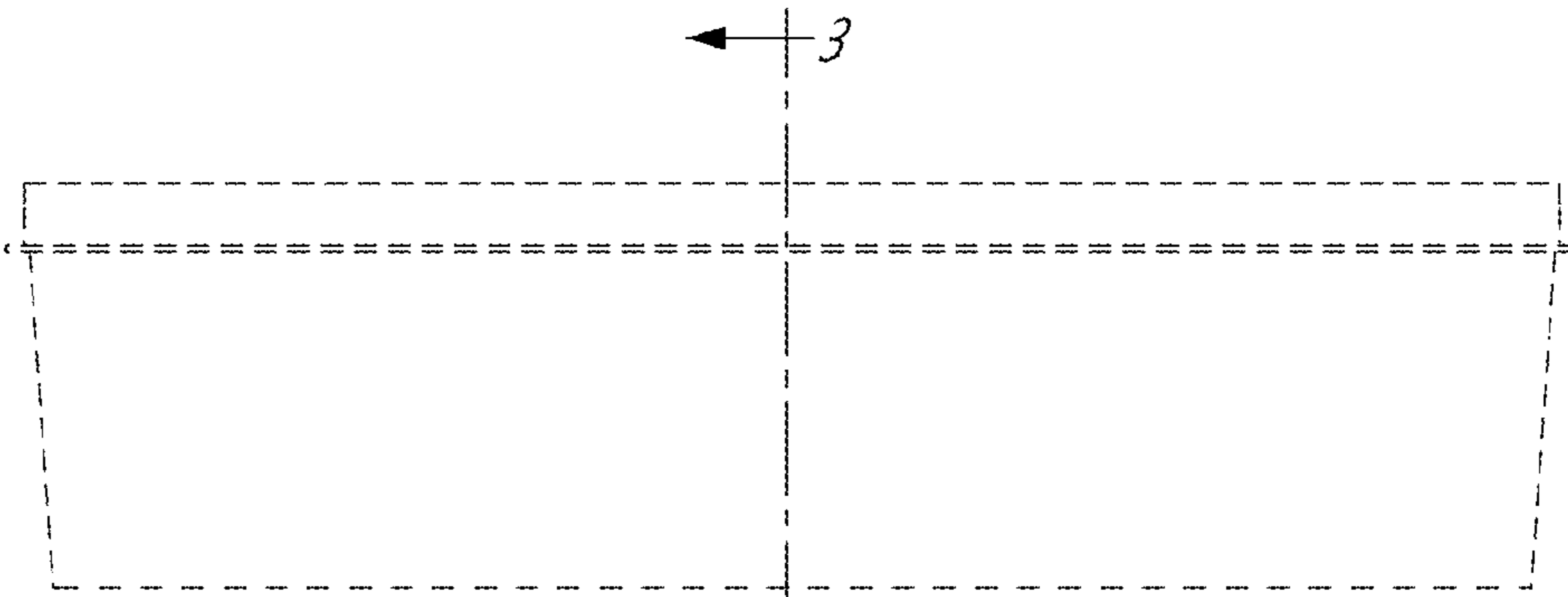


Fig. 2




Fig. 3

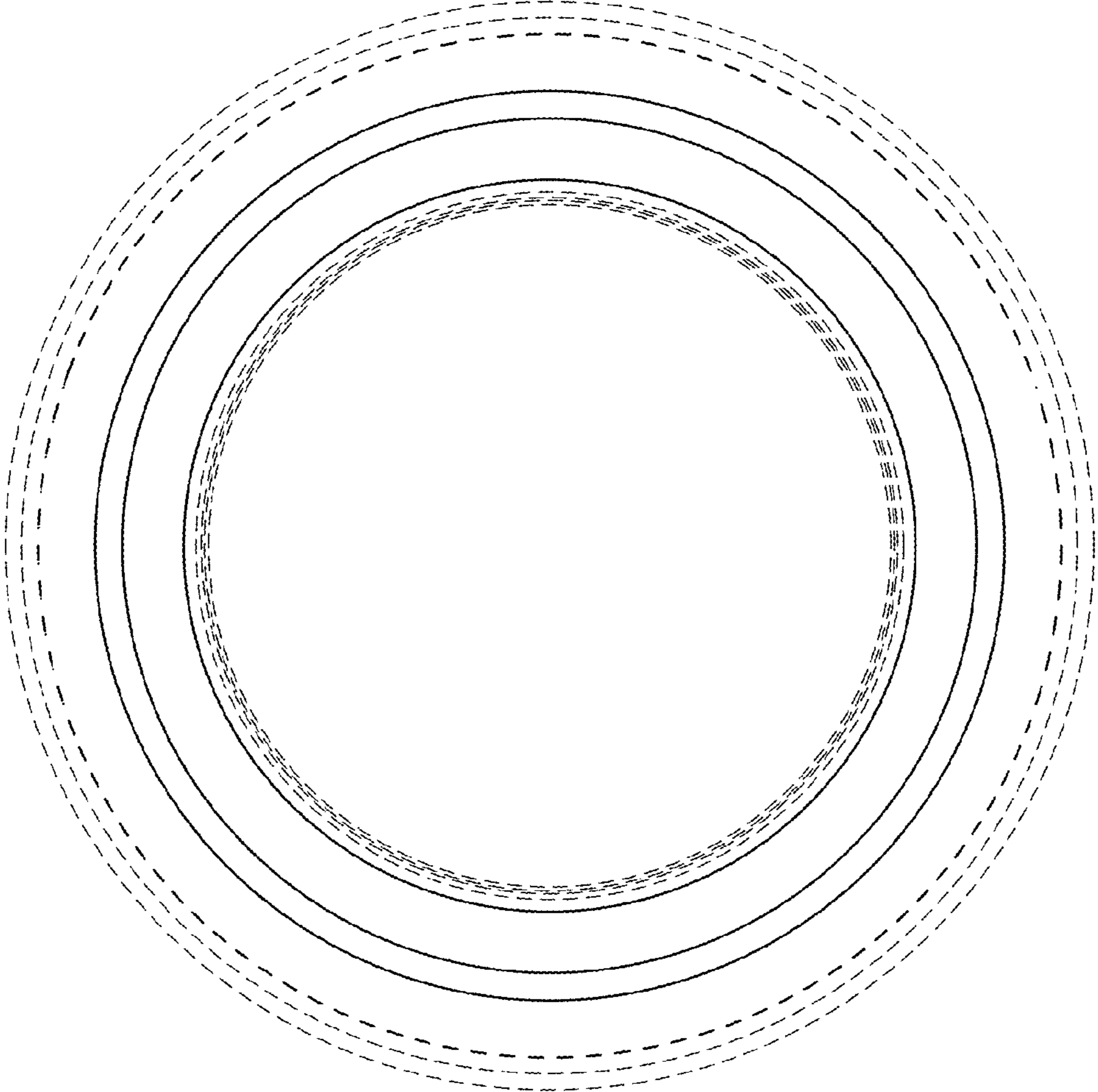


Fig.4

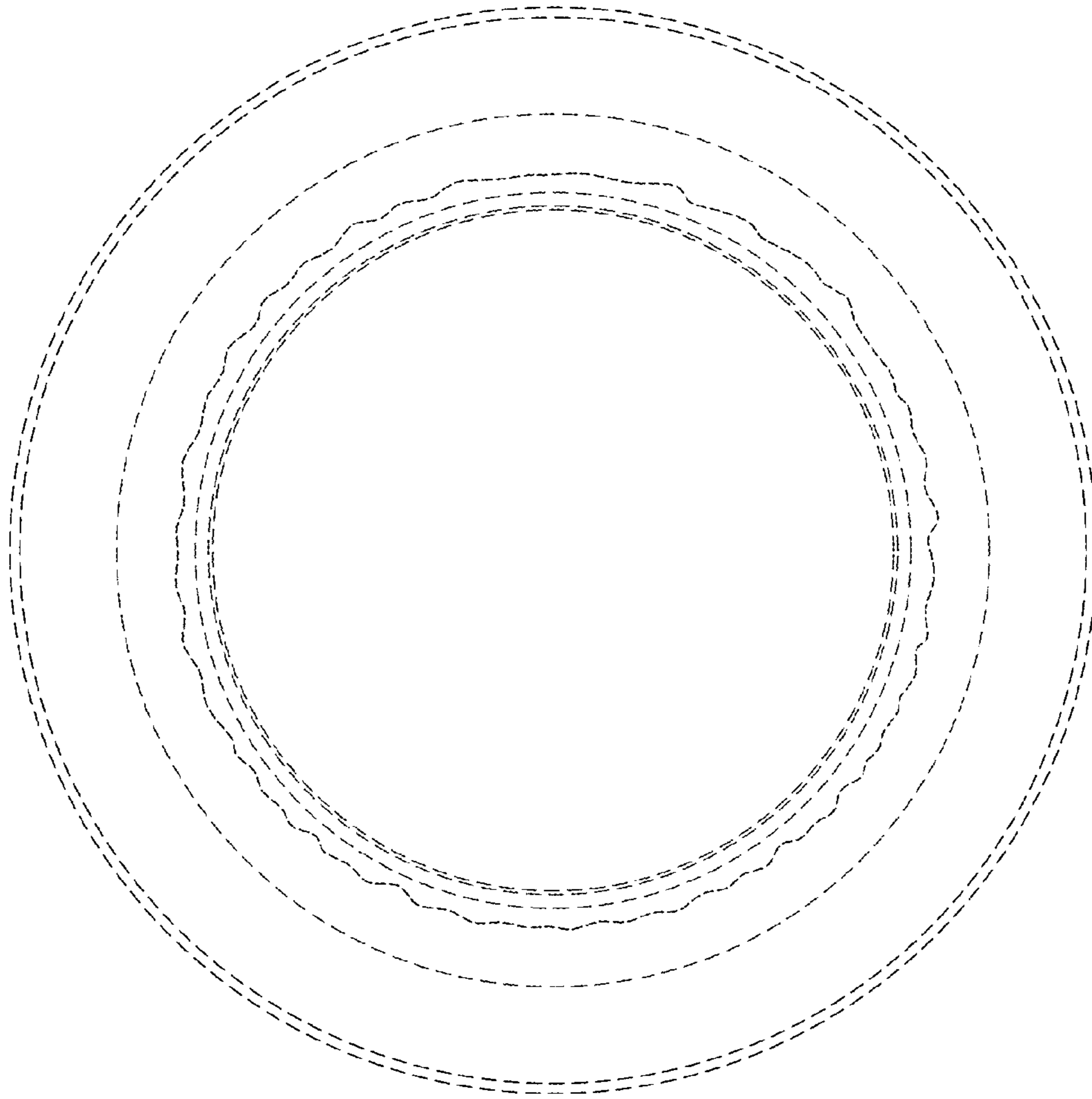


Fig. 5