



US00D705557S

(12) **United States Design Patent**  
**Arad**

(10) **Patent No.:** **US D705,557 S**

(45) **Date of Patent:** **\*\* May 27, 2014**

(54) **BENCH SEAT**

(56) **References Cited**

(71) Applicant: **Ron Arad**, London (GB)

U.S. PATENT DOCUMENTS

(72) Inventor: **Ron Arad**, London (GB)

D195,213 S \* 5/1963 Cook ..... D6/511

(73) Assignee: **Magis S.p.A.**, Torre di Mosto (IT)

D406,480 S \* 3/1999 Lin ..... D6/486

(\*\*) Term: **14 Years**

D436,749 S \* 1/2001 Arad ..... D6/374

(21) Appl. No.: **29/461,757**

D442,378 S \* 5/2001 Arad ..... D6/366

(22) Filed: **Jul. 26, 2013**

D548,473 S \* 8/2007 Yates ..... D6/349

(30) **Foreign Application Priority Data**

D564,765 S \* 3/2008 Lighthart ..... D6/349

Apr. 4, 2013 (EM) ..... 002213959-0005

D597,754 S \* 8/2009 Lukic et al. .... D6/349

(51) **LOC (10) Cl.** ..... **06-01**

D644,446 S \* 9/2011 Schwartz et al. .... D6/349

(52) **U.S. Cl.**

D670,090 S \* 11/2012 Miucci ..... D6/349

USPC ..... **D6/349**

2007/0188006 A1 \* 8/2007 Zahner ..... 297/451.7

(58) **Field of Classification Search**

CPC ..... A47C 3/18-3/20; A47C 5/02; A47C 9/00;  
A47C 11/00; A47C 13/00; A47C 9/06;  
A47C 7/16

OTHER PUBLICATIONS

Folly | Magis. [online] Retrieved Mar. 6, 2014 from URL: <<http://www.architonic.com/pmsht/folly-magis/1213779>>.\*

USPC ..... D6/330, 337, 341, 346, 349-355, 357,  
D6/362, 364-373, 376, 377, 381, 645, 656,  
D6/658, 665, 674, 675.5, 676, 685-692,  
D6/694, 704, 705, 707, 707.19, 708,  
D6/716.1-716.6, 717, 717.2; 297/423.12,  
297/423.13, 423.37, 461, 462, 115, 116,  
297/135, 160-162

\* cited by examiner

*Primary Examiner* — Susan Bennett Hattan

*Assistant Examiner* — Vy Koenig

(74) *Attorney, Agent, or Firm* — Themis Law

See application file for complete search history.

(57) **CLAIM**

The ornamental design for a bench seat, as shown.

**DESCRIPTION**

FIG. 1 is a front perspective view of the bench seat showing my new design;

FIG. 2 is a top plan view thereof;

FIG. 3 is a bottom plan view thereof;


FIG. 4 is a front elevational view thereof;

FIG. 5 is a rear elevational view thereof;

FIG. 6 is a right side perspective view thereof; and,

FIG. 7 is a left side perspective view thereof.

**1 Claim, 7 Drawing Sheets**



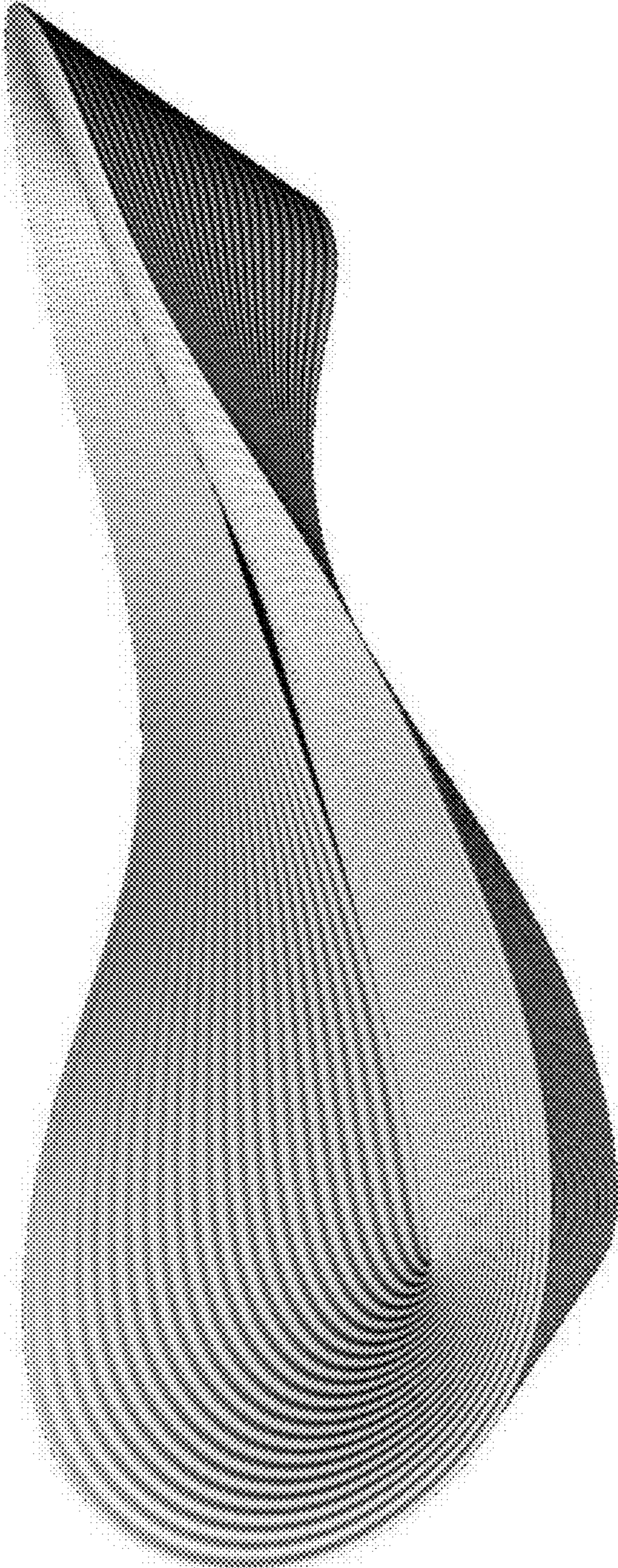


FIG. 1




FIG. 2




FIG. 3




FIG. 4




FIG. 5

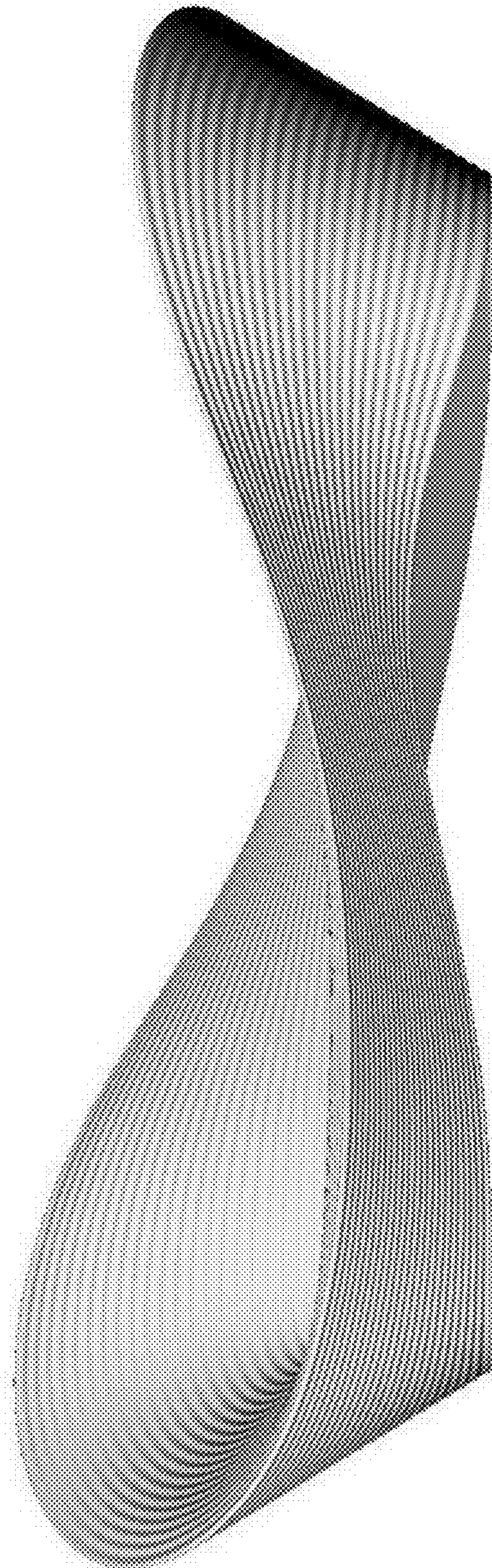


FIG. 6

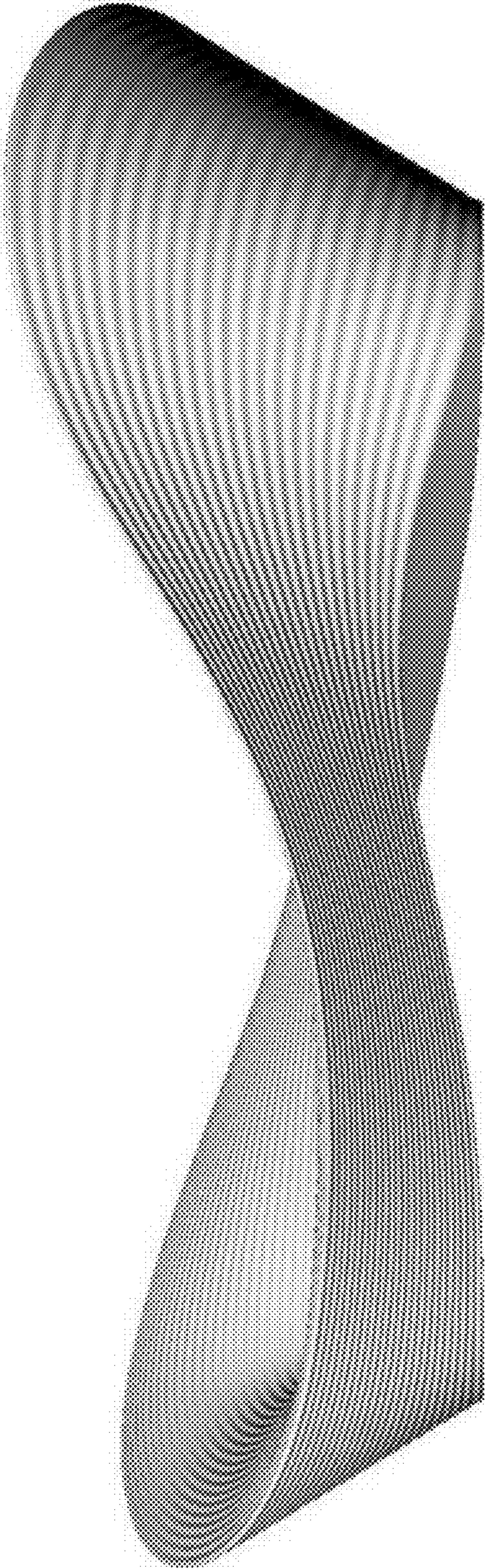


FIG. 7