



US00D705543S

(12) **United States Design Patent**
Treeby et al.

(10) **Patent No.:** **US D705,543 S**
(45) **Date of Patent:** **** May 27, 2014**

(54) **HAIR BRUSH**

D576,804 S * 9/2008 Pulfrey D4/130
D578,338 S * 10/2008 Vendl et al. D7/354
D641,171 S * 7/2011 Mor et al. D4/199

(75) Inventors: **Cameron Bruce William Treeby**,
London (GB); **Julian Lesley Meagher**,
London (GB)

FOREIGN PATENT DOCUMENTS

(73) Assignee: **Tangle Teezer Limited**, London (GB)

JP 1388016 S * 5/2010
KR 13937 S * 4/1976
TW 424444 * 3/2001 A46B 17/04

(**) Term: **14 Years**

OTHER PUBLICATIONS

(21) Appl. No.: **29/361,214**

DE M9710056-0001 Registered Design Application (Ho-Chian Enterprise Co., Ltd.) Jun. 10, 1998, [online], [retrieved on Apr. 5, 2012]. Retrieved from the Designs Register of the German Patent and Trade Mark Office using the Internet: <URL: http://register.dmpa.de>.*

(22) Filed: **May 7, 2010**

(30) **Foreign Application Priority Data**

Nov. 7, 2009 (EM) 001177190

* cited by examiner

(51) **LOC (10) Cl.** **04-02**

Primary Examiner — Melanie H Tung

(52) **U.S. Cl.**

Assistant Examiner — Lavone D Tabor

USPC **D4/127**; D4/116; D4/136

(58) **Field of Classification Search**

(74) *Attorney, Agent, or Firm* — Fleit Gibbons Gutman Bongini & Bianco PL; Paul D. Bianco; Gary Winer

USPC D4/116, 121, 124, 127, 130, 136, 199;
D3/201, 205; D7/354, 518, 601-604,
D7/613; D11/143, 149, 151, 152;
15/186-188, 159.1, 160; 132/286, 313;
206/15.2, 361, 362.2; 215/228;
248/110, 111

(57) **CLAIM**

The ornamental design for a hair brush, as shown and described.

See application file for complete search history.

DESCRIPTION

(56) **References Cited**

FIG. 1 is a side view of a hair brush according to the present invention. The hair brush is shown in a holder, which is disclaimed in its entirety.

U.S. PATENT DOCUMENTS

2,079,285 A * 5/1937 Grean 248/110
2,242,947 A * 5/1941 Griffis 401/130
2,663,303 A * 12/1953 Winchester et al. 132/120
2,674,758 A * 4/1954 Fay 15/160
D197,173 S * 12/1963 Zimmerman D4/124
4,446,178 A * 5/1984 Daugherty 428/26
D299,015 S * 12/1988 Seymour D11/143
D396,907 S * 8/1998 Donnelly D32/43
D568,551 S * 5/2008 Singer D30/159

FIG. 2 is a top view thereof.

FIG. 3 is an exploded bottom view thereof.


FIG. 4 is an exploded side view thereof.

FIG. 5 is a first exploded perspective view thereof; and,

FIG. 6 is a second exploded perspective view thereof.

The broken lines showing a holder illustrate environmental structure that forms no part of the claimed design.

1 Claim, 6 Drawing Sheets



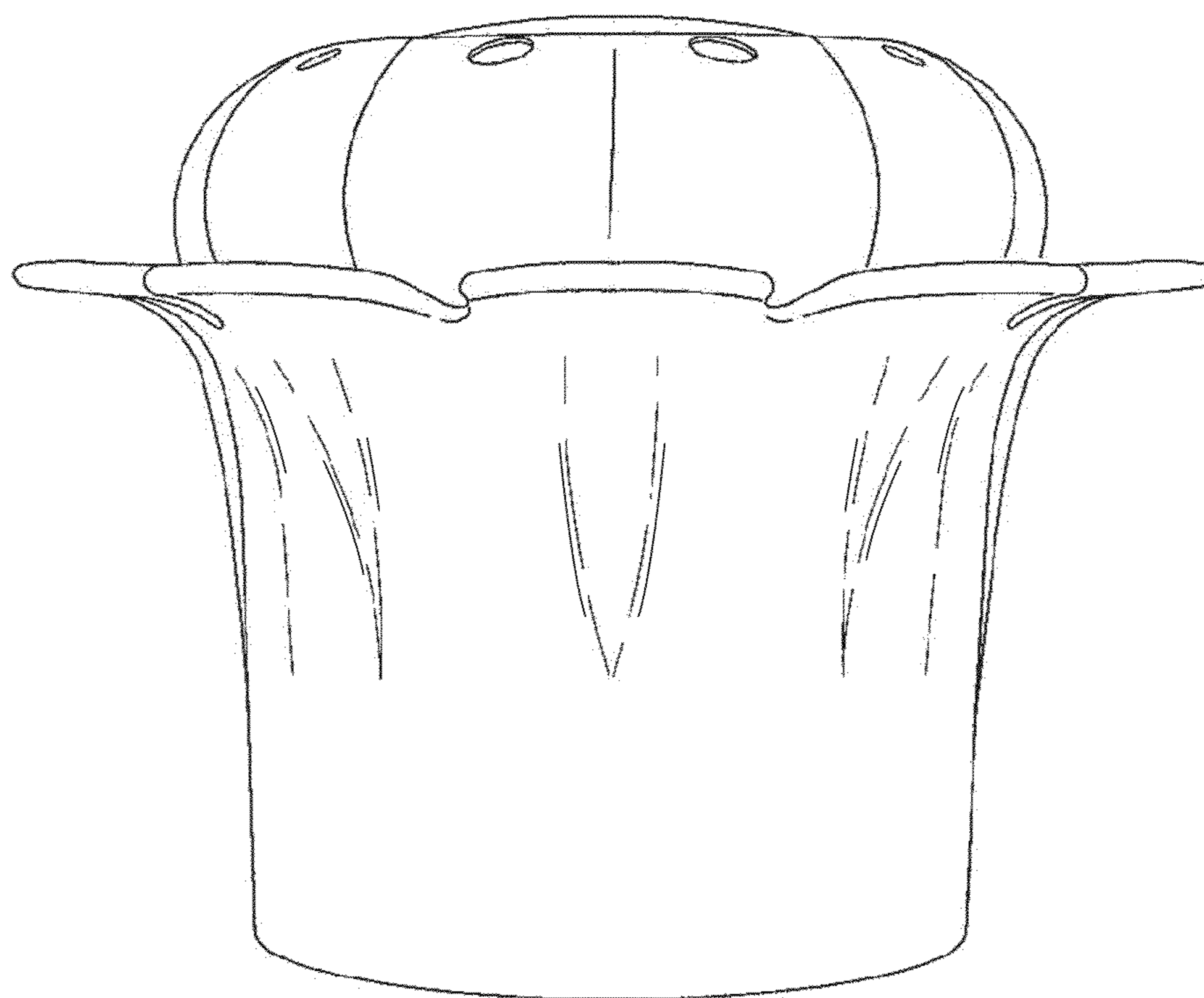


FIGURE 1




FIGURE 2




FIGURE 3

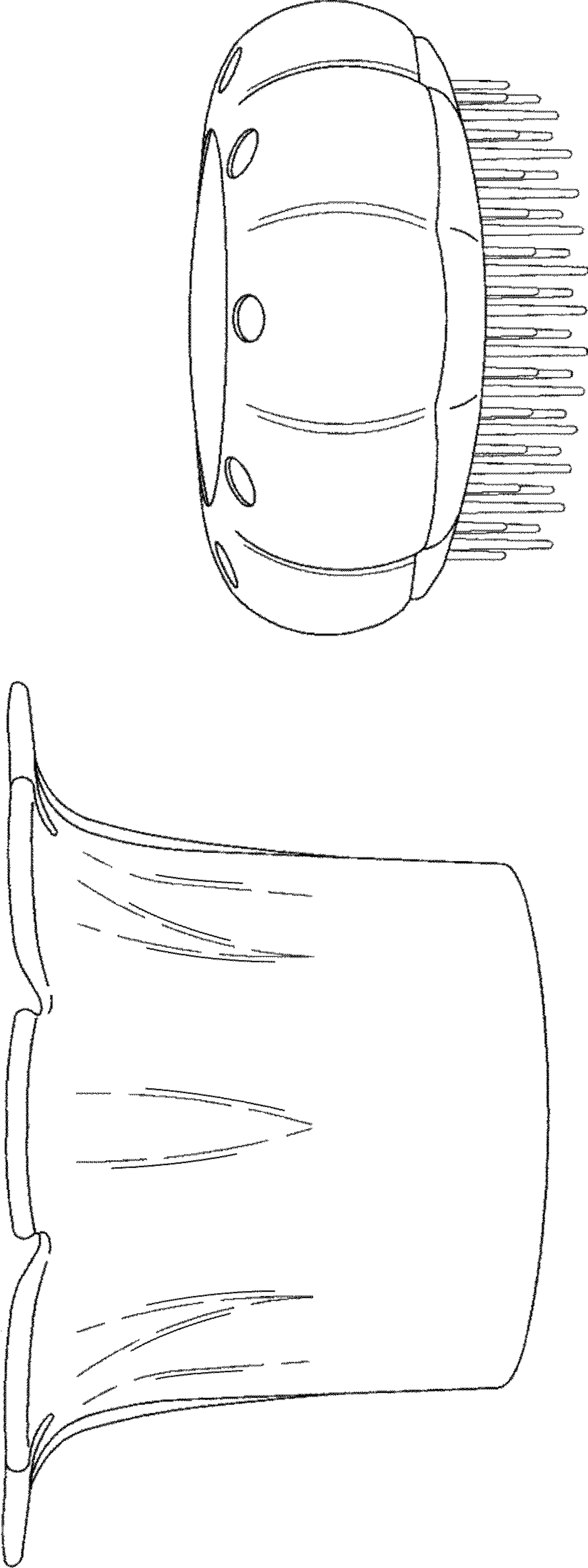


FIGURE 4

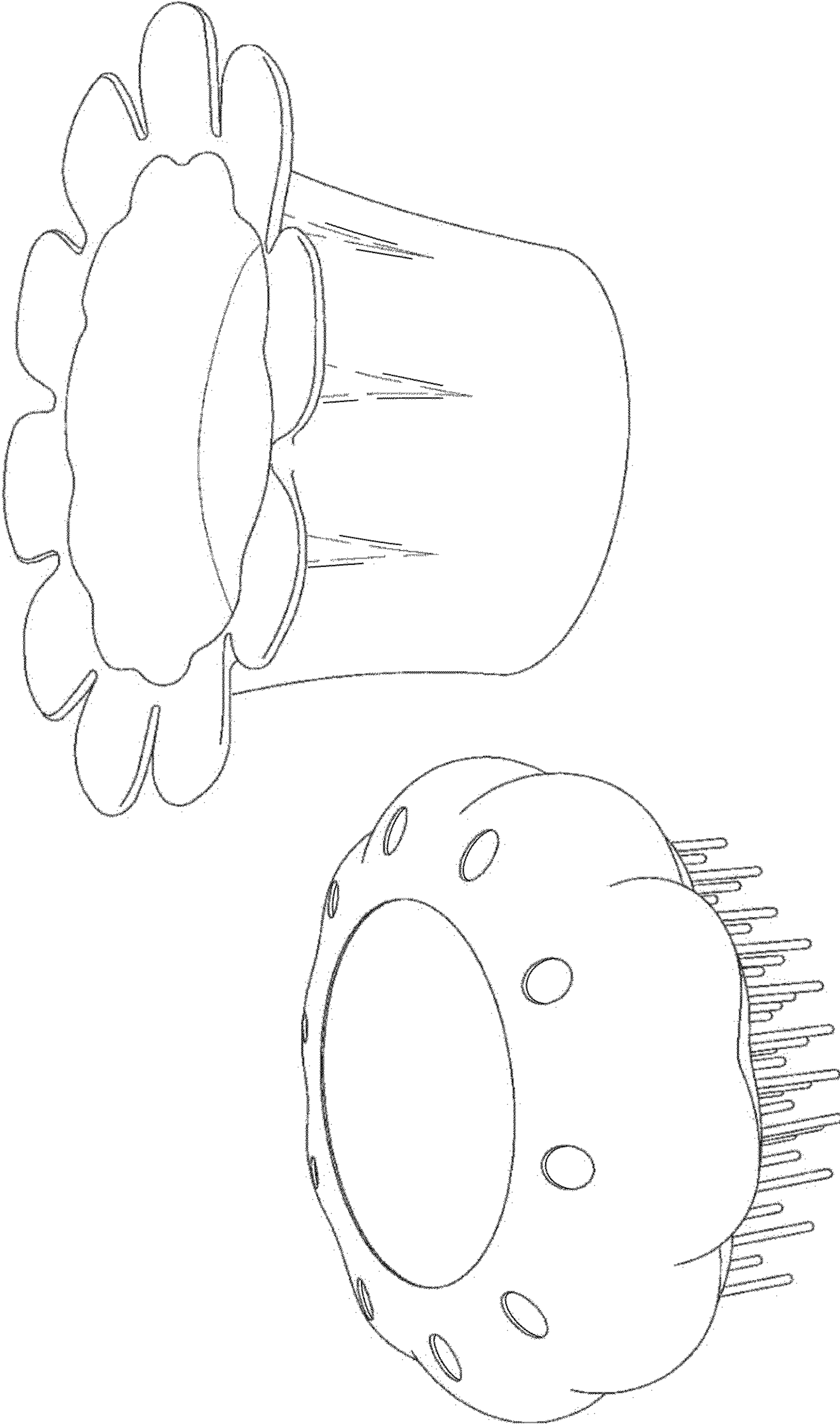


FIGURE 5

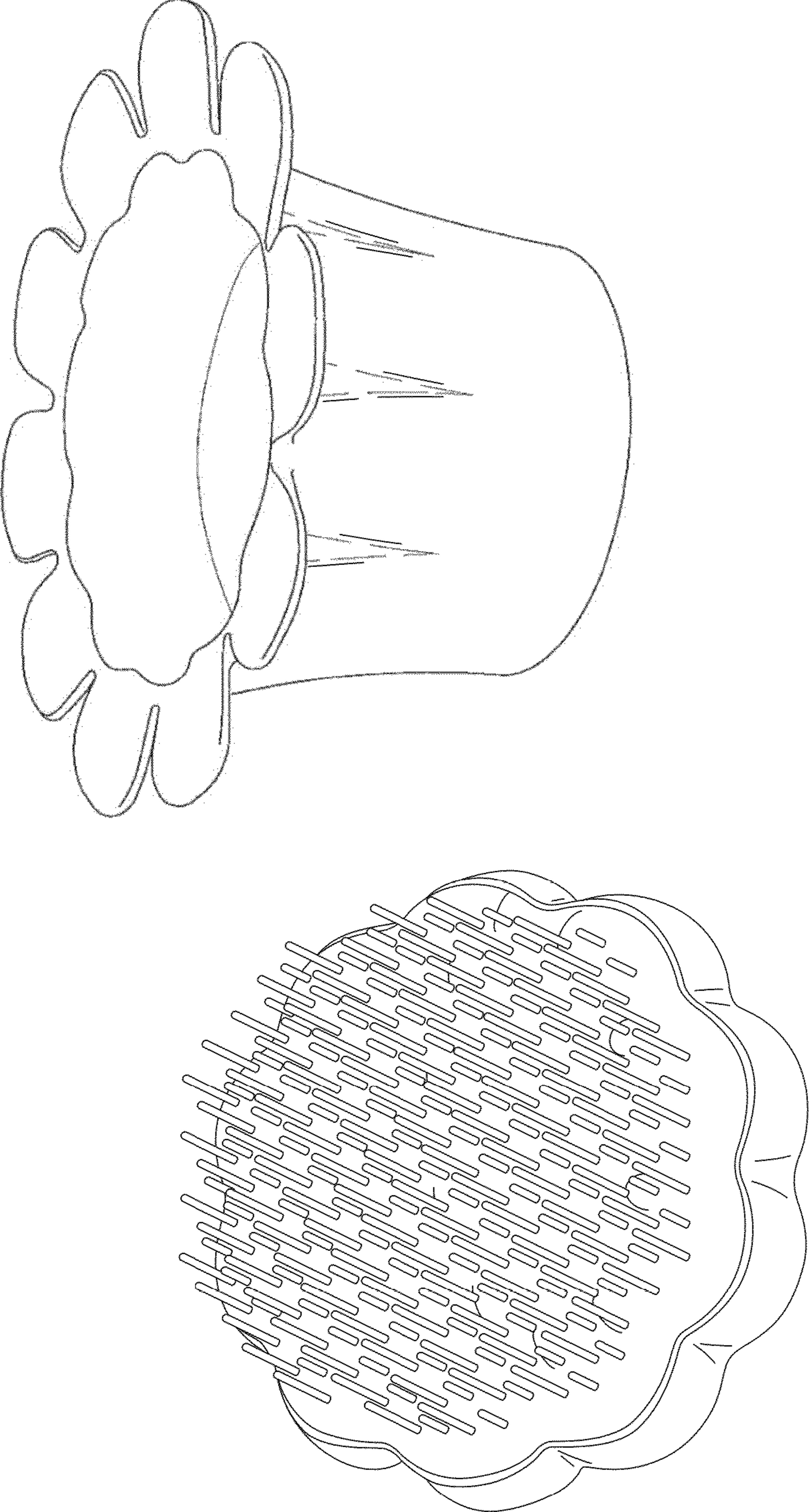


FIGURE 6