

US00D705530S

(12) **United States Design Patent**  
**Teteriatnikov**

(10) **Patent No.:** **US D705,530 S**

(45) **Date of Patent:** **\*\* May 27, 2014**

- (54) **SHOE UPPER**
- (71) Applicant: **Skechers U.S.A., Inc. II**, Manhattan Beach, CA (US)
- (72) Inventor: **Savva Teteriatnikov**, Marina del Rey, CA (US)
- (73) Assignee: **Skechers U.S.A., Inc. II**, Manhattan Beach, CA (US)
- (\*\*) Term: **14 Years**
- (21) Appl. No.: **29/472,321**
- (22) Filed: **Nov. 11, 2013**
- (51) **LOC (10) Cl.** ..... **02-04**
- (52) **U.S. Cl.**  
USPC ..... **D2/974**
- (58) **Field of Classification Search**  
CPC ..... A43B 23/24; A43B 3/10; A43B 3/101  
USPC ..... D2/896, 898, 900, 903, 919-923, 943,  
D2/952, 969, 946, 974; 36/45, 11.5, 8.1,  
36/77 M, 77 R, 83, 7  
See application file for complete search history.

D458,015 S	6/2002	Dolan et al.	
D467,713 S	12/2002	Adams et al.	
D468,896 S	1/2003	Adams et al.	
D473,369 S	4/2003	Link	
D482,861 S	12/2003	St-Louis	
D487,336 S	3/2004	Matis	
D504,012 S	4/2005	Fullum	
D538,025 S	3/2007	Belley et al.	
D550,933 S	9/2007	Hulbert	
D553,340 S	10/2007	Dirsa	
D556,436 S	12/2007	Wilkenfeld et al.	
D567,485 S	4/2008	James	
D570,086 S	6/2008	McDowell	
D574,587 S	8/2008	McDowell	
D609,886 S *	2/2010	Murray	D2/923
D611,239 S *	3/2010	Brambilla	D2/969
D644,020 S	8/2011	Caine	

(Continued)

*Primary Examiner* — Ian Simmons  
*Assistant Examiner* — Rashida C McCoy  
 (74) *Attorney, Agent, or Firm* — Marshall A. Lerner; Marvin H. Kleinberg; Kleinberg & Lerner, LLP

(57) **CLAIM**  
 The ornamental design for shoe upper, as shown and described.

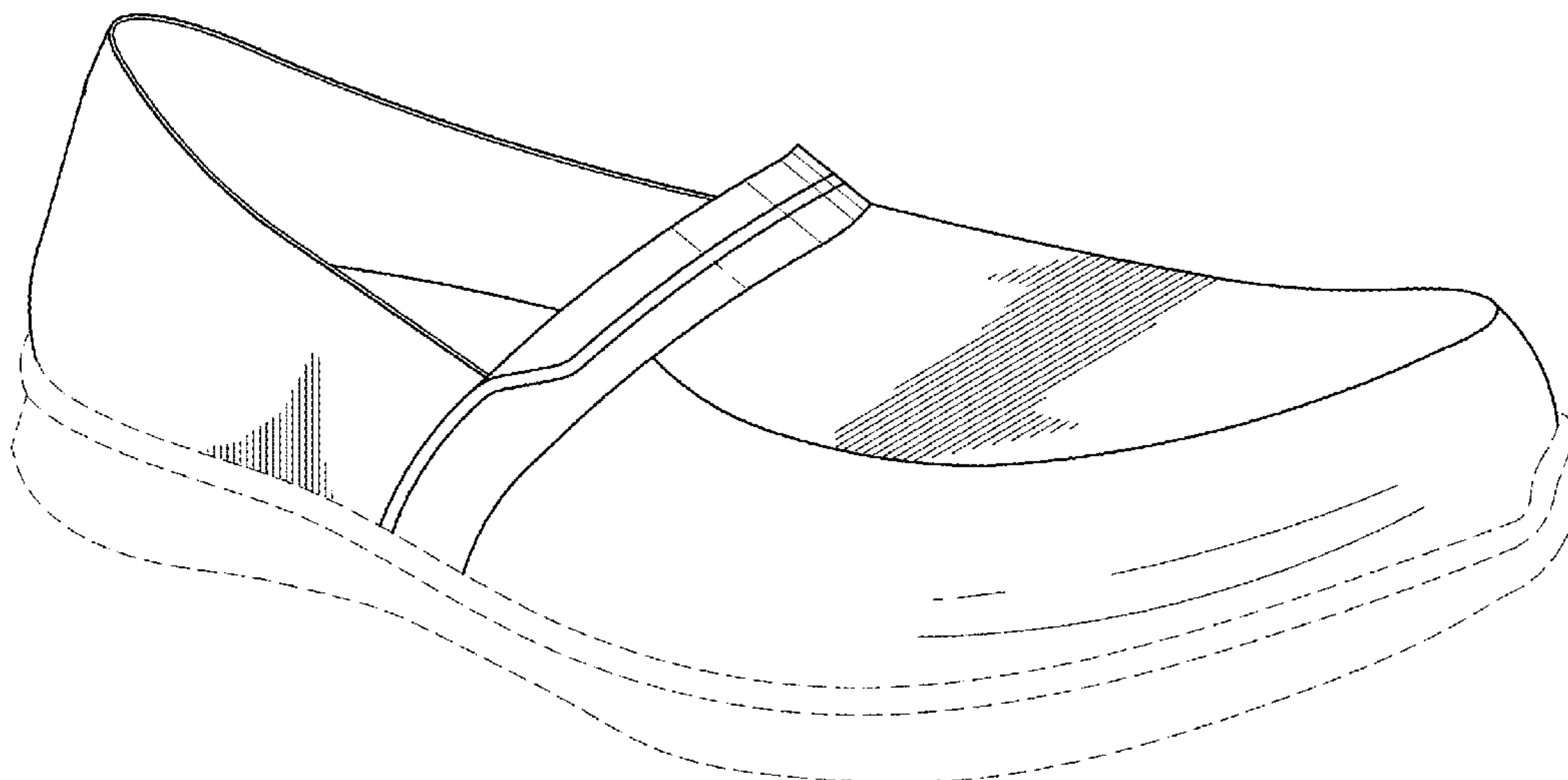
**DESCRIPTION**

FIG. 1 is a perspective view of a shoe upper in accordance with my new design;  
 FIG. 2 is a left side view thereof;  
 FIG. 3 is a right side view thereof;  
 FIG. 4 is a top plan view thereof;  
 FIG. 5 is a bottom plan view thereof;  
 FIG. 6 is a rear elevation view thereof; and,  
 FIG. 7 is a front elevation thereof.  
 Broken lines showing the remainder of the shoe in the figures are for illustrative purposes only and form no part of the claimed invention.

**1 Claim, 6 Drawing Sheets**

(56) **References Cited**  
 U.S. PATENT DOCUMENTS

D90,235 S	7/1933	Daniels	
D265,266 S *	7/1982	Snyder	D2/897
D267,676 S *	1/1983	Allen	D2/909
D301,657 S	6/1989	Brown	
D342,826 S *	1/1994	Valade	D2/923
D367,353 S *	2/1996	Pyle	D2/923
D385,996 S	11/1997	Tresser	
D428,692 S	8/2000	Haas-Chronis	
D438,697 S	3/2001	Matis et al.	
D442,771 S	5/2001	Haas	
D457,296 S	5/2002	Burt	
D457,297 S	5/2002	Adams et al.	



(56)

**References Cited**

U.S. PATENT DOCUMENTS

D654,255 S 2/2012 Amzallag  
D658,860 S 5/2012 Stryjak et al.

D658,861 S 5/2012 Stryjak et al.  
D668,858 S 10/2012 Shaffer  
D690,488 S 10/2013 Reed et al.

\* cited by examiner

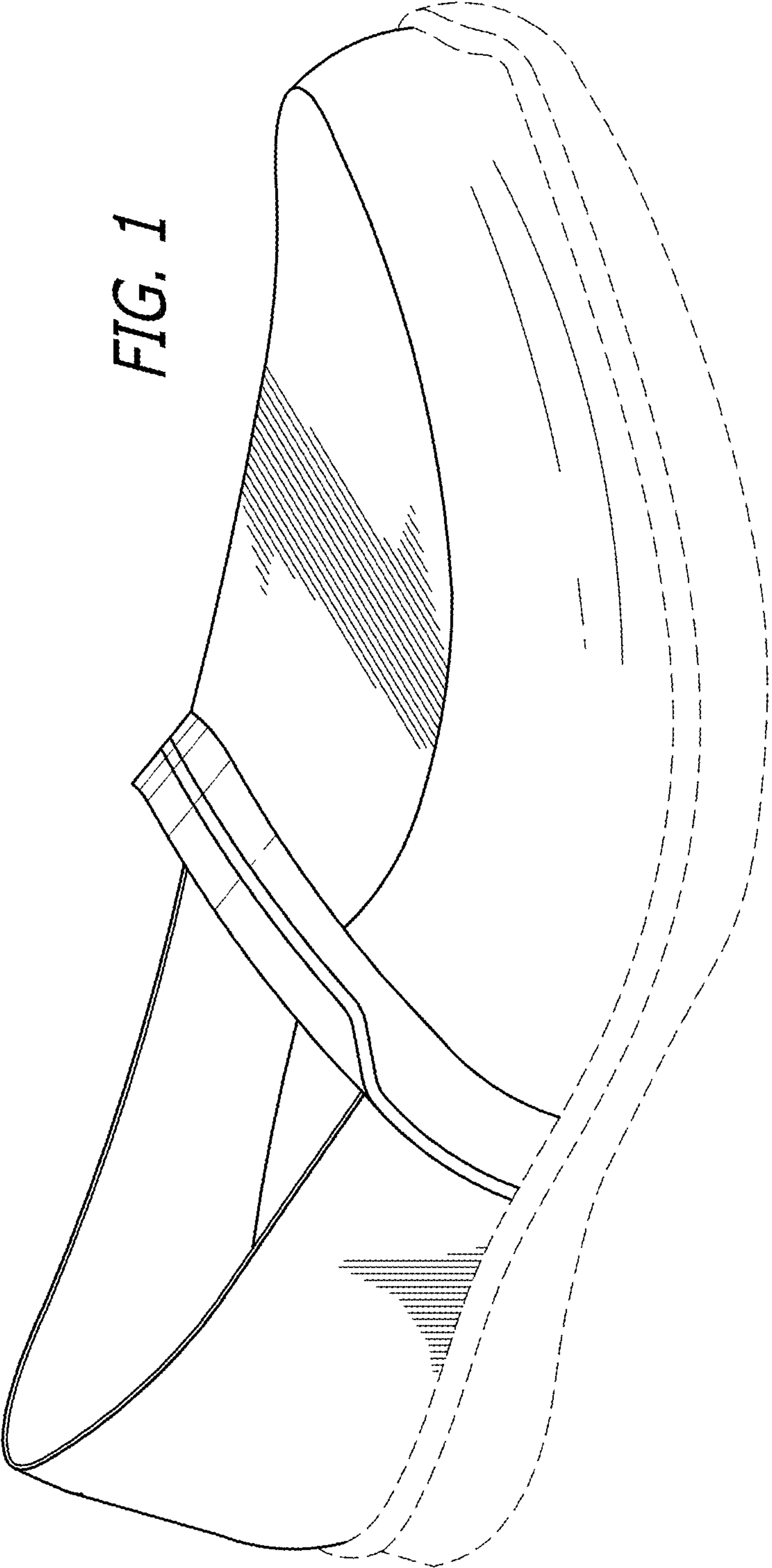


FIG. 2

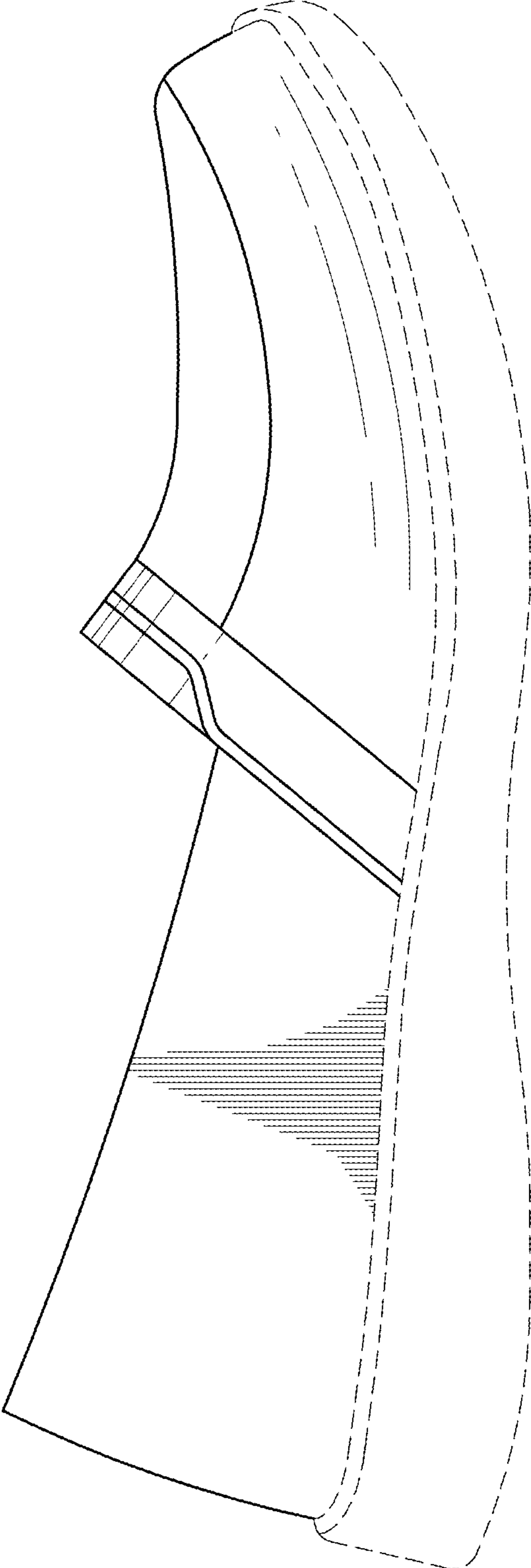
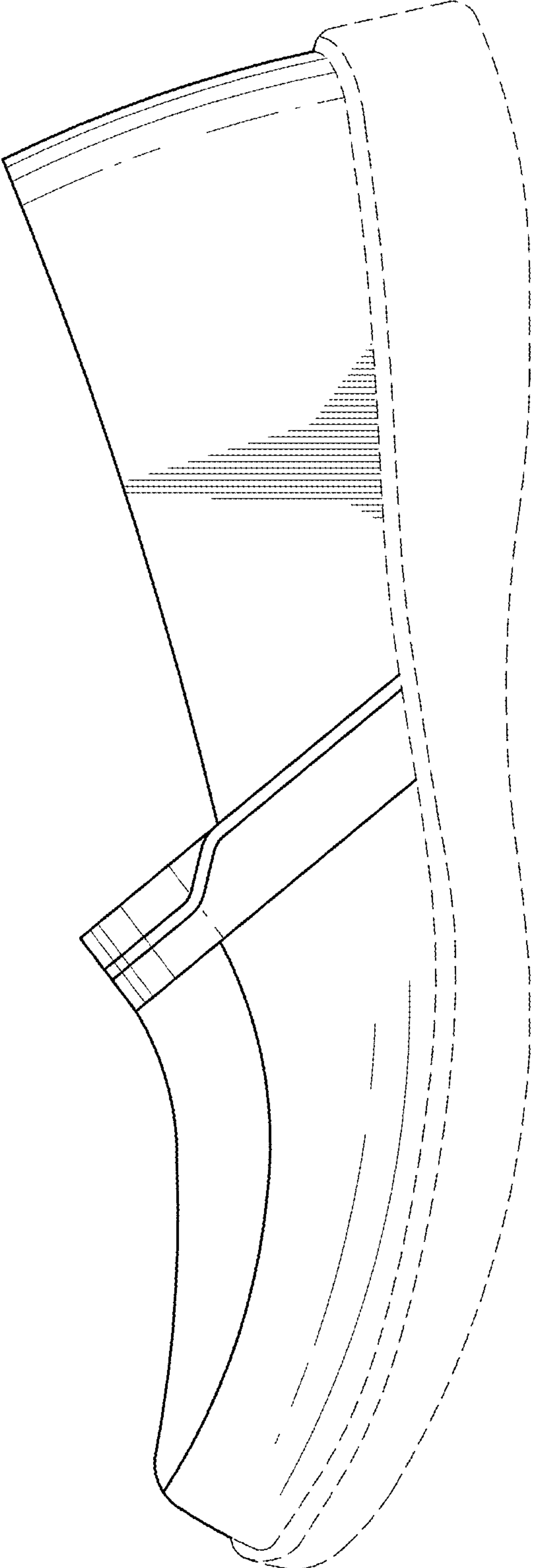


FIG. 3



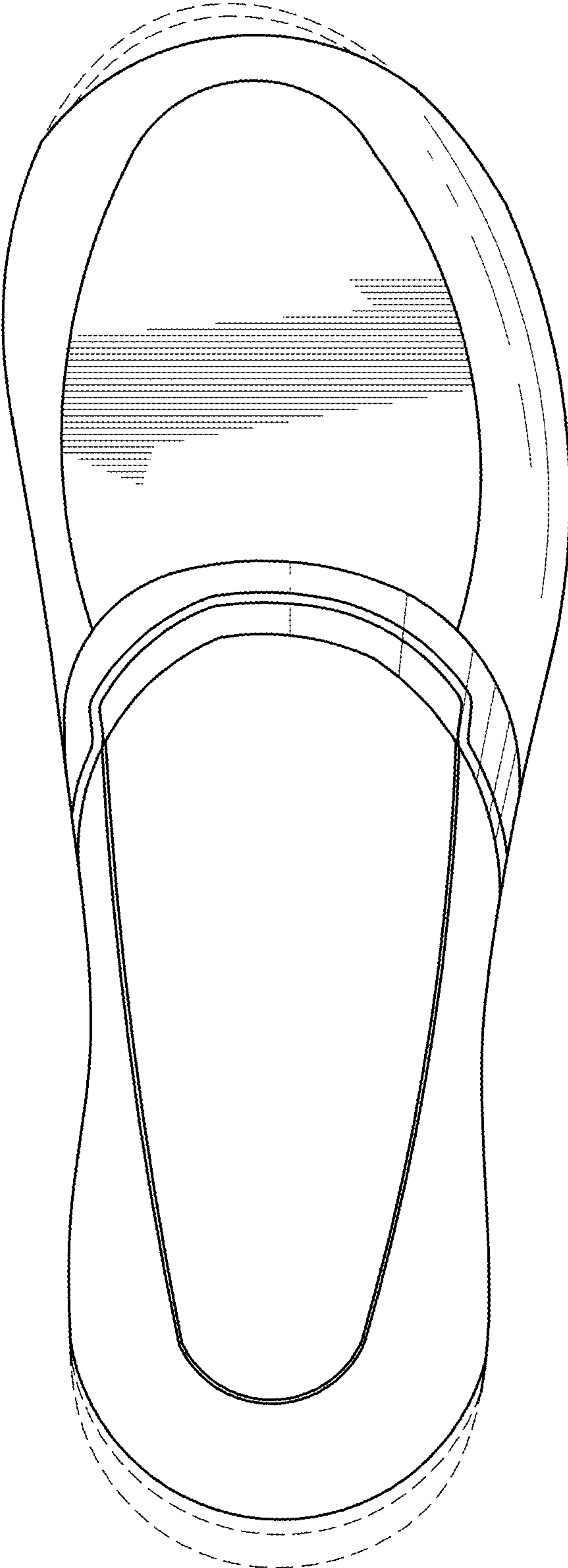


FIG. 4

FIG. 5

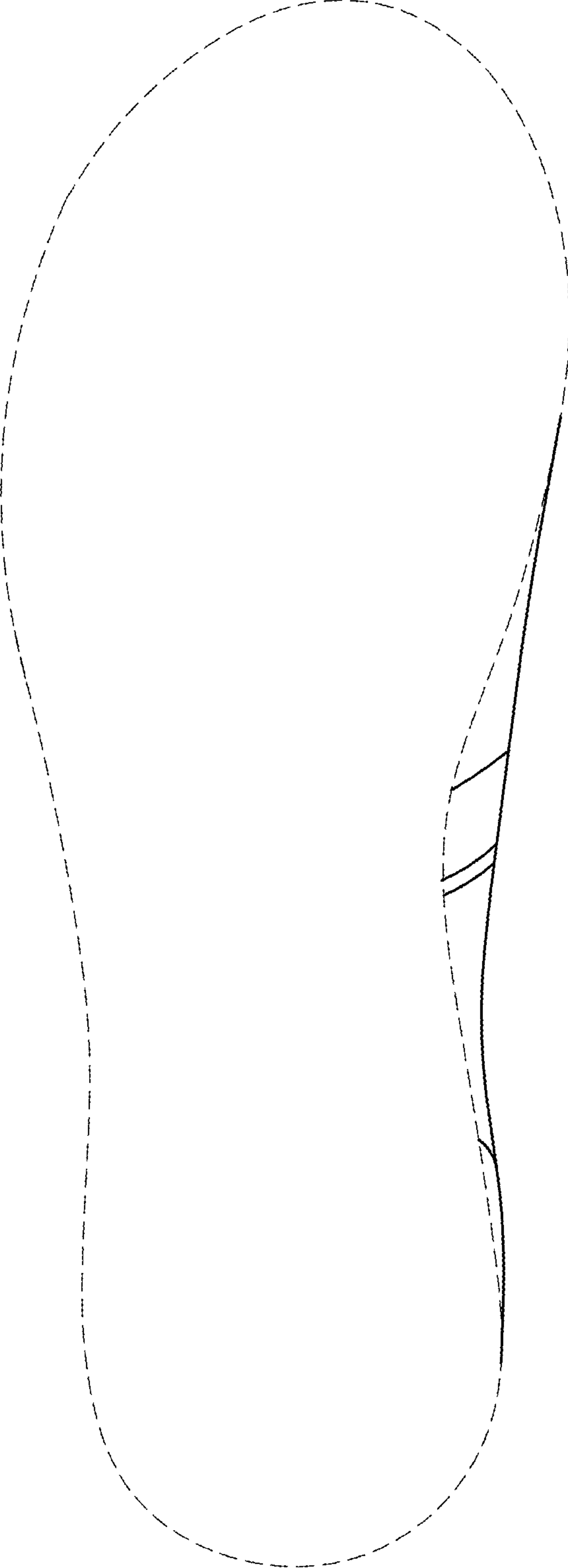




FIG. 7

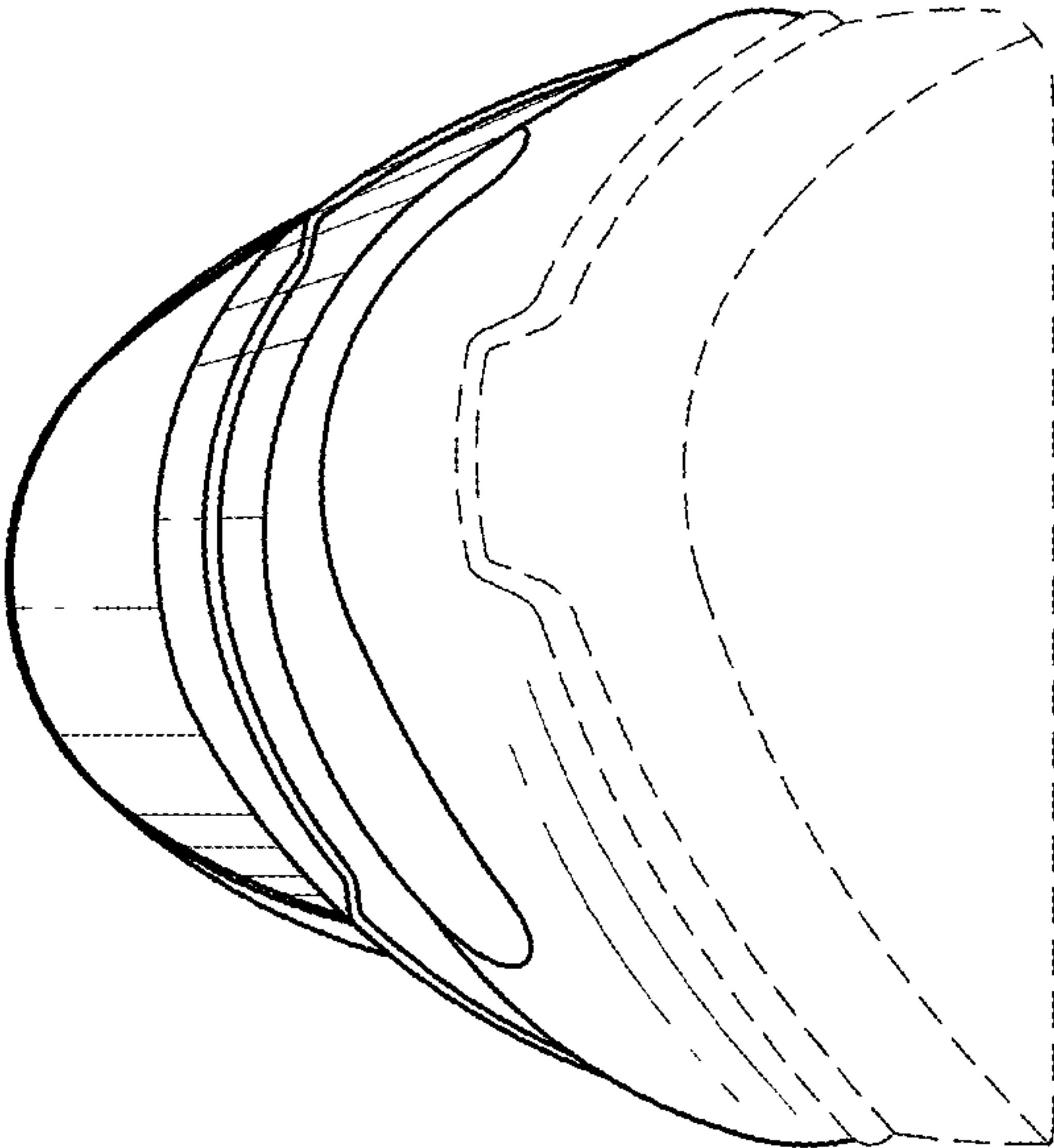


FIG. 6

