



US00D705507S

(12) **United States Design Patent**
Cho et al.

(10) **Patent No.:** **US D705,507 S**
(45) **Date of Patent:** **** May 20, 2014**

(54) **PANEL FOR WASHING MACHINE**

(71) Applicant: **Samsung Electronics Co., Ltd.**,
Suwon-Si (KR)
(72) Inventors: **Tae Hyoung Cho**, Seoul (KR); **Sun Ae Kim**, Seoul (KR); **Jung Kyung Kwack**,
Seoul (KR)
(73) Assignee: **Samsung Electronics Co., Ltd.**,
Gyeonggi-do (KR)

(**) Term: **14 Years**

(21) Appl. No.: **29/456,696**

(22) Filed: **Jun. 3, 2013**

(30) **Foreign Application Priority Data**

Dec. 7, 2012 (KR) 30-2012-0059146

(51) **LOC (10) Cl.** **15-05**

(52) **U.S. Cl.**
USPC **D32/28**

(58) **Field of Classification Search**
USPC D32/1, 3, 25, 28; D15/89; D13/162,
D13/162.1, 164, 177; D7/348, 349, 402,
D7/405, 406; 200/4, 5 A; 312/31; 34/88,
34/523, 524; 126/19 R, 39 B, 42, 52, 273 R,
126/183, 190, 198

See application file for complete search history.

(56) **References Cited**

U.S. PATENT DOCUMENTS

D423,287 S * 4/2000 Marchand D7/405
D457,862 S * 5/2002 Falk et al. D13/162
D468,962 S * 1/2003 Jones et al. D7/405
D470,720 S * 2/2003 Jones et al. D7/405

D487,670 S * 3/2004 Moon et al. D7/406
D489,152 S * 4/2004 Sneddon D32/28
6,750,407 B2 * 6/2004 Song et al. 200/5 A
D511,395 S * 11/2005 August D26/106
D513,153 S * 12/2005 Austin et al. D7/406
D513,684 S * 1/2006 Jackovin et al. D7/406
D514,383 S * 2/2006 Vetter D7/406
D568,563 S * 5/2008 Stephens D32/28
D601,514 S * 10/2009 Lin D13/177
D608,144 S * 1/2010 Wylie D7/402
D629,763 S * 12/2010 Reedy D13/162
D660,328 S * 5/2012 Doberstein et al. D15/89
2007/0159454 A1 * 7/2007 Rodriguez et al. 345/156
2007/0187215 A1 * 8/2007 Lavigne et al. 200/4

* cited by examiner

Primary Examiner — T. Chase Nelson

Assistant Examiner — Kathleen M Sims

(74) *Attorney, Agent, or Firm* — Harness, Dickey & Pierce,
P.L.C.

(57) **CLAIM**

The ornamental design for a panel for washing machine, as shown and described.

DESCRIPTION

FIG. 1 is the front/right-side/top perspective view of a panel for washing machine showing our new design;
FIG. 2 is the front elevational view thereof;
FIG. 3 is the rear elevational view thereof;
FIG. 4 is the left-side elevational view thereof;
FIG. 5 is the right-side elevational view thereof;
FIG. 6 is the top plan view thereof;
FIG. 7 is the bottom plan view thereof; and,
FIG. 8 shows the panel for washing machine in use.
The broken lines shown in the drawings represent unclaimed portions of panel for washing machine.

1 Claim, 5 Drawing Sheets

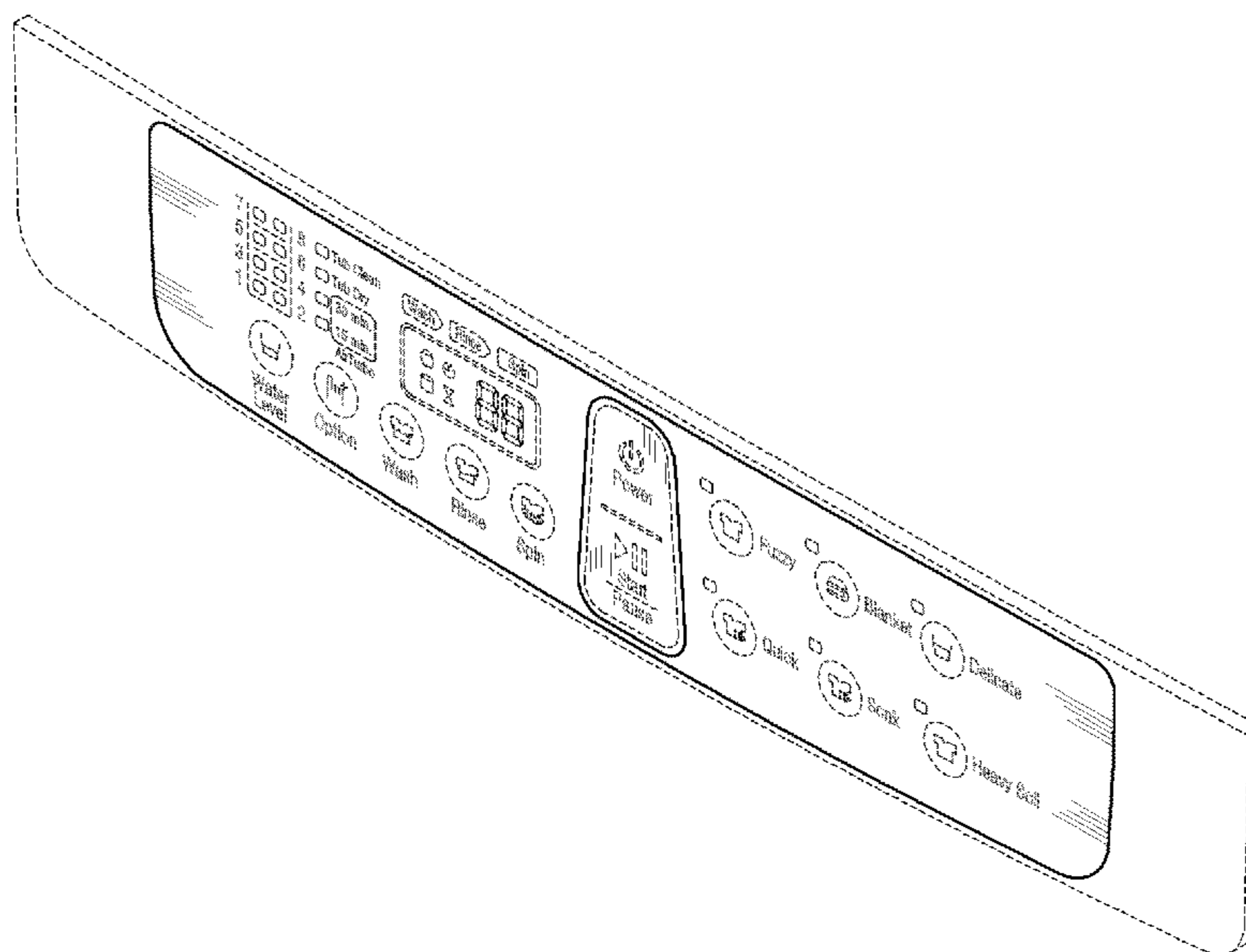


FIG. 1

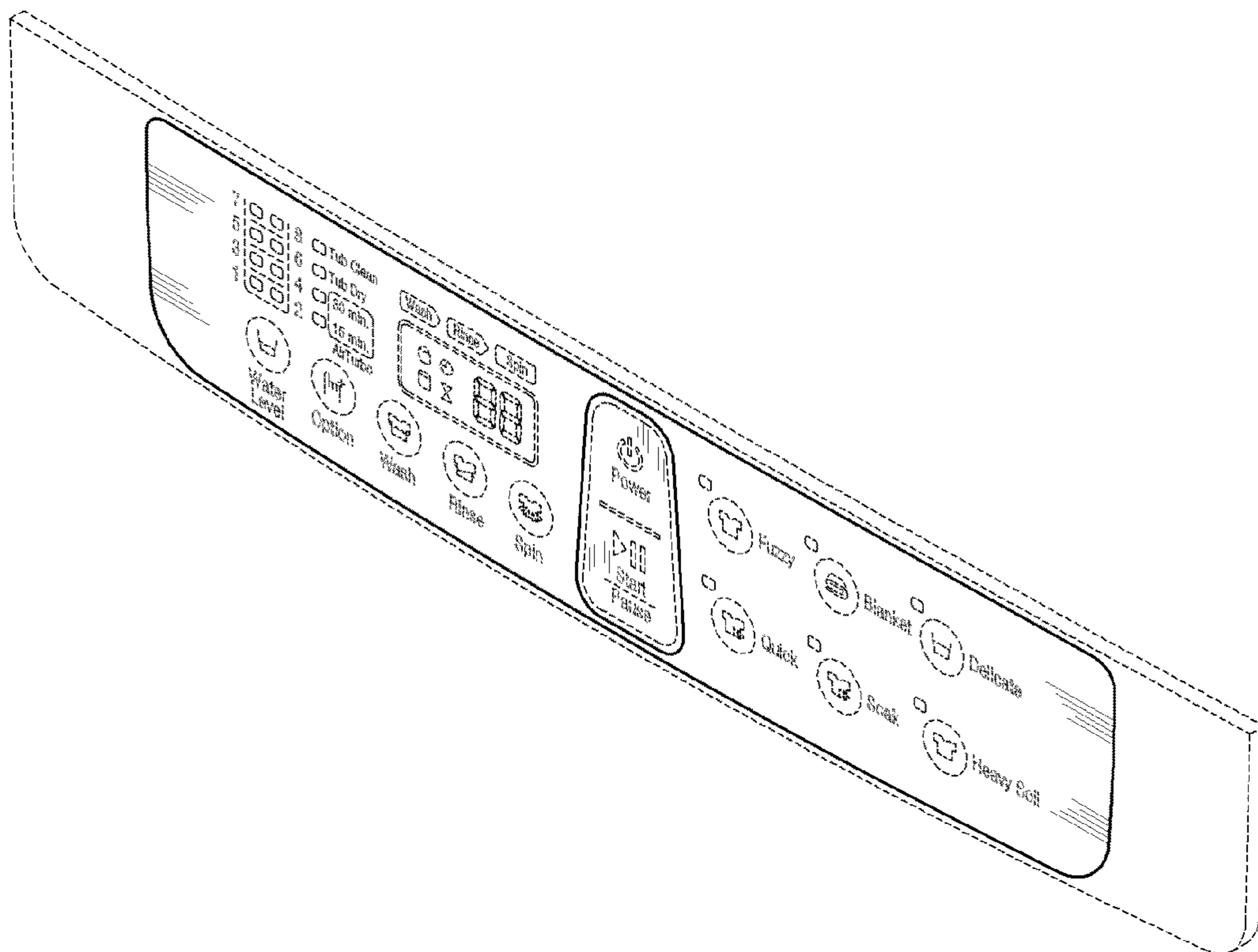


FIG. 2

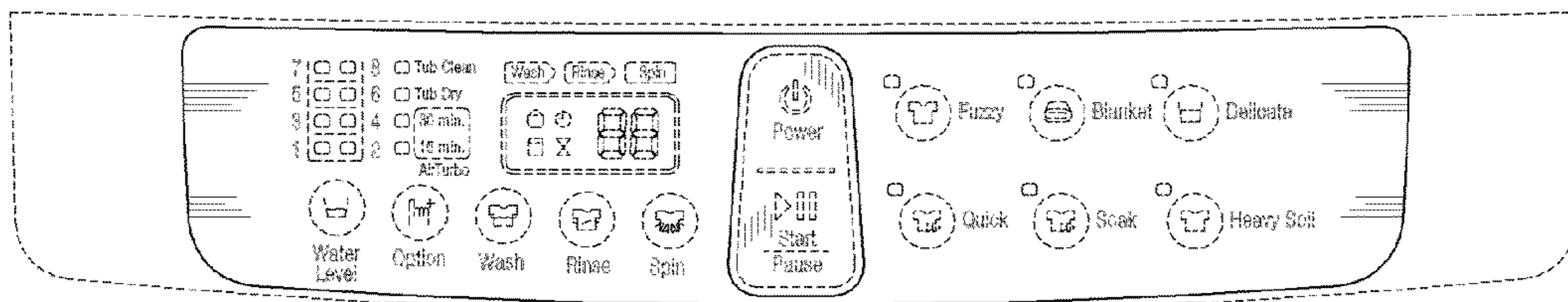


FIG. 3




FIG. 4




FIG. 5



FIG. 6

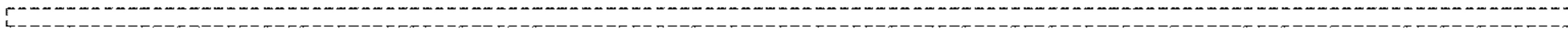


FIG. 7




FIG. 8

