



US00D705491S

(12) **United States Design Patent**  
**Jennings**

(10) **Patent No.:** **US D705,491 S**

(45) **Date of Patent:** **\*\* May 20, 2014**

(54) **SHOCK ABSORBING HEAD CAP WITH  
BEAVER TAIL**

(71) Applicant: **William J. Jennings**, Aurora, CO (US)

(72) Inventor: **William J. Jennings**, Aurora, CO (US)

(\*\*) Term: **14 Years**

(21) Appl. No.: **29/462,460**

(22) Filed: **Aug. 5, 2013**

(51) **LOC (10) Cl.** ..... **02-03**

(52) **U.S. Cl.**  
USPC ..... **D29/102**

(58) **Field of Classification Search**  
USPC ..... D29/102-107, 108, 111, 122; 2/410,  
2/411, 414, 421, 422, 425, 424, 423, 181,  
2/181.4, 182.2, 175.4, 195.5, 68, 171.04,  
2/171, 205, 206, 209.13, 173, 468, 9,  
2/6.6; D2/867, 892, 889, 878, 891  
See application file for complete search history.

(56) **References Cited**

**U.S. PATENT DOCUMENTS**

1,798,024	A *	3/1931	McBride	.....	2/68
2,417,323	A *	3/1947	Richards et al.	.....	2/68
D188,836	S *	9/1960	Jansen	.....	D2/867
3,321,774	A *	5/1967	Tames	.....	2/181
D473,365	S *	4/2003	Bias	.....	D2/867
6,738,986	B1 *	5/2004	Martin	.....	2/207
D547,030	S *	7/2007	Marquardt	.....	D2/867
D577,879	S *	10/2008	Jones	.....	D2/889

D584,000	S *	12/2008	Saluan	.....	D29/106
7,472,428	B2 *	1/2009	Van Atta et al.	.....	2/68
D599,085	S *	9/2009	Booker	.....	D2/867
D619,786	S *	7/2010	Rhodes	.....	D2/867
D630,823	S *	1/2011	DesLauriers	.....	D2/889
D670,068	S *	11/2012	Bomze	.....	D2/889
D686,396	S *	7/2013	Rebitzer et al.	.....	D2/889
2005/0034215	A1 *	2/2005	Harrison et al.	.....	2/207
2006/0021111	A1 *	2/2006	Footman, Jr.	.....	2/209.13
2011/0265247	A1 *	11/2011	Nolan	.....	2/181
2013/0185844	A1 *	7/2013	Moore et al.	.....	2/209.13

\* cited by examiner

*Primary Examiner* — Ruth McInroy

(74) *Attorney, Agent, or Firm* — Edwin H. Crabtree; Ramon L. Pizarro

(57) **CLAIM**

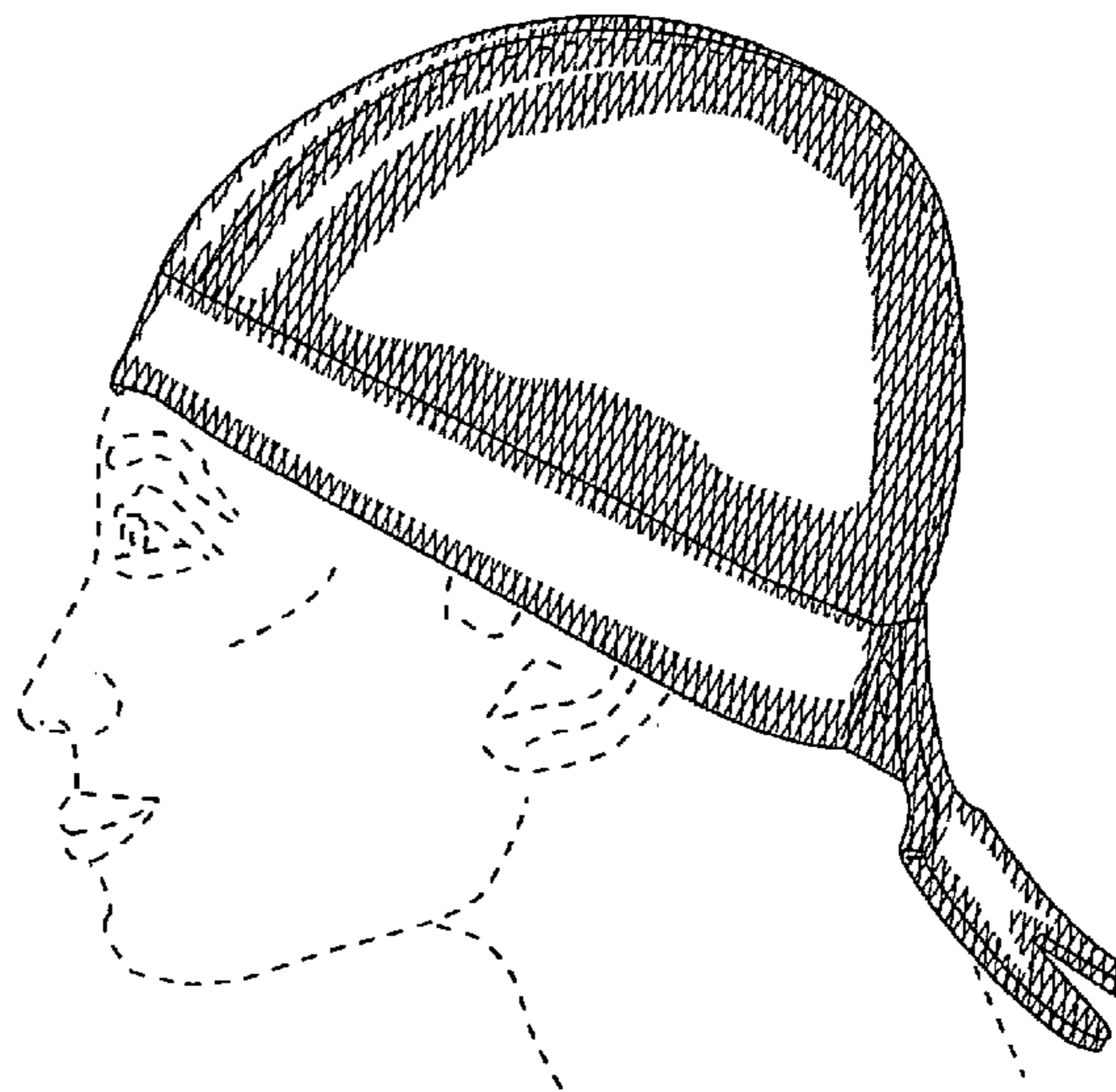
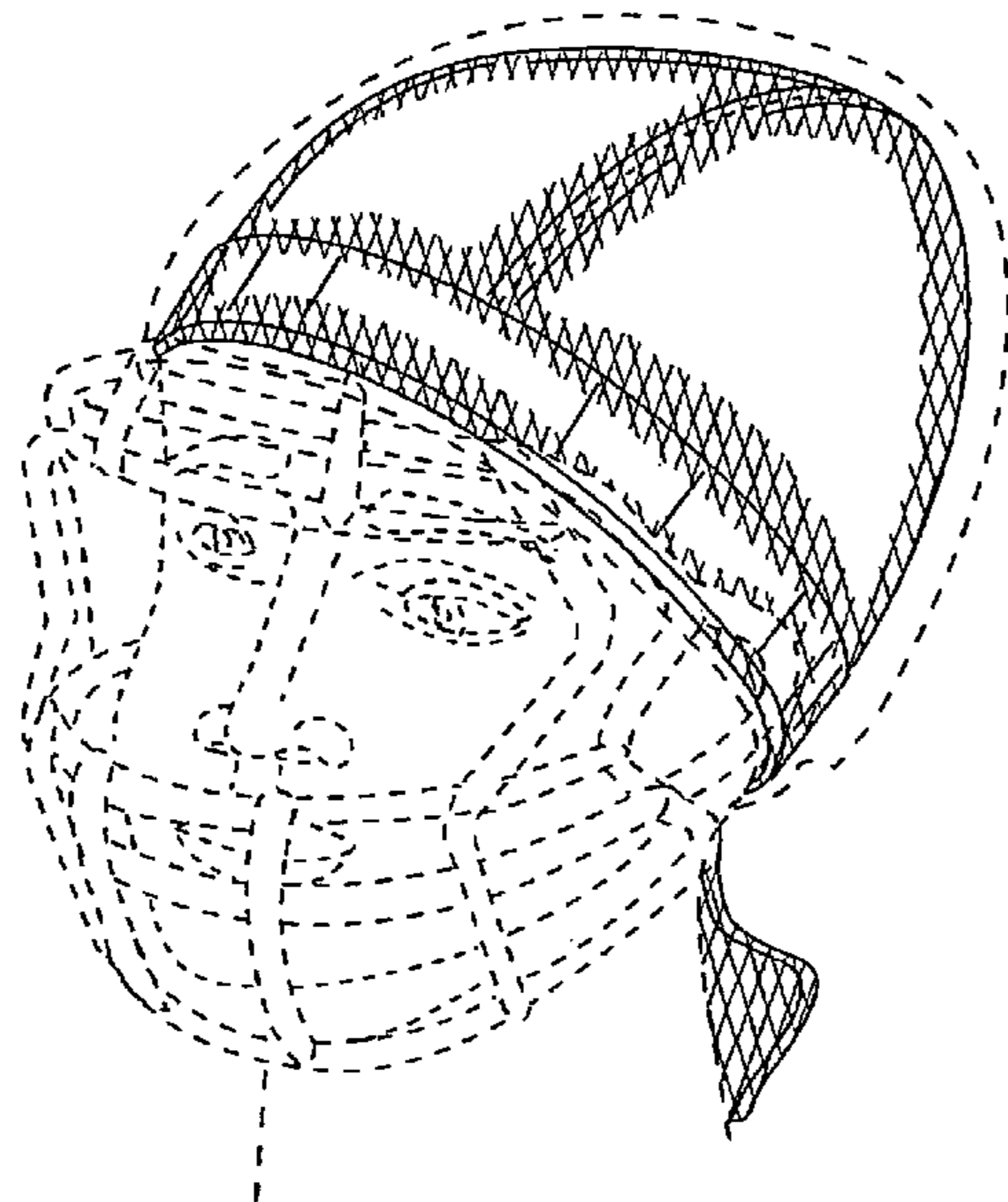
I claim the ornamental design for a shock absorbing head cap with beaver tail, as shown and described.

**DESCRIPTION**

FIG. 1 is a front perspective view of a shock absorbing head cap with beaver tail showing my new design; FIG. 2 is a side view thereof, the opposite side being a mirror image; FIG. 3 is a front view thereof; and, FIG. 4 is a rear view thereof.

The human head and face mask are shown for illustrative purposes only and form no part of the claimed design. The cross-hatch shading in the above drawings is understood to repeat throughout the indicated area. The broken lines on the cap in FIGS. 1 and 2 represent conventional stitching.

**1 Claim, 2 Drawing Sheets**






FIG. 1

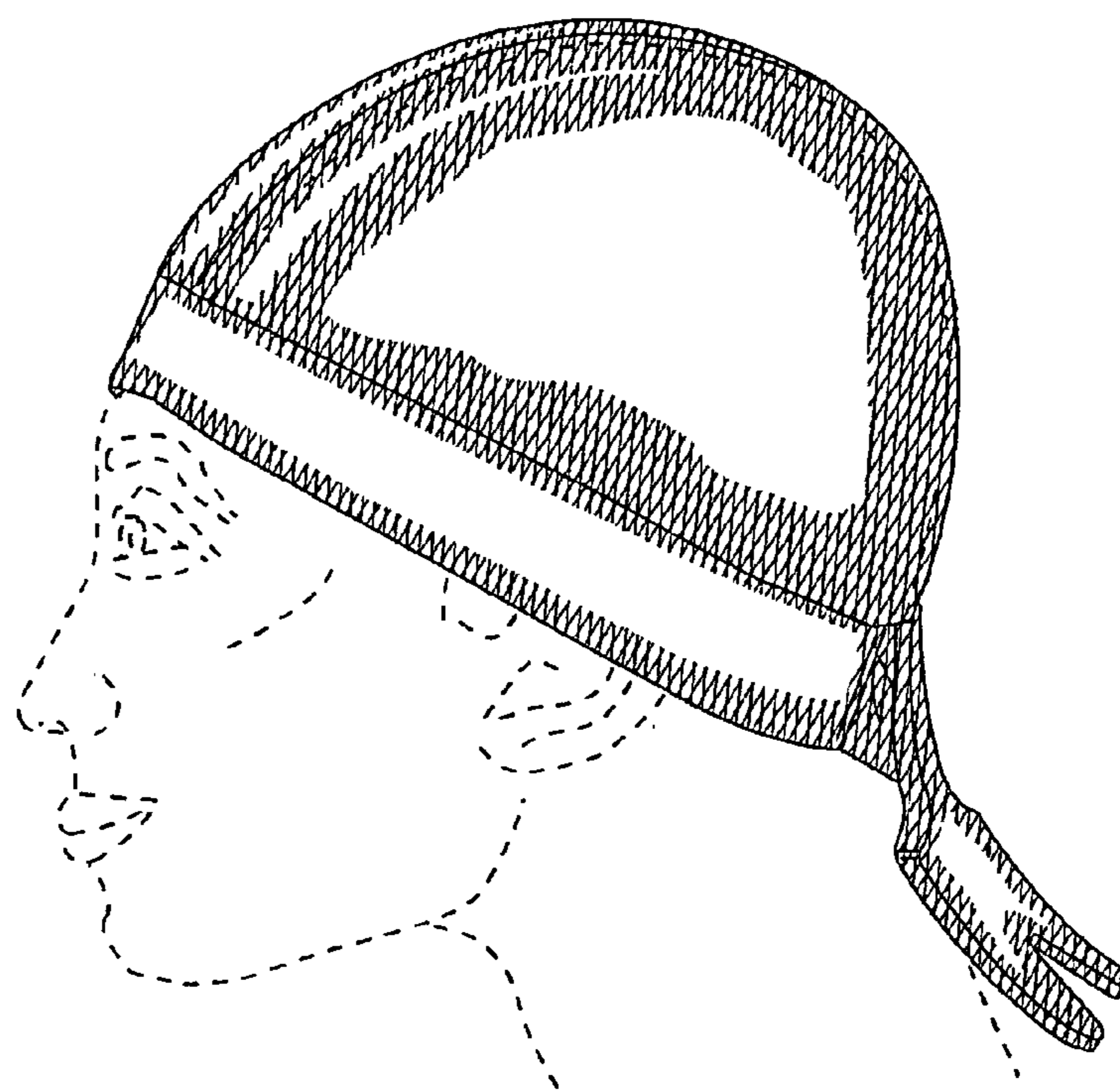


FIG. 2

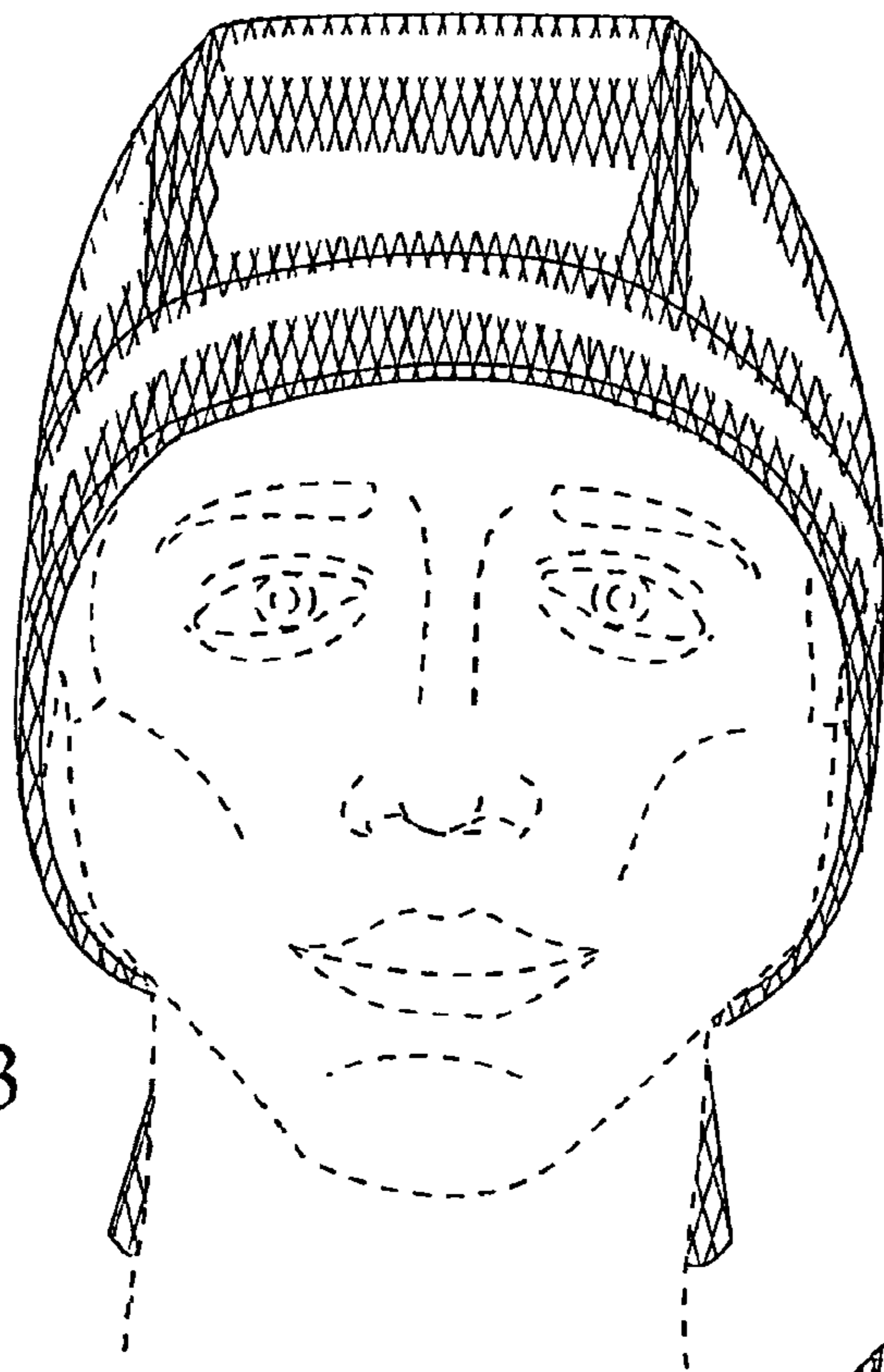


FIG. 3

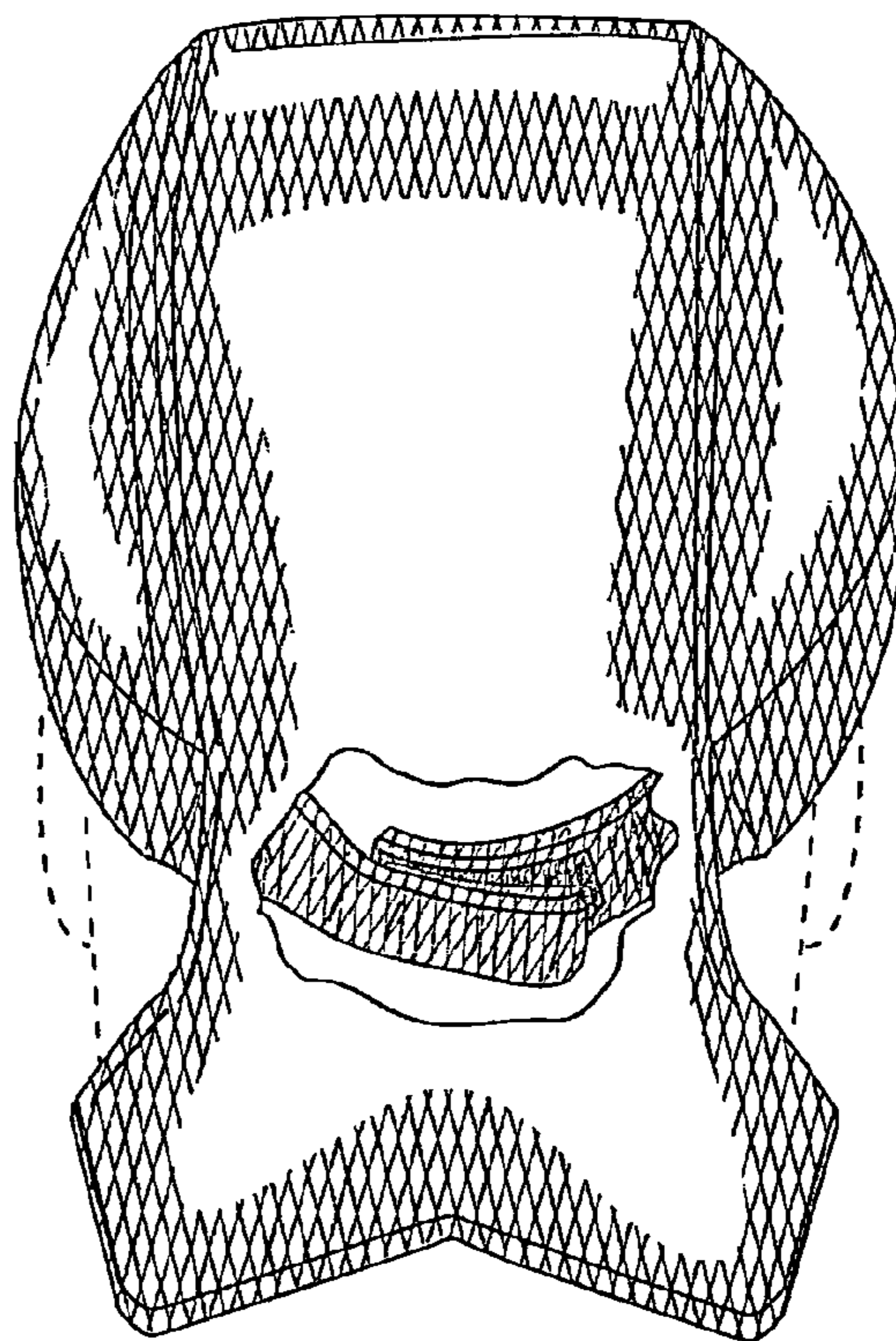


FIG. 4