



US00D705487S

(12) **United States Design Patent**  
**Chang**

(10) **Patent No.:** **US D705,487 S**

(45) **Date of Patent:** **\*\* May 20, 2014**

(54) **NAIL APPLIQUE**

(75) Inventor: **Sung Yong Chang**, Roslyn Heights, NY  
(US)

(73) Assignee: **KMC Exim Corp.**, Port Washington,  
NY (US)

(\*\*) Term: **14 Years**

(21) Appl. No.: **29/407,715**

(22) Filed: **Dec. 1, 2011**

(51) **LOC (10) Cl.** ..... **28-03**

(52) **U.S. Cl.**  
USPC ..... **D28/56**

(58) **Field of Classification Search**  
USPC ..... 132/200, 73, 73.5, 285, 74.5; D28/56;  
D20/11

See application file for complete search history.

(56) **References Cited**

**U.S. PATENT DOCUMENTS**

1,942,332 A	1/1934	Hamberg	
2,013,290 A	9/1936	Rohrbach	
2,162,155 A *	6/1939	Calvin	132/73
2,816,555 A	12/1957	Klump	
2,864,384 A *	12/1958	Walter	132/73
3,598,685 A	8/1971	Lee et al.	
4,034,769 A *	7/1977	Nishimura	132/76.4
4,107,947 A	8/1978	Saito	
4,299,243 A *	11/1981	Umstatttd	132/73
4,407,310 A *	10/1983	Jadow	132/73
4,408,622 A *	10/1983	Meyerhoefer et al.	132/73
4,498,314 A	2/1985	Okamura	
4,581,088 A	4/1986	House	
4,824,702 A	4/1989	Straub	
4,860,774 A *	8/1989	Becker	132/200
4,974,610 A *	12/1990	Orsini	132/73
D321,414 S	11/1991	Mullen	
D346,464 S *	4/1994	Romano	D28/56
D380,867 S *	7/1997	Agee et al.	D28/56

5,782,248 A	7/1998	Chang	
5,908,035 A *	6/1999	Carroll et al.	132/73
6,042,679 A *	3/2000	Holt et al.	132/73
6,213,131 B1	4/2001	Vien et al.	
D445,543 S	7/2001	A	
6,293,283 B1	9/2001	Washington	
6,296,836 B1	10/2001	Engler	
6,626,183 B1	9/2003	Pietrocola et al.	
6,631,723 B1	10/2003	Mullin	
D500,893 S	1/2005	Chang	
D525,747 S	7/2006	Robinson	
D545,495 S	6/2007	Ma et al.	

(Continued)

**OTHER PUBLICATIONS**

Web site—www.lulusos.com—Aug. 23, 2011.

(Continued)

*Primary Examiner* — Jennifer Rivard

(74) *Attorney, Agent, or Firm* — Hoffmann & Baron, LLP

(57) **CLAIM**

The ornamental design for a nail appliqué, as shown and described.

**DESCRIPTION**

FIG. 1 is a top front perspective view of a nail appliqué showing my new design, the line shading and stippling illustrate contrasting appearances;

FIG. 2 is a top plan view thereof;

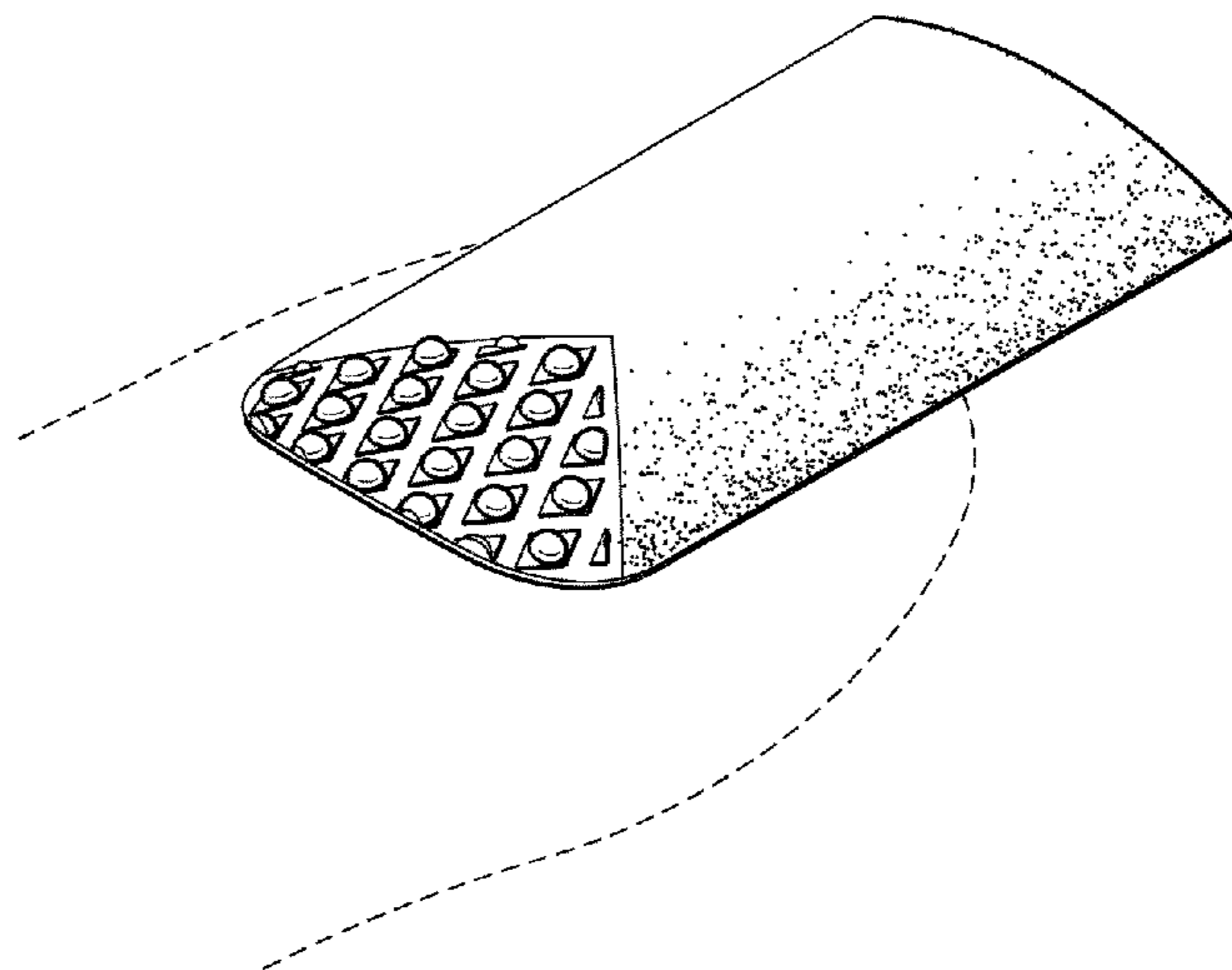
FIG. 3 is a right side elevation view thereof, the left side being a mirror image; and,

FIG. 4 is a front elevation view thereof, the rear being a mirror image.

The bottom view (not shown) forms no part of the claimed design.

The broken line showing of the finger is included for the purpose of illustrating environment and forms no part of the claimed design.

**1 Claim, 1 Drawing Sheet**



(56)

**References Cited**

U.S. PATENT DOCUMENTS

2002/0106493 A1 8/2002 Komuta et al.  
2002/0197435 A1 12/2002 A  
2005/0061342 A1 3/2005 Chapman  
2005/0150508 A1 7/2005 Downs et al.  
2005/0236100 A1 10/2005 Arisawa  
2005/0257799 A1\* 11/2005 Tran ..... 132/73.5  
2007/0107745 A1 5/2007 Kiyomoto  
2007/0246056 A1\* 10/2007 Ahn ..... 132/200  
2008/0138520 A1\* 6/2008 Chu ..... 132/200  
2008/0173321 A1\* 7/2008 Le ..... 132/200

2008/0236603 A1 10/2008 Park  
2009/0145450 A1 6/2009 Wang  
2009/0241976 A1 10/2009 Chang  
2011/0011416 A1 1/2011 Burns  
2012/0266905 A1\* 10/2012 Best ..... 132/200  
2013/0139839 A1\* 6/2013 Chang ..... 132/200  
2013/0139840 A1\* 6/2013 Chang ..... 132/200

OTHER PUBLICATIONS

Nail appliques on web—Aug. 23, 2011.  
Web site—www.Tananail.com—Aug. 23, 2011.

\* cited by examiner

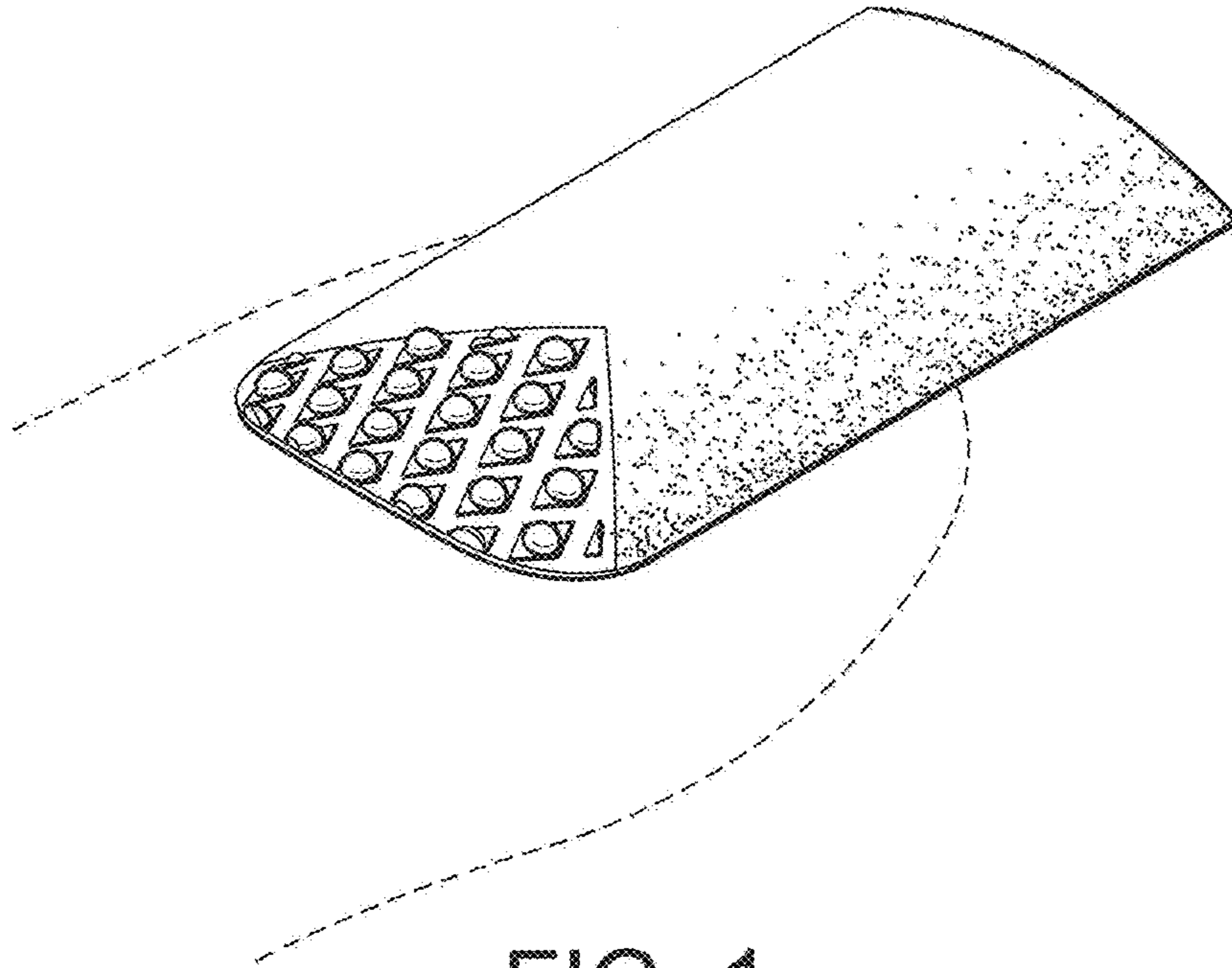


FIG. 1

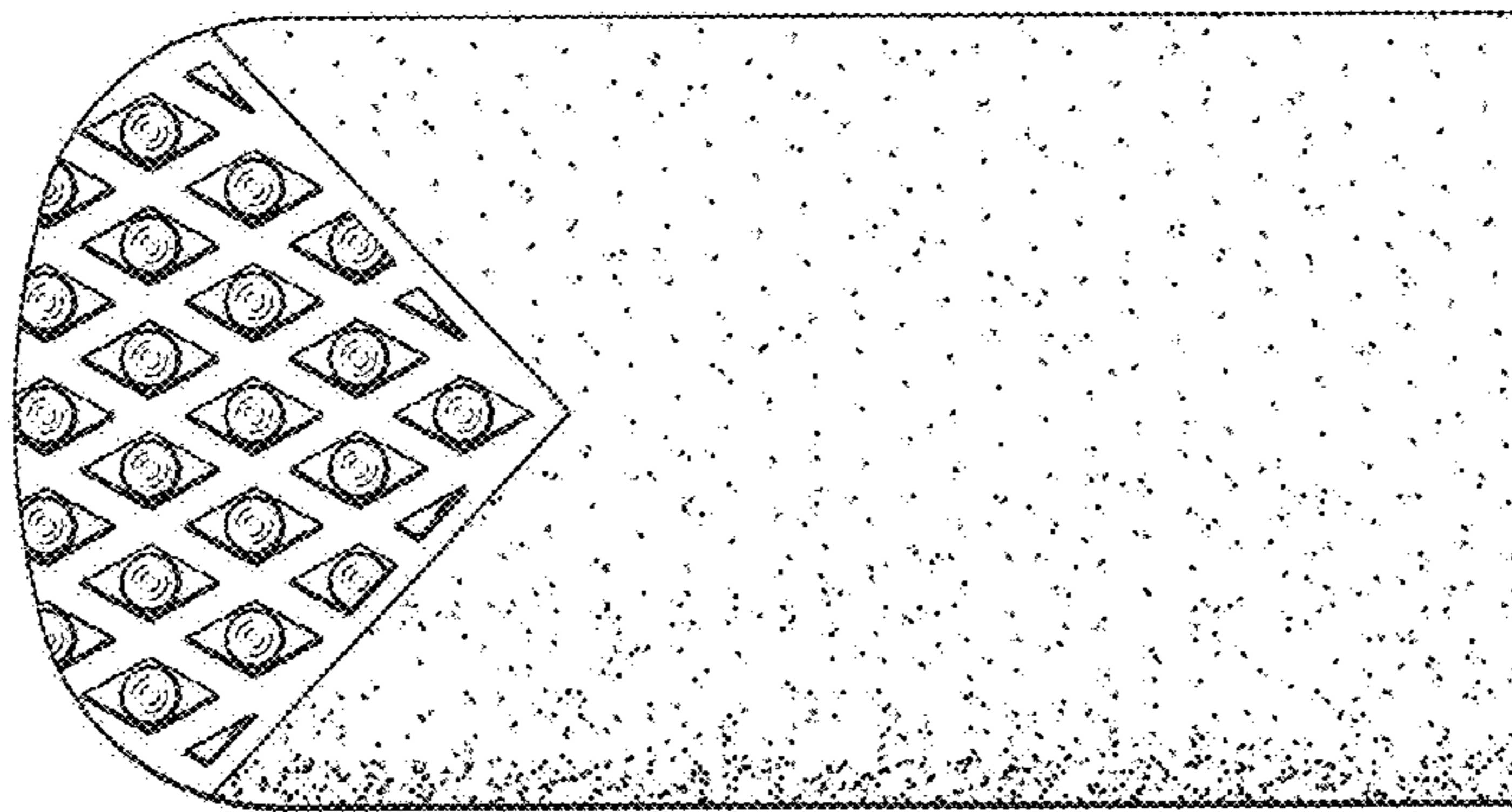


FIG. 2



FIG. 3



FIG. 4